

2
3
-
2
4

2023-2024

Annual Report

Indian River County Children's Services





Table Of Content

	Vision and Mission	03
	Members	04
	Funding Priorities	07
	Accountability	09
	Funding	10
	Highlights	12
	Please visit the County Website for the full reports from e-cimpact	
	Year End Reports	18
	Please visit the County Website for the full reports from e-cimpact	



Annual Report

The purpose of the Children's Services Advisory Committee (CSAC), working as an advisory committee to the Indian River County Board of County Commissioners, is to give Indian River County children, age 0-18, the opportunity to grow up as "Healthy Children in a Healthy Community." The term "health" encompasses the socioeconomic, physical, mental, social, emotional, environmental, and educational health of a child's life.

It is the primary objective of the committee to recommend a unified system of planning and delivery, by means of collaboration and cooperation, within which children's needs can be identified, targeted, evaluated, and addressed by the CSAC, through the powers and functions of the Board of County Commissioners.

Mission:

The mission of CSAC is to promote the health and well-being of children in a healthy community. The term "healthy" encompasses socioeconomic, physical, mental, social, emotional, environmental, and educational health.

Vision:

The objective of the Children's Services Advisory Committee is to provide a unified system of planning and delivery within which children's needs can be identified, targeted, evaluated and addressed. The Children's Services Advisory Committee will actively endeavor to develop a shared vision for the health and human services delivery system in Indian River County, enabling all funding sources and providers to define and perform their roles in a collaborative, effective and dynamically changing environment. CSAC strongly supports cultural diversity and encourages its funded programs to demonstrate the inclusion of all children and families in program development and implementation.



CSAC ADVISORY COMMITTEE MEMBERS

*The list of committee members reflects membership during the reporting period and may not represent the current composition of the committee.

1	Miranda Swanson, Chair, Administrator Health Department: Ex-Officio	9	Michelle Morris, Appointee: District 2
2	Laura Moss, Commissioner	10	Jeffrey Andros, Appointee: District 4
3	Frank Isele, Hospital District: Ex-Officio	11	Robert (Bob) Schlitt, Jr., Member-at Large
4	Bob McPartlan, Vice Chair, Department of Children & Families: Ex-Officio	12	Amber Cerda, Member-at-Large
5	Dr. David K. Moore, Superintendent of Schools: Ex-Officio Dr. Kyra Schafte, Designee	13	Katie Mieras, Appointee: District 3
6	Sherriff Eric Flowers, Law Enforcement: Ex-Officio	14	Hope Woodhouse, Appointee: District 5
7	Judge Victoria Griffin, Judge: Ex-Officio	15	Doug DeMuth, Accountant, certified financial officer, certified financial planner or has significant financial experience
8	Kerry Bartlett, Appointee: District 1		

RESPONSIBILITIES:

The primary responsibilities of the Children’s Services Advisory Committee are as follows:

- Inventory current child welfare services available in Indian River County;
- Conduct a needs assessment for children’s services in Indian River County;
- Recommend a plan for providing any additional, necessary child welfare services to the Board of County Commissioners;
- Submit recommendations to the Board of County Commissioners on any matters affecting the health and well-being of children in Indian River County;
- Through the County staff, consult, collaborate, and coordinate with other agencies dedicated to the well-being of children to prevent duplication of services;
- Collect information and statistical data and conduct research that will be helpful to Indian River County in deciding the needs of children within the county;
- Recommend the allocation of funds to agencies that provide services for the benefit of children in Indian River County to the Board of County Commissioners for funding.

2
3
-
2
4

CSAC GRANT REVIEW & PROGRAM SUBCOMMITTEE MEMBERS



1	Robert (Bob) Schlitt, Jr. , Chair	9	Caryn Toole
2	Susan Blaxil-Deal	10	Wendy McDaniel
3	Anthony Brown	11	Angela Jones
4	Tony Consalo	12	David Erickson
5	Michael Kint	13	Kyleigh Motiwala
6	Sherri Kolodziejczak	14	Dr. Deborah Long
7	Brooke Sauserman	15	Susan Aguirre
8	Deana Shatley		

*The list of committee members reflects membership during the reporting period and may not represent the current composition of the committee.

CHILDREN’S SERVICES ADVISORY COMMITTEE GRANT REVIEW AND PROGRAM SUBCOMMITTEE

In coordination with the Human Services Manager - review and revise requests for proposals (RFP) based on need determination and set priorities. Upon completion of review, submit to the Children Services Advisory Committee for approval. Review and recommend letters of intent submitted by agencies requesting funding. Review final RFPs and make recommendations for funding to Children Services Advisory Committee, who will then recommend to the Board of County Commissioners for funding. Receive, review and present to Children Services Advisory Committee Children Services Advisory Committee members’ quarterly (at a minimum) reports from funded agencies. Conduct program evaluations throughout the funding period, schedule and attend site visits to funded program.

2
3
-
2
4

CSAC NEEDS ASSESSMENT & PLANNING SUBCOMMITTEE MEMBERS



*The list of committee members reflects membership during the reporting period and may not represent the current composition of the committee.

No	Name
1	Hope Woodhouse, Chair
2	Carrie Lester
3	Brian McMahon
4	Autumn Schneider
5	Karissa Bolden
6	Michael Kint
7	Chiaka Nwosu

CHILDRENS SERVICES ADVISORY COMMITTEE NEEDS ASSESSMENT & PLANNING

Identify and assess the needs of the children of Indian River County through a needs-assessment and asset mapping; submit to the Board of County Commissioners through the Children Services Advisory Committee a written description of those needs. Provide and update short term and long-term plan to the Children Services Advisory Committee including, but not limited to, programs, services, and activities that meet the objectives of the Children's Services Advisory Committee.



Funding Priorities

FOCUS AREAS

- + + During the 2023-2024 reporting period, the Needs Assessment subcommittee, established the Focus Areas of Need. Ranked in order of funding priority, the Focus Areas are as follows:



1. Early Childhood Development (Age 0-5)
2. Quality after school and summer enrichment programs that include a meaningful component of social emotional skill building and academic instruction and remediation
3. Build Parent Capacity
4. Middle and High School programs that address risky behavior

PRIORITY OF FUNDING

A comprehensive, community-wide needs assessment provides valuable information to help guide the Children Services Advisory Committee (CSAC) in identifying essential children's services and areas of focus to address both the unmet and under-met needs of children. This year's funding priorities are the result of the 2019-2020 Community Needs Assessment and the annual re-evaluation of its data. The Focus Areas of Need are ranked in order of priority.

Due to the large impact of Covid-19 on our community, special focus will be on areas that have been most impacted such as trauma and mental health of children, regression in school and increased substance use. Priority will be given to evidence-based programs that can address these challenges.

1. Early Childhood Development

This encompasses birth to age 5. For the younger children this would mean improving their interactions with caregivers beginning at birth and with focus on physical, social emotional and cognitive development. It would include improving the quality of childcare, Pre-K and Voluntary Pre-K providers. Providers must complete developmental screenings at appropriate intervals and make referrals where necessary.

Why? Research shows that the period 0-5 years is the most important time for brain development. Physical, social emotional and cognitive skills can be significantly impacted during this time.

2. Quality remediation and enrichment programs that include a meaningful component of social emotional skill building and academic instruction

Programs should be free/affordable and accessible (transportation) to parents and children. They should include quality instruction, be properly staffed and have enough dosing to make a meaningful impact on a child. We hold agencies to a high standard of what constitutes academic enrichment and intervention. Mentoring programs are included.

Why? Children need to develop positive in and out of school outlets that keep them engaged in learning, promote their physical, emotional and mental health. There is a wealth of data supporting quality research-based intervention, extended day programs and extended year.

3. Build Parent Capacity

This encompasses improving parenting skills at every age of a child's life and providing support mechanisms for parents, including the pre-natal period. Parents should be taught the importance of wellness of the whole child (medical, dental, mental health and developmental) in addition to meeting their basic needs. A priority would be new parents, first-time and single parents and those in the poverty pockets. Additionally, parents need to be assisted in obtaining developmental screenings at all stages of a child's development starting at 2 months.

Why? A parent is a child's first and most important teacher. We need to equip parents to be the good parents they all want to be.

4. Programs that address risky youth behavior

Evidence-based programs that help children and teens develop the tools to become productive, healthy, law-abiding citizens and address risky behavior (e.g., chronic absenteeism, substance use, delinquency, violence, teen pregnancy, STDs, bullying, depression and other mental health problems.)

Why? Nonacademic risk factors like absenteeism, mental illness, and substance abuse among youth are associated with adverse outcomes (e.g., high school dropout, criminal justice involvement, unemployment, etc.). Evidenced-based prevention, early intervention, and intensive, individualized interventions are needed to promote success and well-being of individuals, families, and the greater community.

Accountability

The CSAC is accountable to and functions under the direction of the Indian River County Board of County Commissioners, through the Human Services Division, with the intent of maximizing local revenues, developing resources, and ensuring fiscal and programmatic accountability of programs. The advisory committee is authorized to seek grants from state and federal agencies and accept donations from public and private sources, further allowing the best use of taxpayer dollars while serving the greatest number of children simultaneously.

Collaboration

The role of the advisory committee is to advocate for children of Indian River County by increasing quality resources within the community without duplication of services. This is accomplished by a variety of strategies which involve collaborating with other agencies and children service providers.

It is the policy of the Indian River County Board of County Commissioners to work in a cooperative venture with (but not limited to) such entities as the United Way, for profit and not-for-profit organizations, municipalities within Indian River County, the Indian River County School District and all public agencies. In this way, the CSAC serves Indian River County by providing, or continuing to provide, both effective and improved children's services.

Grant Process

Each year the Needs Assessment and Planning subcommittee is responsible for surveying and identifying the needs of children in Indian River County. Through a needs assessment and asset mapping, funding priorities are established and a request for proposal (RFP) is released. The Grant Review and Planning subcommittee receives and reviews all funding requests and recommends program funding allocations to the advisory committee. Upon approval, the recommendation for funding is submitted to the Indian River County Board of County Commissioners who have final authority of tax dollars allocated for Children's Services for the next fiscal year.



2
3
-
2
4

Allocated Funding

CSAC Funded Agencies Spent 98.3% of the Budget to Serve Children



2023-2024 Children's Services Funding

Budget	\$ 2,567,775.07
Actual	\$ 2,523,599.92
Utilization	98.3%

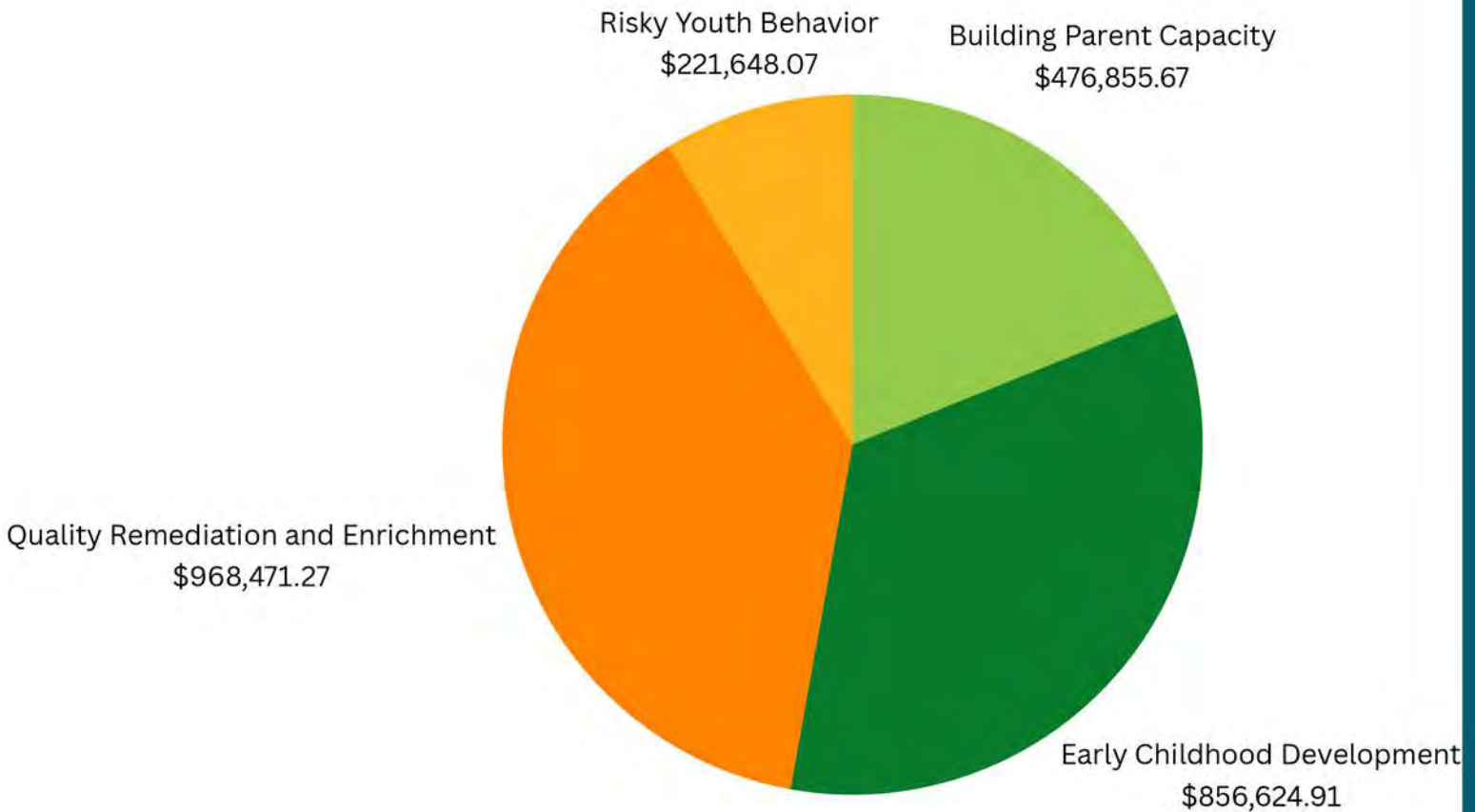


2
3
-
2
4

Overall Funding

Funding Allocated Based on
Priority Area Focus

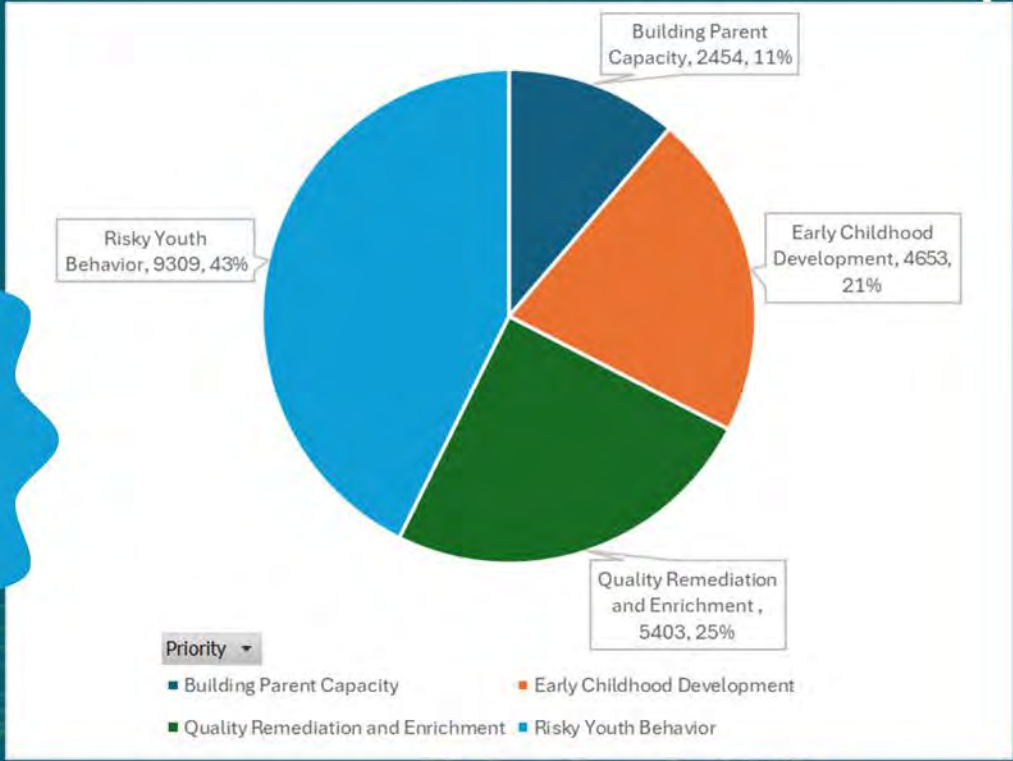
- Building Parent Capacity
- Early Childhood Development
- Quality Remediation and Enrichment
- Risky Youth Behavior



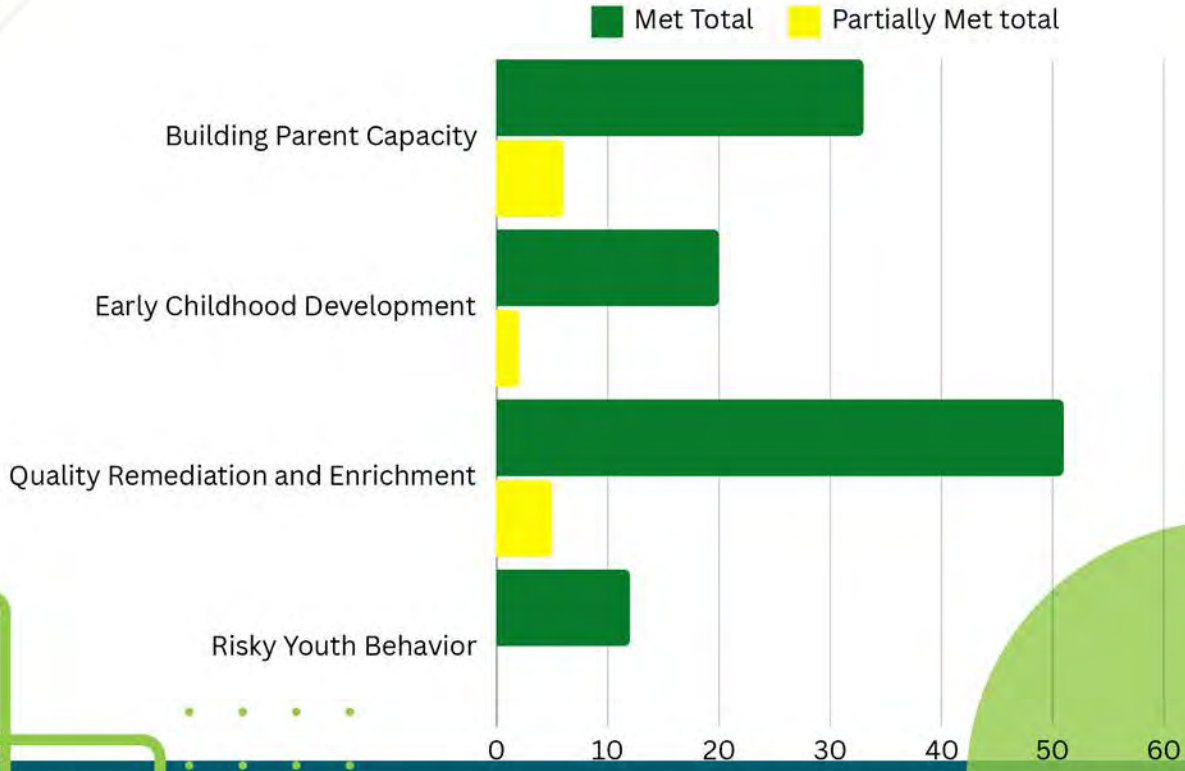


Highlights

**Over
20,000+
Touch
Points!**



88% of the programs met their outcome measures for 2022/2023.





Highlights ++ ++ ++

Early Childhood Development

97% of children served demonstrated appropriate gross motor skills!



571 children entered into Kindergarten with increased readiness!





Highlights



Quality Remediation & Enrichment Programs

Reading & Writing

K-3 students showed 78% more growth in reading proficiency compared to non-participants

Math

A total of 729 touchpoints were recorded across math-focused programs, with 98% of students maintaining or improving their math grades

Science & STEAM

100% of participants showed increased interest in STEAM fields

Core Subjects

603 children participated in programs that targeted support and tutoring in all four core subjects.

GPA Focus

Across GPA focused programming, 85% of participants achieved a GPA above 2.0.

Music

100% of children participating in music programs learned how to play an instrument.

Workforce & Post-Secondary Focus

80% of participants Workforce focused programming transitioned to year-round or part-time employment

Physical Movement

A total of 798 touchpoints were recorded for children participating in athletic enrichment programs.

Juvenile Justice

100% of children in intervention/prevention programs, remained free from enrollment in the Department of Juvenile Justice.



Highlights



Building Parent Capacity

97% of 215 participating parents showed an INCREASE in developmentally appropriate PARENTING SKILLS!

215 PARENTS



Child Development

100% of 94 parents improved their knowledge of child development

100% of parents completing the SafeCare program demonstrated enhanced parenting skills!

Skills



Fatherhood

Fatherhood Programs addressed gaps in parental involvement, with 100% of the 122 participants improving their communication and parenting abilities!





Highlights

Programs Addressing Risky Youth Behavior

Healthy Coping Skills

92% of students improved anger and coping skills.

Juvenile Justice, Gang activity and Early Parenthood

100% of participants remained free of juvenile justice involvement, gang activity, and early parenthood

7,000+ Touchpoints on Mental Health & Resources

7,000+ TOUCHPOINTS provided children with MENTAL HEALTH & crisis recognition information & resources.

Drug Use

80% of participants showed zero or reduced substance use, evidenced by negative drug tests during programming



Data Analysis



Building Parent Capacity

- **Outcomes:** 33 outcomes were met, 6 partially met, and none were unmet.
- **Touchpoints:** The programs reached a total of 2,454 individuals.
- **Budget Utilization:** 97.7% of the allocated budget was utilized effectively

Early Childhood Development

- **Outcomes:** 20 outcomes were met, 2 partially met, and 1 was unmet.
- **Touchpoints:** A total of 4,653 individuals were served.
- **Budget Utilization:** Programs utilized 98.9% of their budget allocation.

Quality Remediation & Enrichment

- **Outcomes:** 51 outcomes were met, 5 partially met, and 2 were unmet.
- **Touchpoints:** These programs impacted 5,403 individuals.
- **Budget Utilization:** 97.6% of the allocated budget was used

Risky Youth Behavior

- **Outcomes:** 12 outcomes were met, with no partially met or unmet outcomes.
- **Touchpoints:** A total of 9,309 individuals were engaged.
- **Budget Utilization:** 99.98% of the budget was utilized, showcasing high efficiency.



2023/2024 INDIAN RIVER COUNTY CHILDREN'S SERVICES FUNDED PROGRAM ANNUAL REPORT



The **Golden Impact Award** recognizes agencies that demonstrate exceptional performance by meeting 100% of their established outcome measures, reflecting their commitment to delivering meaningful and measurable community impact.



The **Platinum Impact Award** celebrates agencies that not only meet 100% of their outcome measures but also achieve their total projected service goals for clients or children. This distinction highlights agencies that exceed expectations through both effectiveness and reach.



INDIAN RIVER COUNTY CHILDREN'S SERVICES ANNUAL REPORT 2023-2024 BALLET VERO BEACH - STAGE TO PAGE



Stage To Page: Literacy Leaps To Life Through Dance And The Arts will continue to revamp our Student Matinee Series. Continuing our work with The Learning Alliance, a nationally recognized literacy services organization, we will continue to refine the scope and efficacy of our 1st Grade Student Matinee (The Sleeping Princess) and 3rd Grade Student Matinee (Firebird), while preparing to launch our 5th Grade Student Matinee (The Four Seasons) in the following season.



Clients Served				Utilization	
	Total	Goal	%		
Children	1,250	1,250	100%	CSAC Budget	\$10,000
Adults				CSAC Actual	\$10,000
Families				% of Actual	100%

Program Outcome Performance Key:
GREEN = Met Expectations
YELLOW = Partially Met Expectations
RED = Did Not Meet Expectations

Performance Outcomes	
1	To increase the number of schools participating in our 1st grade Stage to Page program by one school during the 2023-2024 season as measured by Ballet Vero Beach's own records for participation during the 2022-2023 season. <i>Met</i>
2	To increase the number of schools participating in our 3rd grade Stage to Page program by one school during the 2023-2024 season as measured by Ballet Vero Beach's own records for participation during the 2022-2023 season. <i>Exceeded expectations serving 5 instead of 4 schools</i>
3	Increase classroom teacher efficacy in arts integration techniques by 25% in one year as reported by pre and post program surveys. Pre program surveys will act as the baseline measured against post program surveys. <i>Met</i>



INDIAN RIVER COUNTY CHILDREN'S SERVICES ANNUAL REPORT 2023-2024

Big Brothers Big Sisters of St. Lucie County - Passport to Early Literacy



Community-based mentoring centers around activities orchestrated by the mentor according to the mentee's needs. Community resources are used many times as meeting locations, possible job shadowing, and educational opportunities. Mentors receive training on possible activities around improvement of academic skills, life skills, decision-making, career options, and pertinent topics dependent on the age of the youth.



Clients Served				Utilization	
	Total	Goal	%		
Children	172	140	123%	CSAC Budget	\$85,000
Adults	76	0		CSAC Actual	\$84,610.25
Families				% of Actual	99.5%

Program Outcome Performance Key:

GREEN = Met Expectations
YELLOW = Partially Met Expectations
RED = Did Not Meet Expectations

Performance Outcomes	
1	85% of young children serviced will demonstrate developmentally appropriate social-emotional skills for their age as measured by the DESSA-MINI tool. <i>98% of the VPK students improved their socialization skills</i>
2	80% of youth who have participated in VPK Mentoring for five months or more, will meet or exceed expectations on the phonological awareness, print knowledge and oral language/vocabulary domains of the Florida VPK Assessment by June, 2024. <i>87% met or exceed expectations on the phonological awareness, print knowledge and oral language/vocabulary domains of the Florida VPK assessment.</i>
3	85% of VPK students mentored for 3+ months will meet or exceed expectations in phonological awareness, print knowledge and/or oral language/vocabulary as measured by pre and post test results from the Florida FAST Diagnostic Test, and will be considered ready for Kindergarten. <i>87% of the VPK students are ready for kindergarten</i>



INDIAN RIVER COUNTY CHILDREN'S SERVICES ANNUAL REPORT 2023-2024

BIG BROTHERS BIG SISTERS - COMMUNITY-BASED MENTORING



Community-based mentoring centers around activities orchestrated by the mentor according to the mentee's needs. Community resources are used many times as meeting locations, possible job shadowing, and educational opportunities. Mentors receive training on possible activities around improvement of academic skills, life skills, decision-making, career options, and pertinent topics dependent on the age of the youth.



Clients Served				Utilization	
	Total	Goal	%		
Children	32	30	107%	CSAC Budget	\$15,000
Adults				CSAC Actual	\$15,000
Families				% of Actual	100%

Program Outcome Performance Key:

GREEN = Met Expectations
YELLOW = Partially Met Expectations
RED = Did Not Meet Expectations

Performance Outcomes	
1	80% of children/youth enrolled for 12 weeks will perform at or above grade level in core subjects as measured by i-Ready and report cards. <i>93% developed habits and skills that will help them succeed now and in the future.</i>
2	80% of children/youth in this program for the 2023-2024 year will develop habits and skills that will help them succeed now and in the future. <i>85% identified possible career routes and the education needed to complete them.</i>
3	80% of youth in the program 12 weeks will identify possible career routes and the education needed to complete them. <i>93% performing at or above</i>



INDIAN RIVER COUNTY CHILDREN'S SERVICES ANNUAL REPORT 2023-2024

BOYS & GIRLS CLUBS - AFTER SCHOOL AND SUMMER PROGRAMS

Since 2000, BGCIRC has been at the forefront of providing quality programming to children ages 6-18 in Indian River County. We provide homework help, an array of prevention programming, athletics, art, technology, workforce readiness, and leadership programs throughout the school year and summer. Although we are available to every child in the county, many of our families struggle to make ends meet, are single parents, or belong to a minority group; 84% of our members qualify for free or reduced lunch. Our mission is to inspire and enable all young people, especially those who need us most, to realize their full potential as productive, responsible and caring citizens.



BOYS & GIRLS CLUBS
OF INDIAN RIVER COUNTY

Clients Served	Total	Goal	%	Utilization	
Children	664	750	89%	CSAC Budget	\$40,000
Adults				CSAC Actual	\$40,000
Families	428	301	142%	% of Actual	100%

Program Outcome Performance Key:

GREEN = Met Expectations
YELLOW = Partially Met Expectations
RED = Did Not Meet Expectations

Performance Outcomes

1	<p>During the 2023-24 school year, 80% of Club members' classes taken in math, English and science will result in a GPA of 2.0 or greater.</p> <p>For the 2023-24 school year, club members finished with an aggregate GPA of 2.79, up from 2.49 in Q1. 85% of courses taken resulted in a 2.0 or higher, and 82% of total membership.</p>
2	<p>Increase level of teen attendance (grades 9-12) to at least 50%, and participation in the Destinations program as evidenced by attendance reports pulled from EZChildTrack and program rosters.</p> <p>From Q1 to Q4, 63 teens participated in the Destinations program. 37% of teens attended at least 50% of days available to them, and all teens who attended at least 50% of days available to them achieved at least 50% of their Destinations milestones for the year. 40% of all teens who attended year-round achieved 100% of their Destinations milestones for the year. Of the 63 teens who attended year-round, 62% total achieved at least 50% of their milestones for the year (this includes the 40% who achieved all milestones). This number has increased from last quarter, where only 58% of teens were on track with 50% or more of milestones achieved for the year. At this point, it is 62%. Additionally, when it comes to attendance, teens are frequently in and out of the club, missing periods of time due to sports, part-time jobs, or other extracurriculars.</p>
3	<p>Youth will be able to manage their emotions, build meaningful relationships with others, and navigate social environments, good choices, and interpersonal dynamics. Desirable outcomes include 80% completion and a post survey score of 80 or higher.</p> <p>For the entire fiscal year, 41 programs were run. 67% of youth completed the programs. A completer must take a pre and post-survey and attend at least 80% of sessions. The average pre survey score was 65% and the average post-survey score was 79%, a gain of 14 points.</p>



INDIAN RIVER COUNTY CHILDREN'S SERVICES ANNUAL REPORT 2023-2024

CATHOLIC CHARITIES - SAMARITAN CENTER



The Samaritan Center, a residential facility for homeless families, is a transitional program focusing on "Life Skills Development" (parenting, employability skills, budgeting, and education). The program's primary goal is the promotion and development of healthy family values and family structure leading to the successful re-entry of homeless families into mainstream society. Our mission aligns with the purpose of the Indian River County Children's Services Advisory Committee in promoting healthy children by addressing their socioeconomic, physical, environmental, educational and behavioral health.



Clients Served	Total	Goal	%	Utilization	
Children	41	38	107%	CSAC Budget	\$37,000
Adults	22	22	100%	CSAC Actual	\$37,000
Families	21	21	100%	% of Actual	100%

Program Outcome Performance Key:

GREEN = Met Expectations
YELLOW = Partially Met Expectations
RED = Did Not Meet Expectations

Performance Outcomes

1	<p>During the contract year 19 of 22 (85%) resident adults will demonstrate a 10% or greater increase in their knowledge and skills in the area of positive parenting as evidenced through pre and post-assessments conducted at the beginning and the end of each eight-week session.</p> <p>Outcome: Post test cumulative results indicate 22 of 22 (100%) resident adults increased their knowledge in the area of positive parenting by an average of 19.5% as evidenced by pre and post-assessments at the beginning and the end of 4th quarter reporting period.</p>
2	<p>During the contract year, 32 of 38 (85%) resident children will demonstrate a 5% or greater increase on their self-esteem assessment administered at the beginning and the end of each eight-week training course.</p> <p>Outcome: Post test cumulative results indicate 41 of 41 (100%) resident children demonstrated an average increase of 20% on their social behaviors and character values measurement form that were administered at the beginning and end of the 4th quarter reporting period.</p>
3	<p>During the contract year, 32 of 38 (85%) resident children will demonstrate a 10% or greater increase on their social behaviors and character values measurement form assessment administered at the beginning and the end of each eight-week training course. During the contract year, 32 of 38 (85%) resident children will increase their knowledge and skills in the area of academic performance.</p> <p>For this outcome, report current fiscal year-to-date (10/1/23 - 9/30/24): Result: Post-test cumulative results indicate 41 of 41 (100%) of resident children aged four and over demonstrated an average of 8.75% increase on their self-esteem assessment administered at the beginning and the end of the fourth quarter reporting period.</p>



INDIAN RIVER COUNTY CHILDREN'S SERVICES ANNUAL REPORT 2023-2024

CHILDCARE RESOURCES - CHILDREN IN CENTERS



Childcare Resources provides high-quality, affordable childcare and education for children between the ages of six weeks to five years old. Childcare Resources builds parent capacity by enabling parents to focus on their careers and higher education while their children receive dependable care.



Clients Served	Total	Goal	%	Utilization	
Children	167	160	104%	CSAC Budget	\$288,311
Adults				CSAC Actual	\$288,311
Families				% of Actual	100%

Program Outcome Performance Key:
GREEN = Met Expectations
YELLOW = Partially Met Expectations
RED = Did Not Meet Expectations

Performance Outcomes	
1	80% of children will demonstrate developmentally appropriate gross motor skills as evidenced by the Ages and Stages Questionnaire (ASQ). 97% of children who had program completion (both a fall and spring assessment) demonstrated developmentally appropriate gross motor skills for their age during the 2023-2024 school year
2	80% of young children demonstrating developmentally appropriate emotional and social skills for their age in the areas of initiative, attachment/relationships, and self-regulation as indicated by the E-Deca assessment tool. 85% of program children who had program completion (both a fall and spring assessment) demonstrated age-appropriate skills in the areas of initiative, attachment/relationships, and self-regulation during the 2023-2024 school year.
3	100% of early childhood teachers will receive professional development as evidenced by Florida Department of Children and Family professional development in-service logs. 100% of teachers received professional development during the 2023-2024 school year as evidenced by Florida Department of Children and Family professional development in-service logs.



INDIAN RIVER COUNTY CHILDREN'S SERVICES ANNUAL REPORT 2023-2024

CHILDCARE RESOURCES - COMMUNITY & FAMILY SERVICES



The Childcare Resources professional development program provides the education and support early educators need in order to implement strategies that create an atmosphere most conducive to early learning. The program includes four workshops with technical assistance, on-site coaching, center director support, and a higher education program for early educators. The Wellness and Early Intervention Program enables Childcare Resources to provide access to mental health services for families. For counseling, the patient completes diagnostic screening, a therapist is assigned, and treatment plans are implemented.



Clients Served	Total	Goal	%	Utilization	
Children	4,068	6	678%	CSAC Budget	\$152,478
Adults	331	294	112%	CSAC Actual	\$152,478
Families				% of Actual	100%

Program Outcome Performance Key:
GREEN = Met Expectations
YELLOW = Partially Met Expectations
RED = Did Not Meet Expectations

Performance Outcomes	
1	Early Educators will improve the knowledge in the workshop subject area by seventy percent as demonstrated in pre-workshop and post-workshop test scores. Why Poverty Matters and How We Can Matter More presented by Tammy Pawloski was held on October 14, 2023. Wunderled presented by Sally Haughey was held on December 9, 2023. Connect to Your Calling presented by Coy Bowles was held on February 3, 2024. Empowering Educators the Conscious Discipline Way presented by Cheryl Cotter was held on 8/24/2024. The overall average knowledge gain among workshop participants as demonstrated in pre-workshop and post-test scores is 82%.
2	Participants in the Childcare Resources higher education program success will be measured using the students' course completion rates. In the Fall 2023 semester, Childcare Resources Higher Education participants had an average course completion rate of 94%. In the Spring 2024 semester, Childcare Resources Higher Education participants had an average course completion rate of 91%. In the Summer 2024 semester, Childcare Resources Higher Education participants had an average course completion rate of 95%. The overall completion rate for the 2023-2024 academic year was 93%.
3	Adults and children who participate in five or more counseling sessions will show improvement. As of 9/30/2024, 4 children and 10 adults, parents or other adult in the household enrolled in the Childcare Resources program were referred for therapy to the Mental Health Association · 2 adults continues services · 1 child continues services · 1 adult is awaiting intake appointment · 1 child is awaiting intake appointment · 5 adults did not follow through with referral · 1 child (parent) did not follow through with referral · 2 adults were discharged from services · 1 child was discharged from services
4	Utilization of the University of Florida Lastinger Center methodology will show improvement in teacher-classroom interactions. 71% of early childhood educator coachees who engaged in professional development with a University of Florida Lastinger Center certified coach demonstrated improved mastery in all three domains within the Classroom Assessment Scoring System (CLASS).



INDIAN RIVER COUNTY CHILDREN'S SERVICES ANNUAL REPORT 2023-2024

CHILDREN'S HOME SOCIETY - DODGERTOWN COMMUNITY PARTNERSHIP



Using an evidence-based model of community partnerships, and maximum student success, Dodgertown CPS empowers students, strengthens parent involvement, and supports community stability. The services provided by Dodgertown CPS are provided on-site and at partner facilities (i.e. health care services at TCCH, tutoring at GYAC, etc.). The program services are available throughout the school day during the school year, during extended / afterschool school hours, and over the summer months.



Clients Served				Utilization	
	Total	Goal	%		
Children	224	250	90%	CSAC Budget	\$37,500
Adults				CSAC Actual	\$37,500
Families				% of Actual	100%

Program Outcome Performance Key:
GREEN = Met Expectations
YELLOW = Partially Met Expectations
RED = Did Not Meet Expectations

Performance Outcomes	
1	<p>To increase measurable gains in math for students who receive after school tutoring by 10% in one year as reported by the 2024-2024 iReady scores - standardized assessment measuring growth for the academic year. Baseline: 2023-2023 iReady scores for students receiving tutoring.</p> <p><i>In quarter 1, there were 2 students out of a total of 70 (2%) that made a 10% increase in their math score. In quarter 4, there were 18 students out of 70 (26%) that made a 10% increase in their math scores.</i></p>
2	<p>To increase measurable gains in English Language Arts for students who receive after-school tutoring by 10% in one-year as reported by the 2024-2024 iReady scores. Baseline: 2023-2023 iReady scores for students receiving tutoring.</p> <p><i>In quarter 1, there were 11 students out of a total of 70 (16%) that made a 10% increase in their math scores. In quarter 4, there were 24 students out of a total of 70 (34%) that made a 10% increase in their ELA scores.</i></p>
3	<p>CPS will increase the ability to manage attendance, and behavioral for students served by the CPS by 10% in one year as reported by the 2023-2024 school attendance and behavioral referral record.</p> <p><i>In quarter 1 there were 10 behavior referrals. In quarter 4, there were 6 behavior referrals. This shows a 40% improvement in behavior referrals from quarter 1 to quarter 4.</i></p>



INDIAN RIVER COUNTY CHILDREN'S SERVICES ANNUAL REPORT 2023-2024

CHILDREN'S HOME SOCIETY - TEEN LIFE CHOICES



Teen Life Choices (TLC) serves youth ages 10 - 18 years old, targeting prevention of teen pregnancy and the promotion of healthy lifestyles in a group setting. Abstinence only programs are used in the middle schools to help students develop skills to resist pressures to become sexually active. Students participate in role-play to practice assertiveness techniques. Parents are involved through a take-home assignment intended to open lines of communication. High school teens explore the potential physical, social, emotional and financial consequences of teen parenthood through our "Baby Think It Over" program. Other health education topics focusing on healthy life styles and decision making are presented in schools, churches and community groups.



Clients Served				Utilization	
	Total	Goal	%		
Children	585	1,150	59%	CSAC Budget	\$21,688.07
Adults				CSAC Actual	\$21,688.07
Families				% of Actual	100%

Program Outcome Performance Key:
GREEN = Met Expectations
YELLOW = Partially Met Expectations
RED = Did Not Meet Expectations

Performance Outcomes	
1	<p>To increase participating children's skills to resist negative peer pressure and unsafe activities by at least 75% from baseline through the use of "Postponing Sexual Involvement" and "When Dating Turns Dangerous" curriculum as measured by pre and post-test at the completion of the course.</p> <p><i>87% of participants indicated an increase in skills</i></p>
2	<p>To increase the knowledge of the emotional, physical, psychological, social and financial consequences of teen parenthood - of teen students by 75% after participating in Teen Life Choices presentations of the Baby Think It Over program as reported by Post-tests. Baseline: Pre-tests given to teen students before the presentation of educational material.</p> <p><i>93% of participants increased in score</i></p>
3	<p>To increase the knowledge of Postponing Sexual Involvement (PSI) skills of participating teens and preteens by 65% after presented with 3 modules of PSI curriculum as reported by Post-test of the subject matter. Baseline: Pre-Tests of the information being presented by participating students.</p> <p><i>99% showed an increase</i></p>



INDIAN RIVER COUNTY CHILDREN'S SERVICES ANNUAL REPORT 2023-2024

CROSSOVER MISSION - BUILDING THE FUTURE OF CROSSOVER

Year-round programming incorporates grade monitoring, one-to-one academic and life-skills mentoring up to four times a week, individualized advocacy in the schools, direct parent engagement, course recovery support, and in-person support with college/vocational school enrollment and scholarships. Academics correspond to basketball training and player development on-site at Crossover that helps members earn a roster spot on their school teams, which further strengthens school engagement.



Clients Served				Utilization	
	Total	Goal	%		
Children	73	125	58%	CSAC Budget	\$100,000
Adults				CSAC Actual	\$100,000
Families				% of Actual	100%

Program Outcome Performance Key:
GREEN = Met Expectations
YELLOW = Partially Met Expectations
RED = Did Not Meet Expectations

Performance Outcomes	
1	<p>85% of all Crossover students will have no behavior referrals or school suspensions.</p> <p>The data for the outcome by quarter are as follows: --Q1: 57% --Q2: 77% --Q3: 69% --Q4: 77% The average across all four quarters was 70%. GOAL NOT MET. There was a significant shortfall in the 2023-2024 school year. Crossover would like to note that parents/guardians of youth enrolled at Crossover have directly and consistently communicated to Crossover staff that the number of referrals for phone usage in class has increased due to a change in school district policy. We estimate that these referrals increased 25% during the 2023-2024 school year.</p>
2	<p>95% of Crossover students in middle and high school will remain free of the Juvenile Justice System, known gang involvement, and enrolled in school.</p> <p>We report the data from the outcome by quarter: --Q1: 99% --Q2: 100% --Q3: 100% --Q4: 100% Across all three quarters, this was an average of 100%. GOAL MET.</p>
3	<p>90% of enrolled Crossover students will fully participate (less than three unexcused absences per quarter) in school-year Crossover activities.</p> <p>From Q1-Q3, we fell short of reaching our goal of 90% of student athletes having less than three unexcused absences in each quarter: --Q1: 69% --Q2: 84% --Q3: 60% --Q4: 100% The average across all three quarters was 78%. GOAL PARTIALLY MET.</p>
4	<p>85% of all student athletes will earn a GPA greater than a 2.0 each quarter.</p> <p>The average percentage of student athletes with GPAs greater than 2.0 across all four quarters of the reporting period was 91%. The breakdown by quarter was as follows: --Q1: 98% --Q2: 84% --Q3: 87% --Q4: 96% Across all four quarters, Crossover was only one percentage point behind its goal in just one quarter (Q2). GOAL PARTIALLY MET. In Q4, the GPA breakdown was as follows: 4.0+: 4% 3.0-4.0: 64% 2.0-3.0: 27%</p>



INDIAN RIVER COUNTY CHILDREN'S SERVICES ANNUAL REPORT 2023-2024

CROSSOVER MISSION - INDEPENDENT STUDY FOR HIGH-RISK STUDENTS

Providing intensive and individualized instruction and tutoring on-site, Crossover's Independent Study Program was created specifically to address the needs of students whose specific academic and social needs cannot be met in a traditional school setting and who are most at risk of dropping out of school. The program incorporates best practices from alternative education research: high-dosage tutoring for struggling students; creating a culture of high expectations; and the use of data-driven monitoring to track student achievement throughout the year.



Clients Served				Utilization	
	Total	Goal	%		
Children	4	5	80%	CSAC Budget	\$15,000
Adults				CSAC Actual	\$15,000
Families				% of Actual	100%

Program Outcome Performance Key:
GREEN = Met Expectations
YELLOW = Partially Met Expectations
RED = Did Not Meet Expectations

Performance Outcomes	
1	<p>85% of all students in the program will earn a GPA greater than 2.0 each quarter.</p> <p>In each quarter, 100% of student athletes in the Independent Study program remained free of the Juvenile Justice System and known gang involvement, were enrolled in school, and did not engage in early parenthood. GOAL MET.</p>
2	<p>100% of Crossover students in this program will remain free of the Juvenile Justice System, known gang involvement, enrolled in school, and will not engage in early parenthood.</p> <p>From Q1-Q4 (present), 100% of student athletes in the Independent Study program earned a GPA greater than 2.0 in each quarter. GOAL MET. The average GPA by quarter was as follows: --Q1: 4.0 --Q2: 2.75 --Q3: 3.1 --Q4: 3.5 From Q1-Q4 the average GPA was 3.33.</p>
3	<p>90% of enrolled Crossover students will be in attendance and fully participate (less than three unexcused absences per quarter) in daily programming activities.</p> <p>In each quarter, there has been a 100% perfect attendance record in the Independent Study program at Crossover. No unexcused absences were recorded in any quarter. GOAL MET.</p>



INDIAN RIVER COUNTY CHILDREN'S SERVICES ANNUAL REPORT 2023-2024

TLA - STEP INTO KINDERGARTEN

In partnership with the School District of Indian River County (SDIRC), STEP seeks to increase kindergarten readiness rates by providing a summer enrichment transition program for those children, ages 4-5, who have completed a Voluntary Pre-Kindergarten (VPK) program. This evidence-based programming extends learning to help mitigate the negative effects of the summer slide and promotes a smooth transition to kindergarten for students and families.



Clients Served				Utilization	
	Total	Goal	%		
Children	197	210	94%	CSAC Budget	\$173,098
Adults				CSAC Actual	\$167,163.72
Families				% of Actual	97%

Program Outcome Performance Key:
GREEN = Met Expectations
YELLOW = Partially Met Expectations
RED = Did Not Meet Expectations

Performance Outcomes	
1	<p>To decrease the number of students scoring in Intervention (<25%ile) or Urgent Intervention (<10%ile) on STAR Early Literacy of enrolled STEP into K students by 75% in 4 weeks as reported by the STAR Early Literacy Assessment.</p> <p>Students in STEP Into K participated in the FAST STAR Early Literacy computer adaptive test. There was a 46% decrease of the students scoring Intervention (<25%) or Urgent Intervention (<10%) from Pre to Post assessments. PRE: 41 POST 22</p>
2	<p>To decrease the number of students scoring less than 50% of the 7 targeted academic skills of enrolled STEP Into K students by 75% in 4 weeks as reported by the Indian River Kindergarten Benchmark Assessment (IRK Ready).</p> <p>STEP into K used the Indian River County Kindergarten Readiness Benchmark Assessment (summer version) to assess 7 targeted Literacy and Numeracy skills. These skills are Identify uppercase letters, Identify lowercase letters, Identify letter sounds, Writes first name, Phonemic Awareness: Identify initial sounds, Count to 31 and Recognize numerals to 20. The total number of points is 140. There was a 68% decrease of the students scoring less than 50% (70 points) from Pre to Post assessments. PRE: 41 POST 13. 90% of the students who scored less than 70 points made individual gains.</p>
3	<p>To decrease the number of students scoring "Rarely" or "Sometimes" on the 8 targeted Social Emotional Development skills of enrolled STEP Into K students by 75% in 4 weeks as reported on the Indian River Kindergarten Benchmark Assessment (IRK Ready).</p> <p>There are 8 Social Emotional Development skills that were evaluated at the beginning and end of the 20 day program. There was a 75% decrease of the students scoring in the lowest scale "sometimes and rarely" from Pre to Post assessments.</p>



INDIAN RIVER COUNTY CHILDREN'S SERVICES ANNUAL REPORT 2023-2024

ENVIRONMENTAL LEARNING CENTER - STEAM EXPLORERS

The Environmental STEAM Explorers Program provides students with quality STEAM education through an environmental lens during out-of-school time. To help ensure that students do not fall behind during school breaks, to provide academic enrichment in STEAM fields, and to boost interest in STEAM careers, this program includes in-depth career exploration for middle and high school students and afterschool STEAM enrichment programs for elementary school students. Middle and high school students take part in multi-day workshops to build STEAM knowledge using Remote Operated Vehicles, drones, plankton nets, and more, working alongside environmental science and education professionals who provide insight into STEAM careers.



Clients Served				Utilization	
	Total	Goal	%		
Children	611	533	115%	CSAC Budget	\$11,650
Adults				CSAC Actual	\$11,650
Families				% of Actual	100%

Program Outcome Performance Key:
GREEN = Met Expectations
YELLOW = Partially Met Expectations
RED = Did Not Meet Expectations

Performance Outcomes	
1	<p>To increase interest in STEAM in at least one domain for 75% of participants after completion of the middle/high school three day program as measured by pre and post surveys.</p> <p>Results from the pre and post surveys from the four camp cohorts showed that all students (100%) who completed both surveys had an increase in at least one STEAM domain from pre- to post-survey (as measured by a five-point Likert scale).</p>
2	<p>To increase conceptual understanding of STEAM and who can achieve a STEAM career for 75% of participants after the completion of the middle/high school three day program as measured by pre and post surveys and Draw-A-Scientist evaluation data.</p> <p>Second quarter (and final quarter of grant activities): In the Draw-A-Scientist evaluation post-survey, the four camp cohorts all averaged greater than 80 percent increase in conceptual understanding of what STEAM is and who can achieve in a STEAM career, based on the pre- and post-drawings. This was seen by the addition of scientific tools in the post survey drawings such as drones, illustrations of squid dissection, micropipettes, before and after drawings, telescopes, plants and sea turtles, to name a few.</p>
3	<p>To increase career-readiness skills, including teamwork, collaboration, communication, and self-confidence in STEAM career fields for at least 50% of participants following the completion of the three-day middle/high school program as measured by pre and post assessment data.</p> <p>Averaging the four cohorts attending the STEAM camps, greater than 50 percent of the students indicated increases in career readiness skills including teamwork, collaboration, communication and self-confidence in STEAM careers.</p>
4	<p>To increase standards-based content area knowledge, with a focus in the Life Sciences and Nature of Science domains, for 75% of participants after the completion of the elementary afterschool enrichment program as measured by pre and post assessment data.</p> <p>For the STEAM outreach program at the four elementary schools, entrance/exit polls were used to assess growth; this method was a quick way to assess student knowledge while maximizing instruction time. Data from K-2 cohorts and 3-5 cohorts report a 18.4% and 30% (respectively) improvement in student-group content-based knowledge. Knowledge gain may be lower than expected as student pre-survey scores demonstrate a large initial knowledge base, especially with the K-2 group, in regards to the standards-based content area questions asked.</p>



INDIAN RIVER COUNTY CHILDREN'S SERVICES ANNUAL REPORT 2023-2024

FEED THE LAMBS - AFTERSCHOOL & SUMMER ENRICHMENT



Feed the Lambs Enrichment Program, Inc. (FTL) provides several activities to address the needs of children (ages 6-14) with after school tutoring, counseling and one-on-one mentoring. The program provides educational support services to parents and children in elementary through middle school in Indian River County. FTL's summer programming continues After School activities and adds supervised recreation. The After School and Summer Camp programming were developed to improve scholastic abilities, build confidence and reduce the number of children being left alone without parental or other custodial care.

FEED THE LAMBS ENRICHMENT PROGRAM
ENGAGING, EDUCATING, AND EMPOWERING YOUTH

Clients Served	Total	Goal	%	Utilization	
Children	118	76	155%	CSAC Budget	\$13,500
Adults	32	9	355%	CSAC Actual	\$13,500
Families				% of Actual	100%

Program Outcome Performance Key:

GREEN = Met Expectations
YELLOW = Partially Met Expectations
RED = Did Not Meet Expectations

Performance Outcomes	
1	<p>80% of FTLEP students will increase academic performance.</p> <p>3RD AND 4TH QUARTER RESULTS ARE THE SAME SINCE SCHOOL ENDED IN MAY 100% of students maintained good grades or improved grades and advanced to the next grade by May 2024 Math 98% English 100% 2ND QUARTER 75% of students maintained good grades or improved grades Math 75% English 87% 1ST QUARTER 75% of students maintained good grades or improved grades Math 73% English 77%</p>
2	<p>75% of After School Tutoring students will improve attendance.</p> <p>85% of students maintained good attendance or reduced unexcused absences</p>
3	<p>75% of After School Tutoring and/or Summer Camp Student parents will attend classes or events to improve their ability to help their children with homework.</p> <p>77% of parents have achieved individual coaching from the Program Director (a few more parents have received coaching from the Assistant Coordinator) 1ST QUARTER In the 1st Quarter 64% of parents attended the Oslo Middle School Family Engagement Night on November 2nd 2ND QUARTER On February 6th, 75% of parents attended the Feed the Lambs Family Night. 3RD AND 4TH QUARTER ARE THE SAME SINCE SCHOOL ENDED IN MAY On April 16th, 100% of parents attended the Feed the Lambs meeting with a school counselor speaker.</p>
4	<p>80% of Summer Camp students will gain skills and receive additional benefits from enrichment activities.</p> <p>100% of students gained skills and received additional benefits from Art and Electrical workshops. 81% of students gained skills and received additional benefits from Science/Microscope workshop</p>



INDIAN RIVER COUNTY CHILDREN'S SERVICES ANNUAL REPORT 2023-2024

GIFFORD YOUTH ORCHESTRA - STAGING FOR SUCCESS



The Gifford Youth Orchestra is a year-round cultural arts program based on Best Practices and supported by current data that validates the positive impact of music on a child's cognitive and mental development as well as helping to lift them out of poverty. As our contribution to replacing the cycle of poverty and leveling the playing field for children in Gifford, our mission is to provide education, experience, and training in various classical, cultural, and performing arts, for the youth of Gifford, Florida (and neighboring Indian River County Communities), with a core focus on mastering stringed instruments.



Clients Served	Total	Goal	%	Utilization	
Children	84	60	140%	CSAC Budget	\$45,000
Adults				CSAC Actual	\$45,000
Families				% of Actual	100%

Program Outcome Performance Key:

GREEN = Met Expectations
YELLOW = Partially Met Expectations
RED = Did Not Meet Expectations

Performance Outcomes	
1	<p>To increase social/emotional/cognitive development in children by improving their ability to play an instrument with skill.</p> <p>Students improved their ability to replicate teacher demonstrations by 80%. Students reduced reliance on visual cues, increasing their ability to play without looking at the keys by 80%. Beginning students enhance their interpretive skills by 50%, learning to convey emotions and imagery through their playing. 100% of GYO students in 2023-24 successfully performed at least two solo pieces on stage, demonstrating significant growth in confidence, poise, and musical ability.</p>
2	<p>Parents will increase positive parenting and reinforcement skills by observing and participating in their child's lessons/performances.</p> <p>Parent participation has continued to grow and expand as our programs and enrollment expand. We had 75 parents and family in attendance at the summer camp concert. We had 58 at the fall meeting on September 3rd and the list of parents who have volunteered at events during the 2023-24 year has grown from 3 to 12-15 and continuing to grow.</p>
3	<p>75% of children enrolled will increase their ability to play an instrument and improve their self-esteem by performing on stage.</p> <p>GYO students performed 19 times in public from November 1, 2023 through August 17, 2024. All students in the program from the 2023-24 academic year performed at least 2 times on stage in front of a live audience. Our summer camp had 46 students who all performed even though it was a voluntary event. These students learned to perform at least 2 songs that week and then our performance etiquette system.</p>



INDIAN RIVER COUNTY CHILDREN'S SERVICES ANNUAL REPORT 2023-2024

GIFFORD YOUTH ACHIEVEMENT CENTER - A.S.E.P.



GYAC

The After School Education Program (ASEP) is an educational after school program for students in grades K-12. The ASEP operates Monday - Friday, from 2:30 PM - 6:00 PM, based on the School District's academic calendar. Students receive homework assistance, tutoring, mentoring, educational enrichment activities, in addition to cultural, social, and recreational activities.

Clients Served				Utilization	
	Total	Goal	%		
Children	387	300	129%	CSAC Budget	\$64,000
Adults				CSAC Actual	\$64,000
Families				% of Actual	100%

Program Outcome Performance Key:
GREEN = Met Expectations
YELLOW = Partially Met Expectations
RED = Did Not Meet Expectations

Performance Outcomes	
1	<p>To maintain the number of students promoted to the next grade to 95% during the 2023-24 school year as verified by the 2023-24 School District of IRC grade promotion report.</p> <p><i>This outcome was achieved with 95% of students being promoted to the next grade.</i></p>
2	<p>To maintain a minimum of 80% of students in grades 5 - 12 who are enrolled for three nine-weeks will improve their anger, coping and/or social-emotional skills as measured by pre/post-test and/or teacher reports.</p> <p><i>Ninety-two percent (92%) of students enrolled for three nine-weeks improved their anger, coping and/or social/emotional skills as measured by pre/post tests and/or teacher reports. Students improved in this area using Ripple Effect (social/emotional web-based program), group counseling, guest speakers, and individual counseling sessions.</i></p>
3	<p>Maintain at 85% the number of 5th - 12th-grade students enrolled by the 3rd nine weeks who will complete the ACES screening as reported by the Student Support Specialist.</p> <p><i>The 2023-24 school year ended 5/31/24, with 88% of 5th - 12th grade students taking the ACEs assessment. The majority of students experienced trauma in the areas of emotional abuse, emotional disrespect, and physical disrespect. GYAC's Student Support Specialist facilitates various activities that enable students to deal with their trauma. These activities include counseling, goal setting, journaling, Ripple Effects (a web-based social/emotional program), and scenarios/role-play.</i></p>



INDIAN RIVER COUNTY CHILDREN'S SERVICES ANNUAL REPORT 2023-2024

GIFFORD YOUTH ACHIEVEMENT CENTER - Y.E.P.



GYAC

Through the Youth Employability Program (YEP), students receive social and mental health guidance, age appropriate life and employability skills training, one-on-one mentoring, one-on-one job coaching, and participate in real-time relatable work-related activities that will expose them to opportunities that promote self-efficacy and build the transferable skills required for young talent to secure and sustain high skilled/high wage employment.

Clients Served				Utilization	
	Total	Goal	%		
Children	40	34	117%	CSAC Budget	\$7,500
Adults				CSAC Actual	\$7,500
Families				% of Actual	100%

Program Outcome Performance Key:
GREEN = Met Expectations
YELLOW = Partially Met Expectations
RED = Did Not Meet Expectations

Performance Outcomes	
1	<p>To maintain the number of Youth Employability Program (YEP) students who complete the employability skills training will be placed in a work experience during the summer of 2023.</p> <p><i>Forty (40) students were placed in internship/work experience opportunities during the summer of 2024.</i></p>
2	<p>To maintain 80% of students who are appropriate and available for year-round, full or part-time employment, will transition to employment related to their training.</p> <p><i>100% of students who were appropriate and available for year-round employment transitioned to employment related to their training. Of the 40 students placed in a summer internship or work experience opportunity, seven (7) were available and accepted year-round, part-time employment related to their training.</i></p>
3	<p>Maintain 100% of YEP students selected for summer work assignments (Internships or work experience) will take the Florida Ready to Work and/or comparable work readiness training.</p> <p><i>100% of YEP students selected and placed in a 2024 internship or work experience used the work readiness curriculum provided by Junior Achievement. Students must complete work readiness training before placement on their summer job to ensure they succeed as employees at their work site.</i></p>



INDIAN RIVER COUNTY CHILDREN'S SERVICES ANNUAL REPORT 2023-2024

HELPING HANDS OF SOUTH COUNTY - SCHOOL YEAR PROGRAM



The Helping Hands School Year Program provides customized support and services to the individual student, family, and teachers (when appropriate) with a focus on relationship building through weekly group workouts, open group discussions, group problem solving, and one on one conversations.



Clients Served		Total	Goal	%	Utilization	
Children	110	67	169%	CSAC Budget	\$15,000	
Adults	34	40	85%	CSAC Actual	\$15,000	
Families	34	40	85%	% of Actual	100%	

Program Outcome Performance Key:
GREEN = Met Expectations
YELLOW = Partially Met Expectations
RED = Did Not Meet Expectations

Performance Outcomes	
1	<p>Increase parental involvement in student's academics.</p> <p>We organized an In-School Engagement Week, inviting parents to participate in activities such as having lunch with their children and encouraging their presence at both in-school and out-of-school events. To further support parents, we attended school meetings with them, ensuring they felt guided and reassured. Additionally, we encouraged parents to engage in at least two or more school-related opportunities by attending alongside them and keeping track of the events and activities they participated in. As a result of these efforts, over 80 of our parents attended two or more opportunities, demonstrating significant engagement in their children's academic lives.</p>
2	<p>85% of students will improve their grades in school.</p> <p>We worked closely with students to address missing assignments and utilized any required online tools. We also built strong relationships with their teachers to identify areas of concern and collaborated to address these during after-school sessions. By leveraging the Focus system to monitor progress and provide targeted support, our students not only met but often exceeded the growth expectations set for them. This improvement enabled them to successfully achieve the grades necessary to advance to the next grade level.</p>
3	<p>Students learn about mental health by identifying emotions and response to their emotions.</p> <p>With 100% attendance, Helping Hands collaborated with Tykes and Teens and Trio Educational Talent Search to provide comprehensive support for students' mental health. Through daily open-ended sessions which allowed students to explore healthy ways to respond to their emotions while fostering a sense of self-awareness and resilience.</p>



INDIAN RIVER COUNTY CHILDREN'S SERVICES ANNUAL REPORT 2023-2024

HELPING HANDS OF SOUTH COUNTY -SUMMER PROGRAM



Helping Hands is created for kids to speak their truth, learn to give back, and set a successful pathway to be their own advocate. Grant funds will be used to directly support our robust programming that helps kids improve their academics and self confidence, while avoiding risky behaviors, and enhancing parent engagement.



Clients Served		Total	Goal	%	Utilization	
Children	78	67	116%	CSAC Budget	\$20,000	
Adults				CSAC Actual	\$20,000	
Families				% of Actual	100%	

Program Outcome Performance Key:
GREEN = Met Expectations
YELLOW = Partially Met Expectations
RED = Did Not Meet Expectations

Performance Outcomes	
1	<p>100% of students will engage in meaningful volunteerism, which will improve their social skills, over the summer</p> <p>Over the summer, all of our students participated in meaningful volunteer activities designed to enhance their social skills. Each group had the opportunity to engage in activities such as reading, making crafts, or playing games with Brookdale residents, fostering intergenerational connections and empathy. Additionally, students volunteered with the Morning Star staff, assisting with various tasks and gaining hands-on experience in teamwork and collaboration.</p>
2	<p>100% of summer attendees will improve their communication skills by discussing social cues, elements, greetings, behaviors, and norms</p> <p>This summer, all attendees participated in activities designed to enhance their communication skills by focusing on social cues, elements of communication, greetings, behaviors, and norms. In partnership with Tykes and Teens, weekly sessions were held where students engaged in meaningful discussions and hands-on activities to explore these topics.</p>
3	<p>100% of the students who participate in our summer programming with focus on cognitive thinking, through academic activities</p> <p>During our summer programming, all participating students engaged in activities focused on improving their cognitive thinking skills. For students who needed to complete unfinished coursework from the school year, we provided additional academic support to ensure they would start the new school term on track in August. We followed a structured academic schedule that encouraged critical thinking and problem-solving across various subjects.</p>



INDIAN RIVER COUNTY CHILDREN'S SERVICES ANNUAL REPORT 2023-2024

HIBISCUS CHILDREN'S CENTER - SAFECARE



SafeCare is an evidence-based training program for parents who are at-risk or have been reported for child abuse and or neglect. The program is a collaborative effort between Hibiscus Children's Center and Behavior Basics where Parent Coaches provide weekly home visits focused on safety, health, and parent-child interaction. SafeCare will use the funds to maintain staff and program expenses.



Hibiscus Children's Center
Saving Children Since 1985

Clients Served				Utilization	
	Total	Goal	%		
Children	12	100	12%	CSAC Budget	\$35,000
Adults	7	45	16%	CSAC Actual	\$35,000
Families	11	42	26%	% of Actual	100%

Program Outcome Performance Key:
GREEN = Met Expectations
YELLOW = Partially Met Expectations
RED = Did Not Meet Expectations

Performance Outcomes	
1	<p>90% of parents completing services successfully will increase their parenting outcomes as measured by comparing pre and post test assessment checklist results.</p> <p>100% totaling 5/5 parents completed services successfully have increased their parenting outcomes as measured by comparing pre and post test</p>
2	<p>To maintain at least 80% of all clients referred for safecare service will be engaged 2 plus sessions.</p> <p>50% totaling 15/32 clients referred for safecare service were engaged 2 plus sessions.</p>
3	<p>To maintain at least 95% or more of families served having no verified findings of abuse or neglect during services measured by the ability to search (Florida Safe Families Network) FSFN.</p> <p>25 out of 25 families have not had a verified finding of abuse or neglect during services totaling 100%</p>
4	<p>90% of families had no verified findings of abuse or neglect 6 months and 12 months after completion of services.</p> <p>6/6 100% of families had no verified findings of abuse or neglect 6 month and 3/3 100% 12 months after completion of services.</p>



INDIAN RIVER COUNTY CHILDREN'S SERVICES ANNUAL REPORT 2023-2024

HOPE FOR FAMILIES CENTER - SHELTER CHILDREN

The Hope for Families Center is a shelter for families with children under the age of 18. Families are provided with safe, clean shelter, food and services to help them gain stability and self-sufficiency. Adults go through financial literacy training, budgeting, support for employment, and once employed save 75% of their net income for permanent housing. Children are enrolled in appropriate schooling, day care, after school, summer, winter, and spring break camps. While living at the shelter, case management works with adults to attain financial and housing goals, and children for behavioral, emotional and academic support. We work directly with community agencies to lead families to needed supportive services.



Clients Served				Utilization	
	Total	Goal	%		
Children	238	160	149%	CSAC Budget	\$41,500
Adults	121	80	151%	CSAC Actual	\$41,500
Families	109	58	187%	% of Actual	100%

Program Outcome Performance Key:
GREEN = Met Expectations
YELLOW = Partially Met Expectations
RED = Did Not Meet Expectations

Performance Outcomes	
1	<p>To increase the number of children placed in after-school and summer, winter, spring camps and enrichment academic/vocational programs by 10% in year 2 as reported by the after school and camp records maintained by children's case manager.</p> <p>HFC achieved a 90% attendance rate. The attendance was impacted by the following factors.</p>
2	<p>To increase the number of families able to navigate healthcare and social service systems, access to support for continued sobriety for adults, and mental health for themselves and their children by an increase of 20% as measured by families requesting assistance for services or those required to secure service.</p> <p>Maintained a 100% success rate in ensuring that each resident has a designated Primary Care Physician (PCP). Maintained 100% of our residents are referred to appropriate mental health resources. Maintained 100% of residents in need of sobriety assistance are referred to the necessary resources for maintaining sobriety.</p>
3	<p>To maintain the number of non-school aged children placed in daycare facilities that provide early childhood development at 100% as reported in case management records. Also, to assist with paperwork for ELC for affordable daycare and provide rides to and from daycare for those residents without transportation.</p> <p>HFC has provided daycare for 85% of the children in our program. The decrease in coverage is due to a lack of available space in local daycares. The children who are not currently enrolled are on waitlists, which poses a challenge for the adults in our program who are trying to maintain employment.</p>



INDIAN RIVER COUNTY CHILDREN'S SERVICES ANNUAL REPORT 2023-2024

IRC HEALTHY START COALITION - BABIES & BEYOND

Babies & Beyond program focuses on providing services to every mother, baby, and family in Indian River County. The Babies and Beyond program offers childbirth education, lactation support within the hospital, a nurse home visit to postpartum mothers and babies, and community referrals when appropriate.



Clients Served				Utilization	
	Total	Goal	%		
Children	783	900	87%	CSAC Budget	\$62,650
Adults	983	900	109%	CSAC Actual	\$62,650
Families	983	900	109%	% of Actual	100%

Program Outcome Performance Key:

GREEN = Met Expectations
YELLOW = Partially Met Expectations
RED = Did Not Meet Expectations

Performance Outcomes	
1	<p>Participants increase their awareness and knowledge of healthy prenatal and postpartum behaviors that can decrease the risk of infant mortality with 80% of moms indicating their intention to breastfeed and 90% of moms receiving education of infant safe sleep practices.</p> <p>88% 215 out of 244 prenatal program participants perceived the importance of breastfeeding by indicating their intention to breast feed their infant at birth and beyond. 96% 765 out of 793 new mother and family participants received education of infant safe sleep practices at hospital bedside (postpartum)</p>
2	<p>Participants have improved access to prenatal/postpartum preventative care services to improve infant development and health with 90% of women reporting an increase in knowledge and awareness of labor and delivery techniques and 60% of women receiving a postpartum Nurse Home Visit.</p> <p>100% 244 out of 244 prenatal women and family participants increased their knowledge and awareness of labor and delivery techniques that enhanced a positive birth outcome/experience. 58% 405 out of 698 postpartum program participants received a preventative visit (in-home or virtual) by a registered nurse who counsels and identifies possible adverse conditions of the mother and developing infant.* *This outcome remains not met. IRCHSC, CCIRH and Babies & Beyond staff are working together to ensure more mothers are taking advantage of the postpartum nurse visit to evaluate mom and baby. Women and infants have the highest risk of mortality during this period, so education is key. We have increased from a 38% acceptance rate to 58% over the last year. We are hopeful the changes we have implemented will have all women accepting the postpartum visit.</p>
3	<p>Women initiate and maintain breastfeeding with their infant at 90% to decrease associated risk factors of obesity in children.</p> <p>88% 697 out of 793 mother's giving birth at Cleveland Clinic Indian River Hospital initiated breastfeeding at the bedside. 99% 844 out of 850 program participants received additional lactation support through a phone call at 3-days, and 6-weeks, and in person lactation consultation at home or in the hospital post hospital discharge.</p>



INDIAN RIVER COUNTY CHILDREN'S SERVICES ANNUAL REPORT 2023-2024

IRC HEALTHY START COALITION - CI&R/PEPW

The Coordinated Intake and Referral (CI&R) program informs all participants about the various services for which they are eligible and makes referrals as appropriate. The Maternity Navigator follows up with clients regarding service referrals and overall satisfaction. Through community collaboration, IRCHSC has simplified navigating services and programs available in Indian River County. One of these services being Presumptive Eligibility for Pregnant Women (PEPW) assists eligible pregnant women to immediately receive prenatal care through Medicaid for up to 45 days, while their eligibility for full Medicaid benefits is determined. The PEPW program is designed to improve pregnant women's early access to outpatient prenatal services.



Clients Served				Utilization	
	Total	Goal	%		
Children	711	516	137%	CSAC Budget	\$20,000
Adults	939	684	137%	CSAC Actual	\$20,000
Families	939	684	137%	% of Actual	100%

Program Outcome Performance Key:

GREEN = Met Expectations
YELLOW = Partially Met Expectations
RED = Did Not Meet Expectations

Performance Outcomes	
1	<p>Indian River County mothers will increase early access to prenatal care (as measured by Trimester Prenatal Care Began) at 75% receiving prenatal care in the first trimester.</p> <p>68% 630 out of 922 prenatal referrals made to Healthy Start and other home visiting services will be comparable to State's average at 52%. 60% 431 out of 722 postnatal referrals made to Healthy Starts and other home visiting services will be comparable to State's average at 46%.</p>
2	<p>Indian River County families will experience an increase in referrals that will link them to appropriate programs based on risk and need based on the state average.</p> <p>66% 762 out of 1161 prenatal referrals and screens will complete an initial intake, compared to the state average at 50%. 76% 620 out of 812 postnatal referrals and screens received will complete an initial intake, compared to the state average at 53%.</p>
3	<p>Indian River County families will have increased knowledge of resources and local programs as indicated by the percent of initial intakes completed at a 75% completion rate.</p> <p>79% 1270 out of 1610 of mothers will receive early access to prenatal care (1st Trimester).</p>



INDIAN RIVER COUNTY CHILDREN'S SERVICES ANNUAL REPORT 2023-2024

IRC HEALTHY START COALITION - FATHERHOOD



The Fatherhood (T.E.A.M. Dad) program is designed to provide education, group, mentoring and one on one home visitation support to fathers and partners utilizing the evidence-based curriculum 24/7 Dad.



Clients Served				Utilization		
	Total	Goal	%			
1	Children	52	78	65%	CSAC Budget	\$15,000
2	Adults	122	150	81%	CSAC Actual	\$15,000
3	Families	122	150	81%	% of Actual	100%

Program Outcome Performance Key:
■ GREEN = Met Expectations
■ YELLOW = Partially Met Expectations
■ RED = Did Not Meet Expectations

Performance Outcomes	
1	<p>Develop and implement childbirth education classes aimed at fathers and partners as well as incorporation of content that is specific to non-birthing parents through the TOP (The Other Parent) Program in order to prepare and support the pregnant woman.</p> <p>100% 144 out of 144 Program participants increase their understanding of the importance of the role as 'The Other Parent' and learn strategies to prepare for the birth of the child. 100% 144 out of 144 Program participants document that their involvement in the program has made an impact on their relationships and improved their parenting skills, parenting knowledge and created a positive attitude towards parenting.</p>
2	<p>Fatherhood participants will improve communication and social-emotional skills to 75% of fatherhood participants that will report an increase to better family relationships.</p> <p>80% 106 out of 132 Program participants will report improved social-emotional skills as a result of the Fatherhood Program.</p>
3	<p>Fatherhood participants will increase parenting skills by 75% of participants that report an increase based on the 24/7 Dad curriculum.</p> <p>100% 144 out of 144 Program participants documented that their involvement in the program has made an impact on their relationships and improved their parenting skills, parenting knowledge and created a positive attitude towards parenting.</p>



INDIAN RIVER COUNTY CHILDREN'S SERVICES ANNUAL REPORT 2023-2024

IRC HEALTHY START COALITION - G.R.O.W. DOULA

The G.R.O.W. Doula program supports, educates, and empowers pregnant women to take control of their health. A Doula is a trained non-medical professional who provides continuous physical, emotional, and informational support to a mother before, during, and shortly after childbirth, to help her achieve the healthiest, most satisfying experience possible.



Clients Served				Utilization		
	Total	Goal	%			
1	Children	195	195	100%	CSAC Budget	\$37,500
2	Adults	193	200	97%	CSAC Actual	\$37,500
3	Families	193	200	97%	% of Actual	100%

Program Outcome Performance Key:
■ GREEN = Met Expectations
■ YELLOW = Partially Met Expectations
■ RED = Did Not Meet Expectations

Performance Outcomes	
1	<p>Participants will experience an increase in healthy birth weight infants of greater than 2500 grams with 95% of clients completing all prenatal appointments with their provider and 7% or lower will have a low birth weight infant.</p> <p>98% 187 out of 190 program participants completed all prenatal appointments with their provider. 3% Program participants had low birth weight infants (2500gm). 5 out of 185 births were low birth weight. 97% had healthy weight babies</p>
2	<p>The rate of cesarean delivery will decrease to 22% among prenatal clients receiving Doula services.</p> <p>100% 155 out of 155 program participants increased knowledge about pain management during labor, coping techniques during labor, comfort measures, procedures and terminology during labor, and pain medication used during labor. 95% 148 out of 156 of program participants had a vaginal birth. 20 births were removed for this time frame as they were a repeat cesarean section and Cleveland Clinic does not allow vaginal birth after cesarean. 8 removed for fetal and/or maternal distress, 1 removed for STI vaginal delivery not an option.</p>
3	<p>Participants have improved access to high quality services that promote healthy habits and decrease infant mortality with 90% of clients initiating breastfeeding at birth and 85% of clients continuing to breastfeed postpartum.</p> <p>88% 153 out of 173 program participants-initiated breastfeeding at birth. * Clients removed - 1 placental abruption, 1 infant heart concerns, 1 mother remained in OR due to emergency, 2 transfer to Nemours, 4 NICU transfers. 91% 149 out of 163 program participants continued breastfeeding postpartum.</p>



INDIAN RIVER COUNTY CHILDREN'S SERVICES ANNUAL REPORT 2023-2024

IRC HEALTHY START COALITION - HEALTHY FAMILIES



Healthy Families (HF) is modeled after the national HF America; an initiative that is based on critical program elements that have been defined by over 20 years of research and represents "best practices" in home visitation. The national Healthy Families initiative has demonstrated success and received national recognition.



Clients Served	Total	Goal	%	Utilization	
Children	79	80	99%	CSAC Budget	\$38,000
Adults	85	80	100%	CSAC Actual	\$38,000
Families	79	80	99%	% of Actual	100%

Program Outcome Performance Key:

GREEN = Met Expectations
YELLOW = Partially Met Expectations
RED = Did Not Meet Expectations

Performance Outcomes	
1	<p>Parent education that will increase attunement and promote learning from birth by families receiving 75% of home visits.</p> <p>96% 290 out of 303 Families will have received at least 75% of home visits as prescribed by the leveling system.</p>
2	<p>Participants had the postnatal Edinburgh screening administered after the target child's birth, to improve mental and behavioral health issues at 90% according to Healthy Families Florida policy.</p> <p>100% 54 out of 54 of participants will have the postnatal Edinburgh administered after the target child's birth, according to Healthy Families Florida policy.</p>
3	<p>Children and families have improved access to high quality preventative care with 80% of children having improved and on-time immunization records.</p> <p>100% 20 out of 20 children will have an improved and on-time childhood immunization adherence. For the purpose of decreasing the risk of preventable childhood illnesses.</p>



INDIAN RIVER COUNTY CHILDREN'S SERVICES ANNUAL REPORT 2023-2024

IRC HEALTHY START COALITION - NURSE FAMILY PARTNERSHIP



The Nurse Family Partnership (NFP) program provides services for first time, low income mothers, fathers and their children. This program provides support to the most vulnerable families in IRC to prevent Fetal, Infant and Maternal mortality. The programs evidence based research shows NFP support can change the trajectory of a family and future family members.



Clients Served	Total	Goal	%	Utilization	
Children	40	75	35%	CSAC Budget	\$15,000
Adults	45	75	56%	CSAC Actual	\$15,000
Families	45	53	79%	% of Actual	100%

Program Outcome Performance Key:

GREEN = Met Expectations
YELLOW = Partially Met Expectations
RED = Did Not Meet Expectations

Performance Outcomes	
1	<p>Children, families, and seniors have improved access to high quality preventative care at 95% as reported by individuals who have increased knowledge of the medical and social service systems and families demonstrating an increase in access of services available in their community.</p> <p>98% 225 out of 229 individuals have increased knowledge of the medical and social service systems. 98% 206 out of 206 families will demonstrate increased access of services available in their community</p>
2	<p>Families have improved access to high quality services that promote healthy habits and decreases infant mortality rates at 95% as reported by Infants receiving their well-baby checks and NFP participants increasing awareness and knowledge of infant safe sleep practices.</p> <p>98% 238 out of 242 infants receiving their well-baby checks. 100% 297 out of 297 NFP participants increasing awareness and knowledge of infant safe sleep practices.</p>
3	<p>Families have improved access to high quality services that promote healthy prenatal and postpartum healthy behaviors as reported by 95% of women have a successful breastfeeding initiation at birth and 82% will increase knowledge of the importance of not getting pregnant until at least 18 months after the birth of their child by initiating a reproductive Life Plan using the "Life Course Model.</p> <p>98% 238 out of 242 of women enrolled in NFP had a successful breastfeeding initiation at birth. 100% 256 out of 256 of program participants increased their knowledge of the importance of not getting pregnant until at least 18 months after the birth of their child by initiating a reproductive Life Plan using the "Life Course Model.</p>



INDIAN RIVER COUNTY CHILDREN'S SERVICES ANNUAL REPORT 2023-2024

IRC HEALTHY START COALITION - PARENTS AS TEACHERS



The PAT program provides at-risk mothers and fathers with the knowledge and skills to maximize their child's cognitive, social and emotional development during the most crucial period of brain development: birth through age three or the first 1,000 days of life. Areas of focus include: child development, parent-child interaction, play activities designated to target developmental domains, and family well-being.



Clients Served				Utilization	
	Total	Goal	%		
Children	58	100	58%	CSAC Budget	\$116,450
Adults	54	100	58%	CSAC Actual	\$105,205.67
Families	54	80	68%	% of Actual	90%

Program Outcome Performance Key:
GREEN = Met Expectations
YELLOW = Partially Met Expectations
RED = Did Not Meet Expectations

Performance Outcomes	
1	<p>Parents will increase their knowledge of their child's positive growth and development through age-appropriate parenting at 95% increasing their knowledge and are able to recognize and respond to their children's age-appropriate development, are able to recognize and respond appropriately to their child's developmental milestones, and respond appropriately to the emotional needs of their child.</p> <p>100% 94 out of 94 parents/caregivers increased their knowledge and are able to recognize and respond to their children's age-appropriate development. 91% 61 out of 67 parents/caregivers increased their knowledge and are able to recognize and respond appropriately to their child's developmental milestones. 100% 54 out of 54 parents/caregivers increased their knowledge and respond appropriately to the emotional needs of their child.</p>
2	<p>Parents will increase self-advocacy skills and obtain support that will enhance their family's success and self-sufficiency (self-report) at 60%.</p> <p>78% 76 out of 97 parents/caregivers have been linked to at least one community resource as needed.</p>
3	<p>Parents/caregivers will improve parenting capacity, parenting practices, and parent-child relationships at 95% reporting an increase in knowledge about parent child interaction and age-appropriate play activities and children assessed with the age-appropriate developmental screening tool increased their language development and communicate needs on an age-appropriate level (ASQ-3).</p> <p>98% 64 out of 65 parents/caregivers increased knowledge about parent child interaction and age appropriate play activities. 99% 89 out of 90 children assessed with the age-appropriate developmental screening tool increased their language development and communicate needs on an age-appropriate level (ASQ-3).</p>



INDIAN RIVER COUNTY CHILDREN'S SERVICES ANNUAL REPORT 2023-2024

IRC HEALTHY START COALITION - PEACE



The PEACE program is designed to enhance the Healthy Start system of care by streamlining initiatives that involve a primary focus on education and outreach which in turn creates healthier families and communities.



Clients Served				Utilization	
	Total	Goal	%		
Children				CSAC Budget	\$10,000
Adults	765	500	100%	CSAC Actual	\$10,000
Families	765	500	100%	% of Actual	100%

Program Outcome Performance Key:
GREEN = Met Expectations
YELLOW = Partially Met Expectations
RED = Did Not Meet Expectations

Performance Outcomes	
1	<p>Development and implement educational opportunities for childbirth education on prevention and early intervention through a series of classes for pregnant and postpartum persons and their families, and professionals in the community.</p> <p>100% 29 out of 20 program participants completed Preconception Health Trainings for Community Members. Training scheduled for Spring 2024. 100% 45 out of 45 program participants will complete Preconception Health Parent Education Classes. Megan McFall, CEO and Mike Felton, Fatherhood Coordinator Provided additional Inmate support of Preconception Health on May 21, 2024.</p>
2	<p>Develop and implement professional development opportunities for Perinatal Mental Health to increase awareness of the mental, emotional, and physical needs of perinatal persons, their partners, and families, as well as developing infants.</p> <p>100% 25 out of 25 Program participants will increase knowledge about Perinatal Mood and Anxiety Disorders and build skills for assessment and treatment of Perinatal Mood Disorders. 100% 59 out of 59 Program participants will increase knowledge about Perinatal Bereavement and methods of support, with the ability to provide appropriate interventions for families who have suffered a loss.</p>
3	<p>Development and implement educational opportunities for Foundations in Paternal Perinatal Mental Health, with key information regarding paternal perinatal mental health with an emphasis on psychosocial dynamics and evidence-based interventions with fathers.</p> <p>100% 49 out of 49 Program participants will complete the Foundations in Paternal Perinatal Mental Health Training.</p>



INDIAN RIVER COUNTY CHILDREN'S SERVICES ANNUAL REPORT 2023-2024

JUNIOR ACHIEVEMENT - ELEMENTARY & HIGH SCHOOL PROGRAM

Junior Achievement builds character in young people and teaches soft skills needed to own their economic success, plan for their future, and make smart academic and economic choices through financial literacy, work readiness, and entrepreneurship; seeks to ignite the spark in young people to recognize the opportunities and realities of work and life in the 21st century.



Clients Served				Utilization	
	Total	Goal	%		
Children	1,635	1,650	100%	CSAC Budget	\$15,000
Adults				CSAC Actual	\$15,000
Families				% of Actual	100%

Program Outcome Performance Key:
GREEN = Met Expectations
YELLOW = Partially Met Expectations
RED = Did Not Meet Expectations

Performance Outcomes	
1	<p>K-5th grade students acquire basic financial literacy education.</p> <p>Junior Achievement's programs have made a strong impact on elementary students in Indian River County. With 88% of students showing knowledge growth, the programs effectively convey essential concepts. Teachers also report high levels of support, with 82% planning to continue, 84% agreeing the program links classroom learning to real life, and 89% seeing improvements in students' critical thinking skills. These results highlight Junior Achievement's success in enhancing educational engagement and real-world skill development among young students.</p>
2	<p>High school students acquire basic entrepreneurial education.</p> <p>Junior Achievement's entrepreneurship programs are inspiring the next generation of business leaders. Following their participation, 80% of students felt motivated to learn more about entrepreneurship, while an equal 80% reported improved problem-solving skills. Reflecting the program's influence, 80% of students expressed a desire to become entrepreneurs in the future. Additionally, 80% of speakers enjoyed their experience and would recommend Junior Achievement to others, highlighting the program's value for both students and mentors alike.</p>
3	<p>High school students develop the necessary skills to obtain and maintain income.</p> <p>Key results include a 92% improvement in educational attainment, with students showing a solid grasp of essential skills. Additionally, 82% of students feel more in control of their future, and 94% recognize the importance of academic success after program completion. Teacher support is also high, with 93% enthusiastic about continuing the program. Together, these results underscore the program's role in fostering academic engagement, self-confidence, and practical skills for future success.</p>



INDIAN RIVER COUNTY CHILDREN'S SERVICES ANNUAL REPORT 2023-2024

MISS B'S LEARNING BEES - PROJECT COAEP

Project COPE is a proven afterschool program that provides access to a quality afterschool program. The program targets children ages 5-17 from high poverty communities. The program is currently providing academic support at two neighborhood hubs located in high poverty communities. Project COPE has been helping children from high poverty communities in Indian River County become proficient since 2006. The goal of the program is to increase proficiency among this population of the community.



Clients Served				Utilization	
	Total	Goal	%		
Children		75		CSAC Budget	\$30,000
Adults		50		CSAC Actual	\$6,321
Families				% of Actual	21%

Program Outcome Performance Key:
GREEN = Met Expectations
YELLOW = Partially Met Expectations
RED = Did Not Meet Expectations

Performance Outcomes	
1	<p>Decrease the number of students that experience learning loss from summer slide by 5% using data collected from IXL in August.</p> <p>No Data Submitted</p>
2	<p>Increase the number of students who are proficient in the area of Math by 5% in one year using data collected from the Progress Monitoring Tool. Baseline Data: Spring FAST data (if released by the state)</p> <p>No Data Submitted</p>
3	<p>Increase the number of economically disadvantaged students that are proficient in reading by 15% using data collected from the F.A.S.T assessment. Baseline Data: May 2023 Results</p> <p>No Data Submitted</p>



INDIAN RIVER COUNTY CHILDREN'S SERVICES ANNUAL REPORT 2023-2024

OCP COMMUNITY OUTREACH - PURPOSE DRIVEN YOUTH



The Purpose Driven Youth program assists young men and women and their family members in cooperatively meeting their needs for higher education or employment through college-prep activities, employability skills, social skills, tutoring and mentoring for the betterment of all those residing in the served community.



Clients Served				Utilization	
	Total	Goal	%		
Children	28	35	93%	CSAC Budget	\$25,000
Adults				CSAC Actual	\$25,000
Families				% of Actual	100%

Program Outcome Performance Key:
GREEN = Met Expectations
YELLOW = Partially Met Expectations
RED = Did Not Meet Expectations

Performance Outcomes	
1	<p>Increase the number of enrolled graduating seniors prepared for higher education by 80% as reported by college admissions to 2-4 year universities, colleges or technical schools.</p> <p>100% of the seniors (18) have applied to and been accepted to a 2- or 4-year college/university. Class of 2024</p>
2	<p>Increase the number of unemployed enrolled students by 65% to be prepared for employment as reported by WorkCertified completion report.</p> <p>100% of unemployed students successfully obtained their Work Certified certificate. 64% of enrolled students are currently employed or were employed over the summer. The following certificates earned: (3) Certified Nursing Assistants (1) Patient Care Technician (1) EKG Technician (1) Phlebotomy</p>
3	<p>To improve or maintain academic performance of enrolled students by 55% in one year as reported by students report cards/transcripts.</p> <p>28 out of 28 students (100%) maintained or improved their unweighted cumulative GPA as reported on their 2023-2024 Semester 2 report card. (average GPA 3.38)</p>



INDIAN RIVER COUNTY CHILDREN'S SERVICES ANNUAL REPORT 2023-2024

PELICAN ISLAND AUDUBON SOCIETY - AUDUBON ADVOCATES



Our after-school program for 5th graders is conducted at Audubon House and Oslo Riverfront Conservation Area (ORCA). All participants focus on conservation, science literacy and vocabulary, the natural history and identification of local flora and fauna, and environmental advocacy. The program is free of charge to participating families. The Indian River County RiverKidz Nature Club extends free opportunities for families in Indian River County to expand their understanding of the natural world through guided field trips, informative lessons with guest speakers, and opportunities for political action such as letter writing. Audubon Adventure Camp offers environmental science experiences to children entering 5th-8th grade.



Clients Served				Utilization	
	Total	Goal	%		
Children	114	284	40%	CSAC Budget	\$25,000
Adults	120	400	30%	CSAC Actual	\$25,000
Families				% of Actual	100%

Program Outcome Performance Key:
GREEN = Met Expectations
YELLOW = Partially Met Expectations
RED = Did Not Meet Expectations

Performance Outcomes	
1	<p>Show a 25% increase in student knowledge & understanding of science concepts, increasing scores 25 points, from 70% to 95%, increase by 10% conservation & stewardship activities, improve student attitudes & behavior.</p> <p>Student knowledge and understanding of science concepts, increased by 25%, with scores rising from 70% to 95% as shown by pre- and post- test data. Conservation and stewardship activities increased by 10% with student engagement metric supporting this improvement.</p>
2	<p>Boosting/increasing parental involvement Increase by 25% direct parental involvement. Target population reached by inviting parents/guardians/family members to free Audubon Family Events with the goal of helping them feel comfortable outdoors and encouraging them to play outside and explore together as a family.</p> <p>Parental involvement increased by 25%, as shown by parental attendance at direct parent involvement; parent meetings, graduations, Saturday family events, kayaking. This outcome was reached by inviting parents/guardians/family members to free Audubon Family Events with the added goal of helping them feel comfortable outdoors and encouraging them to play outside and explore together as a family, as shown by parent pre- and post- data collected.</p>
3	<p>Increase by 10% Junior Guide/Leadership and Adventure Camp training: 6th-12th grade: These programs provide seasonal & weekend outdoor learning opportunities, provide training in conservation, advocacy, stewardship, encourage teens to make healthy lifestyle choices and to appreciate the natural environment through outdoor adventure and exploration, reducing their screen time and increasing their mental health.</p> <p>Junior Guide/leadership and adventure camp training increased by 10% through seasonal camps and weekend learning events, as shown by attendance records and self-reporting, supporting this improvement.</p>

INDIAN RIVER COUNTY CHILDREN'S SERVICES ANNUAL REPORT 2023-2024



REDLANDS CHRISTIAN MIGRANT ASSOC- ENHANCING INFANT & TODDLER CARE



The program supports educational and other services for infants and toddlers as well as their families at the Whispering Pines site in Fellsmere. With CSAC funds, the cost of five staff members will be subsidized for two hours per day, to allow a 10-hour day of service and maintain the required adult child ratios. The Mentor Teacher (MT) is also supported with CSAC funds. The MT observes the classroom environment and provides feedback to help teachers, other staff and parents increase the quality and language experiences for the children. The MT also provides training and support to teaching staff and builds the professional capacity of teachers, staff and parents. Parent workshops are also provided as part of these programs.



Clients Served				Utilization	
	Total	Goal	%		
Children	166	129	128%	CSAC Budget	\$75,500
Adults				CSAC Actual	\$75,347.98
Families				% of Actual	99.8%

Program Outcome Performance Key:

GREEN = Met Expectations
YELLOW = Partially Met Expectations
RED = Did Not Meet Expectations

Performance Outcomes	
1	<p>Completion of DCF required 45 hours for onboarding staff, completion and renewals of Child Development Associates (CDA) credential and enrollment in early childhood college coursework.</p> <p><i>The center is fully staffed with teachers to maintain a proper teacher-child ratio in the infant/toddler classrooms and meeting RCMA standards of two teachers in every classroom. Staff in the early childhood program have individual professional development plans to monitor their progress and ensure they have the required credentials to provide care for children in the classroom. 100% completion of staff have their DCF required 45 hours, Child Development Association Credential (CDA).</i></p>
2	<p>100% of children enrolled in RCMA early childhood education programs will receive health screenings within 45 days of enrollment and assessments within 90 calendar days.</p> <p><i>93 infant/toddler children were enrolled during this quarter • All children who were enrolled for more than 45 days obtained a physical exam and are up-to-date • All children who were enrolled for more than 45 days have their immunizations up-to-date Hearing screenings • 59 children passed and are up-to-date • 24 children failed and have received referrals • 7 children were not enrolled for more than 45 days and were screened • 3 children that did not cooperate with the screener. Vision screenings • 65 children passed and are up-to-date • 15 children failed and have received referrals • 12 children were not enrolled for more than 45 days and were screened • 1 child was not screened due to the child's age</i></p>
3	<p>85% of enrolled children in RCMA's early childhood education program will make progress throughout the year, increasing their language, literacy and communications skills to meet or exceed age appropriate development as indicated by the High Scope COR Advantage assessment tool.</p> <p><i>COR assessments for this Period are in progress. So far, 65% of assessments have been completed for this age group at Whispering Pines. As of date, 85% of Infants and Toddlers assessed meet or exceed expectations in Language, Literacy and Communication skills. Children are expected to continue learning new skills and making progress on developmental goals during the school year. Teachers will continue assessing for growth at least 3 times this year (beginning, middle, end).</i></p>



INDIAN RIVER COUNTY CHILDREN'S SERVICES ANNUAL REPORT 2023-2024

REDLANDS CHRISTIAN MIGRANT ASSOC. - SCHOOL READINESS MATCH (SRMAT)

The requested will be used as local match and help maximize the amount awarded by the Division of Early Learning (DEL). Funds will also help to leverage and offset the high costs of providing these intensive and comprehensive services for all children in the centers regardless of their ability to pay. RCMA and Childcare Resources (CCR) have a partnership made possible with CSAC funding. School Readiness eligibility limits services to families with incomes up to 150% FPL. The children and families earning between 150%-200% FPL desperately need affordable, licensed, high-quality child-care opportunities. These families work in landscaping, hospitality, health services, construction and aquaculture.



Clients Served				Utilization	
	Total	Goal	%		
Children	288	225	128%	CSAC Budget	\$50,000
Adults				CSAC Actual	\$47,263.96
Families				% of Actual	95%

Program Outcome Performance Key:

GREEN = Met Expectations
YELLOW = Partially Met Expectations
RED = Did Not Meet Expectations

Performance Outcomes	
1	<p>Children in ALICE households will be enrolled in high quality childcare centers.</p> <p><i>One hundred ninety-three (193) children were enrolled through this quarter 187 children enrolled at RCMA centers; 6 children enrolled at Childcare Resources of Indian River. Both agencies continue to recruit and maintain a wait list as applicable to enroll children as eligible families apply.</i></p>
2	<p>100% of children enrolled in RCMA early childhood education programs will receive health screenings within 45 days of enrollment and assessments within 90 calendar days.</p> <p><i>RCMA Vision Screenings: • 145 children passed • 30 children failed and have received a referral • 9 children were not enrolled for more than 45 days and were screened • 3 children were not screened due to the children's age Hearing Screenings • 140 children passed • 33 children failed and have received a referral • 10 children were not enrolled for more than 45 days and were screened • 4 children were not screened due to the children's age Physical and Immunization • All children are up-to-date Childcare Resources Vision Screenings: • All 6 enrolled children passed Hearing Screenings • All 6 enrolled children passed Physical and Immunization • All children are up-to-date</i></p>
3	<p>100% of enrolled children will receive a developmental screening within 45 days of enrollment and at redetermination to identify age appropriate progress and catch delays in young children.</p> <p><i>A total of 187 children enrolled at RCMA sites received ASQ screenings within 45 days as well as their birth month as during their birth month. All 6 children enrolled at the Childcare Resources site received ASQ screenings within 30 days of their enrollment/recertification. 5 scored within normal limits, and 1 scored within an area of "concern". The child with concerns is currently receiving therapeutic services. Individualized teaching practices have been implemented.</i></p>



INDIAN RIVER COUNTY CHILDREN'S SERVICES ANNUAL REPORT 2023-2024

SAFE FAMILIES FOR CHILDREN - CIRCLE OF SUPPORT



Founded in Chicago in 2003, Safe Families for Children (SFFC) is a multi-chapter volunteer movement that gives hope and support to families in crisis and isolation through intentional relationships. SFFC has three primary objectives: 1) prevent child abuse by providing safe, temporary homes for children from families in crisis while the parents seek to restore stability in their lives, 2) support and stabilize families in crisis by providing mentoring and referrals to appropriate resources, and 3) deflect children from entering the child welfare system by keeping healthy families intact and reunifying children with their parents. Safe Families engages a Circle of Support that surrounds families in crisis until they can get back on their feet.



Clients Served				Utilization	
	Total	Goal	%		
Children	12	160	18%	CSAC Budget	\$25,000
Adults	4	70	23%	CSAC Actual	\$25,000
Families	4	78	21%	% of Actual	100%

Program Outcome Performance Key:

GREEN - Met Expectations
YELLOW - Partially Met Expectations
RED - Did Not Meet Expectations

Performance Outcomes	
1	<p>Increase Family Stabilization and Support of low income families after engagement with Safe Families for Children for 6 months as measured by an increase in parents meeting at least one goal in 90% of families served (Build Parent Capacity).</p> <p><i>91% of families during Q4 (July 1-Sept 30, 2024) completed at least one goal.</i></p>
2	<p>Decrease abuse and neglect of children within 6 months of engagement with Safe Families as reported by an increase in 2 of the 5 protective factors in 90% of the families served (Build Parent Capacity).</p> <p><i>100% of families that completed the mid point or post survey improved in at least 2 out of 5 Protective Factors.</i></p>
3	<p>Deflect screening of low income families into the child welfare system after engagement with Safe Families for Children as reported by families together up to 1 year after engagement with SFFC in 90% of families served. (Early Childhood Development)</p> <p><i>100% of families closed for service during Q4 last year (July 1-Sept 30, 2023) are still together, no child welfare involvement.</i></p>



INDIAN RIVER COUNTY CHILDREN'S SERVICES ANNUAL REPORT 2023-2024

SUBSTANCE AWARENESS CENTER OF IRC- REDIRECT



ReDirect is an "Indicated" prevention program Licensed by DCF and Accredited by CARF. It aims to increase protective factors and reduce risk factors for substance use and other health risk behaviors. The program includes drug testing, individual, group, and family sessions focused on skill building. An intake assessment identifies needs and risks and addresses those in an appropriate manner and timeframe. The prevention specialist meets with the family to identify issues that impact successful outcomes, and to make appropriate referrals to support on-going success. Our Re-Direct program uses a menu of evidence based/informed interventions including Botvin LifeSkills Training, Teen Intervene, Decision Points and Prevention Plus Wellness.



Clients Served				Utilization	
	Total	Goal	%		
Children	319	200	159%	CSAC Budget	\$90,000
Adults	319	200	159%	CSAC Actual	\$90,000
Families				% of Actual	100%

Program Outcome Performance Key:

GREEN - Met Expectations
YELLOW - Partially Met Expectations
RED - Did Not Meet Expectations

Performance Outcomes	
1	<p>80% of program participants will demonstrate zero or reduced use of ATOD, as evidenced by negative drug test results during the course of the program, and as a requirement for successful program completion.</p> <p><i>81% of program participants had knowledge and skills regarding positive coping on the post-test assessment compared to 58% at baseline. The skills and knowledge assessed include practicing stress management techniques to make them more effective, breathing exercises, and positive self-talk. The change from baseline to post-test is statistically significant, meaning there is less than a 1% chance this change was random.</i></p>
2	<p>80% of clients will demonstrate an increase in positive coping skills as evidenced by pre and post test surveys.</p> <p><i>91% of indicated program completions demonstrated reduced ATOD as evidenced by negative drug tests and successful program completion. Post-test survey demonstrates the 86% of participants had refusal skills after program completion related to alcohol, marijuana, electronic cigarettes, and prescription medication not prescribed to them. This is a significant improvement from 73% of participants having these skills at the baseline assessment. The change from baseline to post-test is statistically significant, meaning there is less than a 1% chance this change was random.</i></p>
3	<p>Maintain 8% or less recidivism rate for youth referred as an alternative to arrest as measure by Juvenile Justice Information System (JJIS) reports.</p> <p><i>The reported recidivism rate for program participants after program completion is 4.6%, according to the Juvenile Justice Information System (JJIS).</i></p>



INDIAN RIVER COUNTY CHILDREN'S SERVICES ANNUAL REPORT 2023-2024

SUBSTANCE AWARENESS CENTER-UNIVERSAL SCHOOL BASED PREVENTION



SAC works closely with the School District of Indian River County and partner organizations to deliver LifeSkills® Training (LST), Erika's Lighthouse, and Prevention Plus Wellness, which are evidence-based, developmentally appropriate, and offer collaborative learning strategies taught through lecture, discussion, coaching, and practice. Our team of trained prevention specialists deliver evidence-based programming in the classroom at their dedicated schools or through community partnerships afterschool/summer camps.



Clients Served				Utilization	
	Total	Goal	%		
Children	4,149	1,600	259%	CSAC Budget	\$80,000
Adults				CSAC Actual	\$79,960
Families				% of Actual	99%

Program Outcome Performance Key:

GREEN = Met Expectations
YELLOW = Partially Met Expectations
RED = Did Not Meet Expectations

Performance Outcomes	
1	<p>Students will show an overall increase in knowledge, including anti-drug knowledge and life skills knowledge.</p> <p><i>The Middle School-Based program significantly increased students' knowledge in physical activity, sleep, nutrition, and goal setting, with average scores rising from 88% to 97%. Similarly, the Summer Camp program significantly improved students' understanding of goal setting, communication, coping skills, and relationship skills, with average scores increasing from 77% to 83%.</i></p>
2	<p>80% of clients will demonstrate an increase in positive coping skills as evidenced by post test surveys.</p> <p><i>81% of program participants had knowledge and skills regarding positive coping on the post-test assessment compared to 58% at baseline. The skills and knowledge assessed include practicing stress management techniques to make them more effective, breathing exercises, and positive self-talk. The change from baseline to post-test is statistically significant, meaning there is less than a 1% chance this change was random</i></p>
3	<p>80% of youth will report that it is important to talk to a trusted adult about their your health and health goals.</p> <p><i>96% of students who completed the elementary universal prevention program reported that it is important to talk to your parents/trusted adult about their health or health goals. 87% of youth who completed the summer camp universal prevention program had effective communication skills, compared to 66% at baseline.</i></p>



INDIAN RIVER COUNTY CHILDREN'S SERVICES ANNUAL REPORT 2023-2024

SUNSHINE PHYSICAL THERAPY CLINIC- SUNSHINE KIDS SUPPORT FUND

The Sunshine Kids Support Fund has been created to offset the cost of therapy services for those families with limited or no ability to pay but whose children's development would benefit significantly from therapy services. The younger these children can begin therapy, the greater their chances of meeting the milestones ahead of them allowing them to enjoy a higher quality of life and expanded opportunities to participate in the community. In many disciplines, early intervention has proven to be effective in the development and integration of skills necessary to reach those milestones. The physical, speech, and occupational therapies provided by Sunshine Physical Therapy Clinic are among them.



Clients Served				Utilization	
	Total	Goal	%		
Children	164	180	96%	CSAC Budget	\$21,450
Adults				CSAC Actual	\$21,450
Families				% of Actual	100%

Program Outcome Performance Key:

GREEN = Met Expectations
YELLOW = Partially Met Expectations
RED = Did Not Meet Expectations

Performance Outcomes	
1	<p>ECD Speech Therapy. 85% of children will improve scoring on standardized testing by 1% or improve their functional long-term goals by at least 30%.</p> <p><i>For the 2023-2024 grant cycle we had 9 patients meet the above goal. 4 of the patients did not achieve the goal but did show improvement towards their long term goals between 5% - 20%. This means 69% of the patients treated met the goal while 31% made some progress towards their long term goals. Of the 4 patients that did not meet the outline goal one has a significant baseline diagnosis that impact their ability to participate in structured therapy tasks and therapy is expected to be long term with slow and steady progress. While 3 just began therapy services and have not have received therapeutic services long enough to measure progress.</i></p>
2	<p>ECD Physical Therapy: 75% of children will improve scoring on standardized testing by 1% or improve their functional long term goals by at least 20%.</p> <p><i>For the 2023-2024 grant cycle we had 12 patients meet the above goal. 2 of the patients did not achieve the goal but did show improvement towards their long term goals between 5%- 15%. This means we had 86% of the patients meet the goal and 14% who made progress toward their goals .The 2 patients that did not meet the outline goal have significant baseline diagnosis that impact their ability to participate in structured therapy tasks and therapy is expected to be long term with slow and steady progress.</i></p>
3	<p>ECD Occupational Therapy. 85% of children will improve scoring on standardized testing by 1% or improve their functional long-term goals by at least 30%.</p> <p><i>For the 2023-2024 grant cycle we had 11 patients meet the above goal. 4 of the patients did not achieve the goal but did show improvement towards their long term goals between 5%- 20%. This means we had 73% of the patients meet the goal and 27% who made progress towards their goals. Of the 4 patients that did not meet the outline goal all have significant baseline diagnosis that impact their ability to participate in structured therapy tasks and therapy is expected to be long term with slow and steady progress.</i></p>



INDIAN RIVER COUNTY CHILDREN'S SERVICES ANNUAL REPORT 2023-2024

THE LEARNING ALLIANCE- EARLY LEARNING PREVENTION INTERVENTION COACH



The Early Learning Programs Prevention Intervention Specialist plays an essential role in ensuring best practice strategies are implemented to support students' executive functioning needs such as self-regulation, initiative, and relationships/attachment. The Prevention Intervention Specialist position was designed by the Learning Alliance in collaboration with the Early Learning Program Leader to scaffold children with the necessary skills so that they can learn and participate positively and productively in the classroom. This allows the teachers to focus on supporting and developing academic skills necessary for kindergarten. The specialist ensures teacher, parent, and child alignment around behavior goals and concrete actions to support closing gaps with age-level expectations.



Program Outcome Performance Key:

- GREEN = Met Expectations
- YELLOW = Partially Met Expectations
- RED = Did Not Meet Expectations

Clients Served	Total	Goal	%	Utilization	
Children	548	384	142%	CSAC Budget	\$20,000
Adults	114	59	193%	CSAC Actual	\$20,000
Families				% of Actual	100%

Performance Outcomes

1	Create and implement a parent engagement protocol focused on executive functioning and early literacy development. <i>-The Prevention Intervention parent engagement protocol includes connecting with parents in a variety of ways: -Open house, parent/teacher conferences, family nights (Trunk or Treat, Moonshot Mondays, parent Meet and Greets, Choice Fair, etc.) -Since October 2023 enrollment grew from 245 students to 383 by May. The Prevention Intervention Specialist has connected with about 80% of parents. An additional 268 students are being served over the summer. -A monthly newsletter is distributed giving parents tips to support the child's early literacy development - 5 newsletters since October 2023. -Throughout the year, the Prevention Intervention Specialist works to create opportunities to connect parents to their child's teacher, building a rapport that will be the foundation for future parental involvement, as we know this is critical to student success.</i>	
	2	Early Learning Programs teachers will improve their ability to support their own executive functioning skills and those of their students. <i>The Prevention Intervention Specialist facilitated 42 professional development opportunities including collaborative planning and staff PLC's since October. These hands-on engagements provided strategies that help teachers and TA's to effectively interact with dysregulated students, de-escalating potential outbursts before they occur.</i>
		3



INDIAN RIVER COUNTY CHILDREN'S SERVICES ANNUAL REPORT 2023-2024

THE LEARNING ALLIANCE- MOONSHOT ACADEMY



Staffed by professional educators, The Moonshot Academy program provides after-school and summer learning opportunities for struggling readers. Students scoring below the 50th percentile on their reading assessment qualify to attend this remediation and enrichment program. We know that struggling readers need extra time that is well structured and includes targeted instruction to catch up to their peers. Our program is a multi-faceted enriched literacy program that provides remediation, additional time for mastery of academic content for struggling students, and enrichment that connects learning concepts. Moonshot Academy currently serves 450+ K-3 students.



Program Outcome Performance Key:

- GREEN = Met Expectations
- YELLOW = Partially Met Expectations
- RED = Did Not Meet Expectations

Clients Served	Total	Goal	%	Utilization	
Children	485	475	45%	CSAC Budget	\$370,000
Adults				CSAC Actual	\$370,000
Families				% of Actual	100%

Performance Outcomes

1	MSA 1st - 3rd grade students, reading below the 50th percentile will increase comprehension based on content taught, improve vocabulary and improve foundational literacy skills, such that literacy gaps are narrowed as indicated by pre/post assessments given at the beginning and end of the program. <i>An analysis of comparative data showed MSA students in 2nd grade showed 69% more growth in reading proficiency than peers not in MSA; 3rd grade MSA students showed 87% more proficiency growth than peers. This is according to the standardized tests, iReady given in the Fall and in the Spring. "A 3rd grade teacher stopped me in the hallway to share that a moonshot student just scored a 93% on the Amplify unit test. She is so impressed with her progress and credits Moonshot Academy." -MSA Coordinator</i>
	2
3	



INDIAN RIVER COUNTY CHILDREN'S SERVICES ANNUAL REPORT 2023-2024

THE LEARNING ALLIANCE- MOONSHOT READING ROCKET



Managed and staffed by expert Arts Literacy Educator, Bridget Lyons, the Moonshot Reading Rocket is a mobile literacy lab that creates customized literacy experiences for children and families in Indian River County. The Rocket partners with dozens of early childhood community organizations as well as VPK and Pre-K programs. Working in the 0-5 space, Bridget brings engaging curriculum that builds early literacy skills to our youngest learners through the Literacy in Action program. She engages with families through working with the Moonshot Families Connection Specialists and curates literacy rich engagements throughout the community.



Clients Served				Utilization	
	Total	Goal	%		
Children	2,985	3,453	86%	CSAC Budget	\$35,000
Adults	2,005	2,018	99%	CSAC Actual	\$35,000
Families				% of Actual	100%

Program Outcome Performance Key:
GREEN = Met Expectations
YELLOW = Partially Met Expectations
RED = Did Not Meet Expectations

Performance Outcomes	
1	<p>To build awareness and reinforce and support executive functioning skill development.</p> <p><i>Moonshot Rocket programming supports Executive Functioning skill development through embodied cognition and other strategies and approaches to engage the whole child. Through the power of puppetry (Moonshot the Puppet), Ms. Lyons builds connections and fosters a sense of belonging with both caregivers and children to support important success skills. The Reading Rocket and Moonshot have connected with over 4,500 children and families at over 145 engagements since October 2023. In addition to this, TLA's Lullaby Project is now part of the Moonshot Families umbrella, and Ms. Lyons has been working directly with new and expectant parents in creating their own personalized lullabies. Lullabies provides connection and routine between caregiver and child, which supports the development of executive functioning within children.</i></p>
2	<p>To build awareness, reinforce and support applied comprehension skill development.</p> <p><i>The Moonshot Rocket programming delivered over 145 engagements from October 2023 through September 2024. At these engagements, the Rocket distributed over 3,000 books to children throughout Indian River County and provided interactive engagements using books to engage and develop comprehension skill development with families.</i></p>
3	<p>To support early foundational skill development through the delivery of engaging, enriching literacy curriculum and programming.</p> <p><i>The Moonshot Reading Rocket works with Moonshot Families and TLA's Lullaby Project in supporting foundational literacy development through helping families build home literacy environments, modeling early skill interactions, and providing resources families need to support learning at home. The Rocket alone has reached over 4,500 children and families since October 2023, delivering over 145 engagements in addition to working with young families in developing and composing lullabies for their babies.</i></p>



INDIAN RIVER COUNTY CHILDREN'S SERVICES ANNUAL REPORT 2023-2024

VERO BEACH THEATRE GUILD - THEATRICAL LEARNING CENTER



The Vero Beach Theatre Guild (VBTG) has been serving the community with the arts for over six decades. To engage the next generation of theatre artists and create a learning artist program, the Theatrical Learning Center (TLC) was established. The main objective of TLC is to provide a dynamic environment where the learning of craft and technical skills are paramount. The program's focus is not only on performance, but on educating young artists about all aspects of production, including acting, choreography, voice, costumes, set building, lighting, scenic art, makeup, hair/wig design, and sound design/engineering. The program's overarching goal is to create a safe, diverse, and inclusive space that enables all participants to be themselves in the discovery of art.



Clients Served				Utilization	
	Total	Goal	%		
Children	431	100	431%	CSAC Budget	\$20,000
Adults				CSAC Actual	\$20,000
Families				% of Actual	100%

Program Outcome Performance Key:
GREEN = Met Expectations
YELLOW = Partially Met Expectations
RED = Did Not Meet Expectations

Performance Outcomes	
1	<p>To increase the likelihood of graduation for at-risk students. We want to help increase the SDIRC graduation rate for economically disadvantaged students from 82% to 90%.</p> <p><i>Latest SDIRC graduation rate for economically disadvantaged students is 94%.</i></p>
2	<p>Increase students' ability to problem solve and work cooperatively with others by 60% in one year.</p> <p><i>Measured by parent, student, and instructor surveys.</i></p>
3	<p>To increase the reading level for third graders from 58% to 90% of all third grade students reading on grade level by the end of the third grade, in one school year, supporting the SDIRC school system initiative.</p> <p><i>Reading level for students attending the TLC is 90% or better. Measured by survey results and teacher observation, SDIRC 3rd grade reading lever overall increased to 63%. Measured by latest published FAST testing results.</i></p>



INDIAN RIVER COUNTY CHILDREN'S SERVICES ANNUAL REPORT 2023-2024

WILLIS SPORTS ASSOCIATION - WSA-RBI: FUN AT BAT



Willis Sports Association, Inc. - Treasure Coast Reviving Baseball in Inner Cities League offer programs that are designed to engage minorities and disadvantaged youth in the sport of baseball, softball, non traditional sports. Our programs provide opportunities for academic development, physical activity, social, and emotional growth and development, community engagement, and personal responsibility in the classroom as well as on the the baseball/softball diamonds. The funds awarded from this proposal will be used to fund programming expenses such as staffing, curriculum and educational supplies, equipment, and program specific materials.

Clients Served				Utilization	
	Total	Goal	%		
Children	400	400	100%	CSAC Budget	\$33,000
Adults				CSAC Actual	\$33,000
Families				% of Actual	100%

Program Outcome Performance Key:
GREEN = Met Expectations
YELLOW = Partially Met Expectations
RED = Did Not Meet Expectations

Performance Outcomes	
1	To decrease unexcused absences of enrolled boys and girls by 25% in one year as reported by 2023-2024 extracurricular attendance policy of the School District of Indian River County. Baseline: Extracurricular curricular attendance policy of the School District of Indian River County. <i>325 of 361 school enrolled participants regularly attended school and had less than 4 unexcused absences during the 2nd quarter reporting period.</i>
2	To increase the number of children and youth that actively participate in the sport of baseball/softball/and or non-traditional sports in underrepresented / underprivileged communities by 60% in one year as reported by the 2023-2024 School District of Indian River diversity rate. Baseline: 2023-2024 School District diversity rate. <i>100% of Fun at Bat participants actively participated in the sport of baseball/softball/ and/or non -traditional sports in underrepresented/underprivileged communities. All Fun at Bat participants attend title one schools. 87% of player demographics are of minority or underrepresented populations in comparison to area Little League and travel baseball programs within the county with 25% or less.</i>
3	To increase student knowledge of STEM in Sports of enrolled boys and girls by 50% in 8 weeks as reported by the STEM in Sports Pre/Post Assessment records. Baseline: STEM in Sports assessment pre/post assessment records for enrolled boys and girls. <i>105 students of 152 summer participants increased their knowledge of STEM in Sports as measured by the STEM in Sports Pre/Post Assessment records.</i>



INDIAN RIVER COUNTY CHILDREN'S SERVICES ANNUAL REPORT 2023-2024

YOUTH GUIDANCE DONATION FUND OF IRC- THE MENTORING ACADEMY

Youth Guidance was established 50 years ago to help Indian River County children break the cycle of poverty. The Mentoring Academy is our suite of group mentoring programs. Program hours are Monday through Friday after school from 3 p.m. to 7:30 p.m. and during the summer from 8:30 a.m. to 2:30 p.m. We provide dinner and snacks to children after-school and serve breakfast and lunch over the summer. All programs and meals are provided free of charge thanks to the generosity of the local community. Programs within the Mentoring Academy encompass three core areas: Academic Enrichment, Life Skills, and Vocational Training.



Clients Served				Utilization	
	Total	Goal	%		
Children	190	250	76%	CSAC Budget	\$70,000
Adults				CSAC Actual	\$70,000
Families				% of Actual	100%

Program Outcome Performance Key:
GREEN = Met Expectations
YELLOW = Partially Met Expectations
RED = Did Not Meet Expectations

Performance Outcomes	
1	Increase the number of economically disadvantaged children enrolled in the Mentoring Academy for at least three semesters who stay in school, get promoted, or graduate high school to a rate above the 2022 state measure of 87.3%, as measured by continued enrollment in school and eligibility for promotion to the next grade (or graduation) during the 2022-23 school year. <i>Results are as follows: -12 students obtained employment, an apprenticeship or an internship, as measured by tracking job status of individual students in our online database. Businesses that hired our students or provided paid internship opportunities during the grant period include: The Learning Alliance, Bip Di Pietro Electric, Walmart, Wawa, and Panera Bread. -18 students maintained employment during the grant period. -5 students enrolled in postsecondary education, including pre-apprenticeship training, apprenticeship training, trade school, and Indian River State College, as measured by tracking academic status of individual students in our online database.</i>
2	8 students enrolled in Youth Guidance Mentoring Academy will obtain employment, an apprenticeship or internship, as measured by tracking job status of individual students in our online database. -15 students will maintain employment, as measured by tracking job status of individual students in our online database. -5 students will enroll in postsecondary education, as measured by tracking academic status of individual students in our online database. <i>Results are as follows: -12 students obtained employment, an apprenticeship or an internship, as measured by tracking job status of individual students in our online database. Businesses that hired our students or provided paid internship opportunities during the grant period include: The Learning Alliance, Bip Di Pietro Electric, Walmart, Wawa, and Panera Bread. -18 students maintained employment during the grant period. -5 students enrolled in postsecondary education, including pre-apprenticeship training, apprenticeship training, trade school, and Indian River State College, as measured by tracking academic status of individual students in our online database.</i>
3	Increase to 92% the number of children ages 10-18 enrolled in the Mentoring Academy who possess at least three of the following Developmental Assets: 1. Boundaries & Expectations; 2. Empowerment; 3. Constructive Use of Time; and 4. Positive Values, as measured by the Developmental Assets Profile, a standardized test for measuring the number of assets a child has. <i>85% of youth enrolled in the Mentoring Academy currently possess at least three of the following Developmental Assets: 1. Boundaries & Expectations; 2. Empowerment; 3. Constructive Use of Time; and 4. Positive Values, as measured by the Developmental Assets Profile, a standardized test for measuring the number of assets a youth has.</i>



IRC CHILDREN'S SERVICES REPORT 2023-2024

YOUTH SAILING FOUNDATION OF IRC- JUNIOR LEARN TO SAIL



Youth Sailing Foundation's junior sailing program serves about 400 children ages 8-18 annually. Our sailing roster mirrors the demographics of Indian River County. About 45% of our sailors are from underserved homes (as defined by United Way's ALICE demographic). Twenty-seven percent (27%) represent the minority community. We have 8% and 15% from the homeless and special needs communities respectively. Twenty-five percent of our sailors are living at or below the poverty line. We have 150 children sailing twice per week on average during the two ten-week school-year terms. Another 250 children attend summer camp during June and July. All sail free in our learn to sail programs. We charge modest fees for advanced and summer programs but offer needs-blind admission with scholarships available for all in the ALICE and Poverty demographics. About 43% of our sailors receive scholarships and pay \$0.



Clients Served				Utilization	
	Total	Goal	%		
Children	325	400	82%	CSAC Budget	\$40,000
Adults				CSAC Actual	\$40,000
Families	33			% of Actual	25%

Program Outcome Performance Key:

- GREEN = Met Expectations
- YELLOW = Partially Met Expectations
- RED = Did Not Meet Expectations

Performance Outcomes	
1	<p>Increased socialization and maturation</p> <p><i>Feedback collected at the end of each semester, including the most recent evaluations, confirms the significant progress made in our classes. 100% of parents surveyed said that they saw an improvement in their child's socialization and maturation.</i></p>
2	<p>90+% attendance and retention in program</p> <p><i>As we transition from Spring 2024 to Summer 2024, we have confirmed the effectiveness of this approach through strong attendance outcomes. The Summer program's attendance rates not only met but surpassed our expectations during this intensive programming phase. Once again, we successfully established a solid foundation in sailing fundamentals while reinforcing commitment from students and families within a condensed timeframe. Summer program was highly attended and Overall, the cumulative proficiency gained from the end of Spring season has clearly remained over the 90% attendance commitment. The balance of the SUMMER SEASON and current FALL SEASON programming to the END of SEPT 2024 has significantly advanced our students' skills, with recent attendance rates reflecting an outstanding and impressive 95.15%.</i></p>
3	<p>Increased confidence and self-esteem</p> <p><i>Summer Programming survey reinforces these findings, providing further evidence of the effectiveness of our programs and the increased confidence and self-esteem of participants. Our most recent summer parent survey, which included 20 responses, further affirms these outcomes. 100% of parents surveyed said that they saw an increase in their child's confidence.</i></p>



Thank You!



CSAC SUMMER SPOTLIGHT

DODGERTOWN COMMUNITY PARTNERSHIP SCHOOL



In the 2023/2024 Fiscal Year the Board of County Commissioners of Indian River County approved \$37,500 to support the Children's Home Society, Dodgertown Community Partnership School. Here's just one story of #IRCSuccess

Could you imagine being a mother of 5 and not knowing where the next meal will come from until your next paycheck in 5 days? Well, that's the call received on a Saturday morning. Without hesitation, the Community Partnership School gathered necessary resources to grocery shop for this family and deliver it to their front door. In that moment, the parent made mention of not having the funds nor transportation to obtain eyeglasses for some of the children. The CPS was able to cover the cost of the eyeglasses, pick them up, and drop them off to the family. With the help of CSAC, the Dodgertown Community Partnership School has been able to go above and beyond to serve each student and their families in our community. In addition, with the aid of CSAC, Dodgertown CPS has played a vital role in make sure that 100% of the students are matched with wellness resources, 95% daily attendance average, 38% learning gains, and hosted 31 events to increase family engagement, all in the year 2023-2024. Thank you for your continued support.



In the 23/24 Fiscal Year, the Board of County Commissioners approved \$35,000 to support SafeCare. Here is just one success story.



#IRCSuccess

Layla is a 25-year-old single mom referred to the SafeCare Program. She had recently participated in an inpatient substance abuse treatment program. Layla was now very eager to learn how to better care for her children and was excited to learn new parenting skills. Layla said, "Because of SafeCare, I feel more confident that I can care for my children." She also said she feels less stress as a parent with her new skills, materials and supplies she received through SafeCare.





CSAC SUMMER SPOTLIGHT

YOUTH GUIDANCE- AFTER SCHOOL AND SUMMER PROGRAMS



In the 2023/2024 Fiscal Year the Board of County Commissioners of Indian River County approved \$70,000 to support the Youth Guidance, Teachers in Training program. Here's just one story of #IRCSuccess

Five students participated in our new Teachers in Training program in partnership with The Learning Alliance over the summer. Youth Guidance teens received coaching from the Learning Alliance and were paired with certified teachers to assist with summer tutoring at Vero Beach Elementary. They were paid stipends for their efforts, and we are thrilled to announce that this successful initiative will continue during the school year!

Helping Hands Programs of South County

In the 23/24 Fiscal Year, the Board of County Commissioners approved \$15,000 to support **Helping Hands School Year Program**. Here is just one success story.



#IRCSuccess

If I could say anything, I'd like to say.....HELPING HANDS STAFF is an EVER LASTING blessing. For anyone who engages in full time MOTHERLIFE...on any level, the SUPPORT HERE with this STAFF IS ENCOURAGING, REAL and very COMPSSIONATE for both kids and families!





CSAC SUMMER SPOTLIGHT

GIFFORD YOUTH ORCHESTRA - SUMMER MUSIC CAMP



In the 2023/2024 Fiscal Year the Board of County Commissioners of Indian River County approved \$45,000 to support the Gifford Youth Orchestra, Staging for Success program. Here's just one story of #IRCSuccess



Summer Music Camp 2024 was the most successful summer camp in GYO history! In June, 52 campers participated in our one-week camp for students, grades K-8, at Gifford Middle School. Nearly 50% of the 2024 summer registrants were new to the Gifford Youth Orchestra, and 12 new campers and their parents registered to participate in the fall before the week was over!

Childcare Resources of Indian River



In the 23/24 Fiscal Year, the Board of County Commissioners approved \$250,000 to support Children in Centers. Here is just one success story.



Julian, a student at Childcare Resources of Indian River, is one of many children to benefit from early intervention and on-site therapies. After two years of therapy, at no cost to his family, Julian has graduated from the Physical Therapy Program and is thriving. "Childcare Resources helped make it possible for him to reach his developmental milestones and prepared him to be on track to enter VPK with his peers," said Julian's mother, Kim.

#IRCSuccess





CSAC SUMMER SPOTLIGHT

CROSSOVER MISSION - INDIAN RIVER HOOPS RALLY EXHIBITION GAME



In the 2023/2024 Fiscal Year the Board of County Commissioners of Indian River County approved \$115,000 to support Crossover Mission's programs. Here's just one story of #IRCSuccess

Crossover Mission's first-ever Indian River Hoops Rally Exhibition Game at our Center for Excellence was an incredible success, bringing together student athletes, local community organizations, leaders, and supporters for an unforgettable day of basketball, fun, and inspiration.



In the 23/24 Fiscal Year, the Board of County Commissioners approved \$70,000 to support The Mentoring Academy. Here is just one success story.



Tavoroua, age 16, loves coming to Youth Guidance. She participates in tutoring, Pathfinders teen leadership, and junior staff. This spring, she enrolled in our carpentry program after some encouragement from our team. She is learning how to use a jig saw and other tools to build a foot stool and birdhouse. Tavoroua has been working hard on her school work and is on track to finish the year with As and Bs. We are thrilled to announce that she will be the recipient of the coveted Youth of the Year award presented by the Exchange Club of Indian River County! Congratulations Tavoroua!

#IRCSuccess





In the 24/25 Fiscal Year, the Board of County Commissioners approved \$40,000 to support **Sunshine Kid Support Fund**. Here is just one success story.

“Sunshine Physical Therapy Clinic is fortunate not only for the funding provided to us by CSAC for our Pediatric therapy program but for the guidance we have received on designing and clarifying our measurements and outcomes. CSAC’s team has worked with us to improve our approach, leading to more targeted data collection and more meaningful outcomes.”

- Ginny Blossom, Executive Director

#IRCSuccess



Special #IRCSuccess thank you to the Indian River County Board of County Commissioners for approving funding for the Children’s Services Advosry Committee Agencies.



Susan Adams
Chairman
District 1



Joseph E. Flescher
Vice-Chairman
District 2



Joe Earman
Commissioner
District 3



Deryl Loar
Commissioner
District 4



Laura Moss
Commissioner
District 5

