


JEFFREY R. SMITH, CPA, CGFO, CGMA

Clerk of Circuit Court & Comptroller
Finance Department
1801 27th Street
Vero Beach, FL 32960
Telephone: (772) 226-1516



TO: Board of County Commissioners

FROM: Elissa Nagy, Chief Deputy of Finance

THRU: Jeffrey R. Smith, Clerk of the Circuit Court and Comptroller

DATE: March 10, 2023

SUBJECT: Quarterly Investment Report for Quarter Ending 12/31/2022

BACKGROUND

Attached to this memorandum is the composition of the investment portfolio and investment earnings for the first quarter of fiscal year 2023. This report was reviewed by our investment advisory committee on March 9, 2023.

RECOMMENDATION

Staff recommends that the Board of County Commissioners accept the attached Quarterly Investment Report.

JEFFREY R. SMITH, CPA, CGFO, CGMA

Clerk of Circuit Court & Comptroller
Finance Department
1801 27th Street
Vero Beach, FL 32960
Telephone: (772) 226-1516



Indian River County Investment Advisory Committee Quarterly Investment Report

October 1, 2022 through December 31, 2022

INVESTMENT POLICY

In accordance with Section 218.415, Florida Statutes, the Board of County Commissioners adopted an Investment Policy to govern the investment of county funds by the Clerk of the Circuit Court & Comptroller. The Policy states the primary objectives of investment activities are to preserve capital and to provide sufficient liquidity to meet the cash flow needs of the county. Investment returns are secondary to the requirements for safety and liquidity.

INVESTMENT ADVISORY COMMITTEE

An Investment Advisory Committee meets quarterly to review the previous quarter's investment activities, evaluate current and future liquidity needs, and recommend investment strategies. The Committee consists of the County Administrator, or his designee, and a minimum of two qualified citizens with investment or financial management expertise. Kristin Daniels, Budget Director, is the County Administrator's designee. The individuals with investment expertise who have agreed to serve are: David W. Griffis, Founding Principal Vero Beach Global Advisors, Ted Libby, Senior Portfolio Manager with Cypress Capital Group; and Bill Penney, President & CEO of Marine Bank and Trust Company. Also present at the meetings are the Clerk of the Circuit Court & Comptroller, Finance Director, and Internal Audit Director.

AUTHORIZED INVESTMENTS

As permitted by the Investment Policy, surplus funds were invested only in the following types of investments:

- Federal Farm Credit Banks bonds and discount notes (FFCB),
- Federal Home Loan Banks bonds and discount notes (FHLB),
- Federal Home Loan Mortgage Corporation bonds and discount notes (FHLMC),
- Federal National Mortgage Association bonds and discount notes (FNMA),
- Treasury Notes and Bills,
- Other intergovernmental investment pool authorized pursuant to the Florida Interlocal Cooperation Act as provided in F.S. 163.01,
- Certificates of Deposit (CDs), Money Market Funds, and
- Repurchase Agreements.

QUARTERLY AVERAGE YIELD

The overall average yield for the quarter ended December 31, 2022 was 1.79%. The overall average yield for the quarter ended September 30, 2022 was 1.09%.

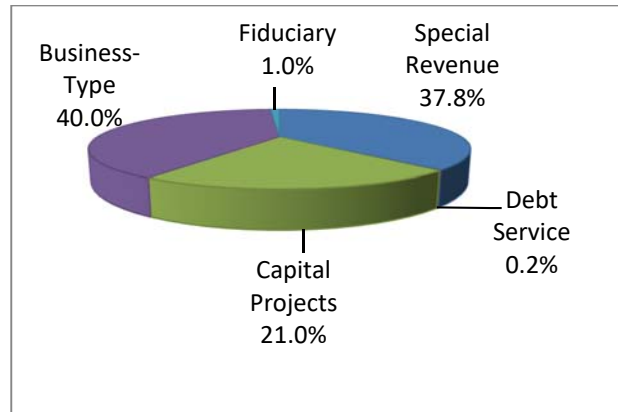
INVESTMENT ACTIVITY

As of December 31, 2022, the investments portfolio book value was \$560,919,047 with a market value of \$550,938,314.

Of the \$560,919,047 portfolio total, \$411,531,514 is restricted for the following purposes:

\$ 155,380,988	Special revenue projects
\$ 742,530	Debt service
\$ 86,463,565	Capital projects
\$ 164,988,559	Business-type activities
3,955,872	Fiduciary funds
<hr/>	
\$ 411,531,514	TOTAL

RESTRICTED CASH BY FUND TYPE (PERCENTAGES)



The weighted average maturity of the treasury and agency investments as of December 31, 2022 is 13 months. Coupon yields on the individual investments ranged from 0.10% to 5.40%.

Information on investment activity, total cash flows, interest earnings, and charts providing additional information regarding the investment of surplus funds such as the portfolio composition and maturity distribution are attached.

The attached schedules list the portfolio composition and activity for the quarter ending December 31, 2022:

Schedule 1	Portfolio sorted by type of debt instrument
Schedule 2	Portfolio sorted by maturity date
Schedule 3	Portfolio by maturity date bar graph
Schedule 4	Portfolio by type pie chart
Schedule 5	Investment purchases, calls and maturities for the quarter
Schedule 6	Summary of cash flows and balances by month
Schedule 7	Interest earnings summary
Schedule 8	Allocation of investments by fund types (unrestricted and restricted balances)

Schedule 1
Indian River County, Florida
Board of County Commissioners
Investments By Type
December 31, 2022

Investment Type	CUSIP	Coupon/ Yield	Purchase Date	Maturity Date	Years To Maturity	Yield To Maturity	12/31/22		Portfolio %
							Original Par Amount	Book Value	
FFCB Bullet	3133ENBT6	0.180%	11/23/21	01/25/23	0.07	0.308%	\$ 3,000,000.00	\$ 2,995,500.00	
FFCB Callable	3133EMQH8	0.110%	02/10/21	02/10/23	0.11	0.110%	\$ 3,000,000.00	\$ 3,000,000.00	
FFCB Bullet	3133EMRQ7	0.100%	03/17/21	02/24/23	0.15	0.156%	\$ 3,000,000.00	\$ 2,996,760.00	
FFCB Bullet	3133EMS52	0.125%	05/07/21	03/09/23	0.19	0.152%	\$ 3,000,000.00	\$ 2,998,500.00	
FFCB Callable	3133EMST0	0.140%	03/10/21	03/10/23	0.19	0.140%	\$ 3,000,000.00	\$ 3,000,000.00	
FFCB Bullet	3133EMG97	0.140%	07/01/21	05/09/23	0.35	0.225%	\$ 3,000,000.00	\$ 2,995,260.00	
FFCB Bullet	3133EMYX4	0.125%	05/10/21	05/10/23	0.36	0.160%	\$ 3,000,000.00	\$ 2,997,900.00	
FFCB Callable	3133EMKG6	0.200%	12/15/20	06/15/23	0.45	0.200%	\$ 3,000,000.00	\$ 3,000,000.00	
FFCB Bullet	3133EMS37	0.125%	11/16/21	07/14/23	0.53	0.429%	\$ 3,000,000.00	\$ 2,984,940.00	
FFCB Callable	3133EL5J9	0.300%	12/03/21	09/01/23	0.67	0.503%	\$ 3,000,000.00	\$ 2,989,440.00	
FFCB Bullet	3133ENAL4	0.290%	12/03/21	10/12/23	0.78	0.578%	\$ 3,000,000.00	\$ 2,984,070.00	
FFCB Callable	3133ENBN9	0.340%	10/20/21	10/20/23	0.80	0.340%	\$ 3,000,000.00	\$ 3,000,000.00	
FFCB Bullet	3133ENNJ5	1.180%	02/09/22	02/09/24	1.11	1.180%	\$ 3,000,000.00	\$ 3,000,000.00	
FFCB Bullet	3133EMRZ7	0.250%	09/14/21	02/26/24	1.16	0.291%	\$ 3,000,000.00	\$ 2,997,000.00	
FFCB Callable	3133ENQX1	1.670%	03/08/22	03/08/24	1.19	1.670%	\$ 3,000,000.00	\$ 3,000,000.00	
FFCB Callable	3133ENCV0	0.670%	11/02/21	05/02/24	1.34	0.670%	\$ 3,000,000.00	\$ 3,000,000.00	
FFCB Bullet	3133ENQ20	3.300%	11/07/22	08/15/24	1.62	4.787%	\$ 3,000,000.00	\$ 2,924,910.00	
FFCB Callable	3133ENQC7	1.940%	03/03/22	09/03/24	1.68	1.940%	\$ 3,000,000.00	\$ 3,000,000.00	
FFCB Callable	3133ENS68	4.620%	10/17/22	10/17/24	1.80	4.620%	\$ 2,000,000.00	\$ 2,000,000.00	
FFCB Bullet	3133ENCA6	0.700%	10/25/21	10/25/24	1.82	0.700%	\$ 3,000,000.00	\$ 3,000,000.00	
							\$ 59,000,000.00	\$ 58,864,280.00	10.50%
FHLB Bullet	3130ALRG1	0.125%	12/03/21	03/17/23	0.21	0.351%	\$ 3,000,000.00	\$ 2,991,300.00	
FHLB Callable	3130AMSP3	0.180%	04/28/21	04/28/23	0.32	0.180%	\$ 3,000,000.00	\$ 3,000,000.00	
FHLB Bullet	3130AMRY0	0.125%	07/09/21	06/02/23	0.42	0.183%	\$ 3,000,000.00	\$ 2,996,700.00	
FHLB Callable	3130AKL38	0.155%	12/30/20	06/30/23	0.50	0.155%	\$ 3,000,000.00	\$ 3,000,000.00	
FHLB Callable	3130AN7N4	0.220%	08/10/21	08/10/23	0.61	0.220%	\$ 3,000,000.00	\$ 3,000,000.00	
FHLB Bullet	3130AUXD6	0.125%	09/28/21	09/08/23	0.69	0.275%	\$ 3,000,000.00	\$ 2,991,300.00	
FHLB Callable	3130AQDW0	0.650%	12/29/21	12/29/23	0.99	0.650%	\$ 3,000,000.00	\$ 3,000,000.00	
FHLB Callable	3130AQ5T6	0.750%	12/29/21	12/29/23	0.99	0.750%	\$ 3,000,000.00	\$ 3,000,000.00	
FHLB Callable	3130ANFP0	0.350%	08/23/21	02/23/24	1.15	0.350%	\$ 3,000,000.00	\$ 3,000,000.00	
FHLB Callable	3130APXN0	0.820%	12/14/21	03/14/24	1.20	0.820%	\$ 3,000,000.00	\$ 3,000,000.00	
FHLB Callable	3130ARNK3	2.625%	04/29/22	04/26/24	1.32	2.625%	\$ 3,000,000.00	\$ 3,000,000.00	
FHLB Callable	3130AMV33	0.300%	06/29/21	04/29/24	1.33	0.300%	\$ 3,000,000.00	\$ 3,000,000.00	
FHLB Callable	3130AMMM1	0.375%	06/03/21	06/03/24	1.42	0.375%	\$ 3,000,000.00	\$ 3,000,000.00	
FHLB Callable	3130AMLM2	0.375%	06/07/21	06/07/24	1.44	0.375%	\$ 3,000,000.00	\$ 3,000,000.00	
FHLB Callable	3130AMKX9	0.400%	06/07/21	06/07/24	1.44	0.400%	\$ 3,000,000.00	\$ 3,000,000.00	
FHLB Callable	3130AMKZ4	0.400%	06/10/21	06/10/24	1.44	0.400%	\$ 3,000,000.00	\$ 3,000,000.00	
FHLB Callable	3130APYD1	0.900%	12/14/21	06/14/24	1.45	0.900%	\$ 3,000,000.00	\$ 3,000,000.00	
FHLB Callable	3130AMSF0	0.400%	07/01/21	06/28/24	1.49	0.471%	\$ 3,000,000.00	\$ 2,993,700.00	
FHLB Callable	3130AMXQ0	0.475%	07/12/21	07/12/24	1.53	0.475%	\$ 3,000,000.00	\$ 3,000,000.00	
FHLB Callable	3130AMZ88	0.520%	07/12/21	07/12/24	1.53	0.520%	\$ 3,000,000.00	\$ 3,000,000.00	
FHLB Callable	3130APQV0	1.000%	11/16/21	08/16/24	1.63	1.000%	\$ 3,000,000.00	\$ 3,000,000.00	
FHLB Callable	3130APBS2	1.000%	11/23/21	08/23/24	1.65	1.000%	\$ 3,000,000.00	\$ 3,000,000.00	
FHLB Callable	3130ANVA5	0.500%	09/10/21	09/10/24	1.70	0.500%	\$ 3,000,000.00	\$ 3,000,000.00	
FHLB Callable	3130ANRP7	0.500%	09/13/21	09/13/24	1.70	0.500%	\$ 3,000,000.00	\$ 3,000,000.00	
FHLB Bullet	3130ATT31	4.500%	11/07/22	10/03/24	1.76	4.817%	\$ 3,000,000.00	\$ 2,982,930.00	
FHLB Callable	3130APAA3	0.555%	10/21/21	10/21/24	1.81	0.555%	\$ 3,000,000.00	\$ 3,000,000.00	
FHLB Callable	3130ATME4	5.000%	10/27/22	01/27/25	2.08	5.000%	\$ 2,000,000.00	\$ 2,000,000.00	
							\$ 80,000,000.00	\$ 79,955,930.00	14.26%
FHLMC Callable	3134GW7E0	0.200%	11/16/20	02/16/23	0.13	0.200%	\$ 3,000,000.00	\$ 3,000,000.00	
FHLMC Bullet	3137EAEQ8	0.375%	11/24/21	04/20/23	0.30	0.398%	\$ 3,000,000.00	\$ 2,999,040.00	
FHLMC Callable	3134GEXE8	0.250%	12/02/20	06/01/23	0.42	0.250%	\$ 3,000,000.00	\$ 3,000,000.00	
FHLMC Bullet	3137EAE54	0.250%	10/20/21	06/26/23	0.48	0.334%	\$ 3,000,000.00	\$ 2,995,770.00	
FHLMC Bullet	3137EAEV7	0.250%	11/22/21	08/24/23	0.65	0.433%	\$ 3,000,000.00	\$ 2,990,400.00	
FHLMC Bullet	3137EAEW5	0.250%	09/28/21	09/08/23	0.69	0.276%	\$ 3,000,000.00	\$ 2,998,500.00	
FHLMC Bullet	3137EAEY1	0.125%	11/18/21	10/16/23	0.79	0.505%	\$ 3,000,000.00	\$ 2,978,340.00	
FHLMC Callable	3134GW6E1	0.320%	07/06/21	11/02/23	0.84	0.320%	\$ 3,000,000.00	\$ 3,000,000.00	
FHLMC Bullet	3137EAEZ8	0.250%	11/24/21	11/06/23	0.85	0.579%	\$ 3,000,000.00	\$ 2,980,890.00	
FHLMC Bullet	3137EAEZ8	0.250%	10/08/21	11/06/23	0.85	0.286%	\$ 3,000,000.00	\$ 2,997,750.00	
FHLMC Callable	3134GXMM3	1.850%	03/22/22	03/22/24	1.22	1.850%	\$ 3,000,000.00	\$ 3,000,000.00	
FHLMC Callable	3134GXPH1	2.020%	03/30/22	03/28/24	1.24	2.020%	\$ 3,000,000.00	\$ 3,000,000.00	
FHLMC Callable	3134GY2E1	5.000%	11/22/22	05/22/24	1.39	5.000%	\$ 3,000,000.00	\$ 3,000,000.00	
FHLMC Callable	3134GXUH5	3.000%	05/27/22	05/24/24	1.40	3.000%	\$ 3,000,000.00	\$ 3,000,000.00	
FHLB Callable	3134GY3X8	5.100%	11/30/22	08/30/24	1.67	5.104%	\$ 2,000,000.00	\$ 2,000,000.00	
FHLMC Callable	3134GXT61	4.000%	09/13/22	09/13/24	1.70	4.000%	\$ 2,000,000.00	\$ 2,000,000.00	
FHLMC Callable	3134GYAE9	5.000%	12/27/22	09/27/24	1.74	5.005%	\$ 3,000,000.00	\$ 3,000,000.00	
FHLMC Callable	3134GX3D4	4.500%	09/30/22	09/30/24	1.75	4.500%	\$ 2,000,000.00	\$ 2,000,000.00	
FHLMC Callable	3134GXZJ6	3.500%	06/30/22	09/30/24	1.75	3.500%	\$ 2,000,000.00	\$ 2,000,000.00	
FHLMC Callable	3134GXB8	4.000%	07/18/22	10/18/24	1.80	4.000%	\$ 2,000,000.00	\$ 2,000,000.00	
FHLMC Callable	3134GXRC0	3.000%	05/05/22	11/05/24	1.85	3.000%	\$ 3,000,000.00	\$ 3,000,000.00	
FHLMC Callable	3134GX5AB	5.250%	11/08/22	11/08/24	1.86	5.250%	\$ 2,000,000.00	\$ 2,000,000.00	
FHLMC Callable	3134GX6R0	5.400%	11/18/22	11/15/24	1.88	5.400%	\$ 3,000,000.00	\$ 3,000,000.00	
FHLMC Callable	3134GXK86	4.000%	08/18/22	11/18/24	1.88	4.000%	\$ 2,000,000.00	\$ 2,000,000.00	
							\$ 65,000,000.00	\$ 64,940,690.00	11.59%
FNMA Bullet	3135G04Q3	0.250%	11/12/21	05/22/23	0.39	0.375%	\$ 3,000,000.00	\$ 2,994,300.00	
FNMA Bullet	3135G04Q3	0.250%	03/18/22	05/22/23	0.39	1.540%	\$ 3,000,000.00	\$ 2,955,000.00	
FNMA Bullet	3135G05G4	0.250%	09/29/21	07/10/23	0.52	0.250%	\$ 3,000,000.00	\$ 3,000,000.00	
FNMA Bullet	3135G05G4	0.250%	11/22/21	07/10/23	0.52	0.367%	\$ 3,000,000.00	\$ 2,994,300.00	
FNMA Callable	3135G05T6	0.350%	11/18/21	08/18/23	0.63	0.488%	\$ 3,000,000.00	\$ 2,992,770.00	
FNMA Callable	3136G47L1	0.350%	09/28/21	04/26/24	1.32	0.434%	\$ 3,000,000.00	\$ 2,993,520.00	
							\$ 18,000,000.00	\$ 17,929,890.00	3.20%

Schedule 1
Indian River County, Florida
Board of County Commissioners
Investments By Type
December 31, 2022

Investment Type	CUSIP	Coupon/ Yield	Purchase Date	Maturity Date	Years To Maturity	Yield To Maturity	Original Par Amount	12/31/22	Portfolio %
								Book Value	
Treasury Note	91282CBG5	0.125%	12/13/21	01/31/23	0.08	0.350%	\$ 3,000,000.00	\$ 2,992,380.00	
Treasury Note	91282CBG5	0.125%	10/26/21	01/31/23	0.08	0.212%	\$ 3,000,000.00	\$ 2,996,700.00	
Treasury Note	91282CBNO	0.125%	10/29/21	02/28/23	0.16	0.275%	\$ 3,000,000.00	\$ 2,994,000.00	
Treasury Note	91282ZBD5	0.500%	02/15/22	03/15/23	0.20	1.217%	\$ 3,000,000.00	\$ 2,977,031.25	
Treasury Note	91282CBU4	0.125%	11/23/21	03/31/23	0.25	0.368%	\$ 3,000,000.00	\$ 2,990,160.00	
Treasury Note	91282ZBH6	0.250%	02/14/22	04/15/23	0.29	1.220%	\$ 3,000,000.00	\$ 2,966,250.00	
Treasury Note	91282ZHH6	0.250%	12/13/21	04/15/23	0.29	0.445%	\$ 3,000,000.00	\$ 2,992,200.00	
Treasury Note	91282CBX8	0.125%	10/26/21	04/30/23	0.33	0.311%	\$ 3,000,000.00	\$ 2,991,600.00	
Treasury Note	91282ZP8	0.125%	02/14/22	05/15/23	0.37	1.259%	\$ 3,000,000.00	\$ 2,958,000.00	
Treasury Note	91282ZYZ9	0.125%	05/17/21	07/15/23	0.54	0.169%	\$ 6,000,000.00	\$ 5,994,360.00	
Treasury Note	91282ZS92	1.250%	02/15/22	07/31/23	0.58	1.392%	\$ 3,000,000.00	\$ 2,993,850.00	
Treasury Note	91282CCN9	0.125%	11/16/21	07/31/23	0.58	0.451%	\$ 3,000,000.00	\$ 2,983,380.00	
Treasury Note	91282CAF8	0.125%	05/26/21	08/15/23	0.62	0.175%	\$ 6,000,000.00	\$ 5,993,400.00	
Treasury Note	91282CCU3	0.125%	09/27/21	08/31/23	0.67	0.262%	\$ 4,000,000.00	\$ 3,989,520.00	
Treasury Note	91282CAK7	0.125%	05/20/21	09/15/23	0.71	0.181%	\$ 6,000,000.00	\$ 5,992,200.00	
Treasury Note	91282T26	1.375%	02/15/22	09/30/23	0.75	1.482%	\$ 3,000,000.00	\$ 2,994,843.75	
Treasury Note	91282CDA6	0.250%	10/19/21	09/30/23	0.75	0.405%	\$ 3,000,000.00	\$ 2,991,000.00	
Treasury Note	91282CAP6	0.125%	08/23/21	10/15/23	0.79	0.250%	\$ 3,000,000.00	\$ 2,991,960.00	
Treasury Note	91282CAP6	0.125%	11/16/21	10/15/23	0.79	0.499%	\$ 3,000,000.00	\$ 2,978,700.00	
Treasury Note	91282CDD0	0.375%	11/01/21	10/31/23	0.83	0.501%	\$ 3,000,000.00	\$ 2,992,500.00	
Treasury Note	91282CAW1	0.250%	09/27/21	11/15/23	0.87	0.306%	\$ 4,000,000.00	\$ 3,995,200.00	
Treasury Note	91282CBE0	0.125%	07/09/21	01/15/24	1.04	0.271%	\$ 3,000,000.00	\$ 2,989,050.00	
Treasury Note	91282CBE0	0.125%	11/16/21	01/15/24	1.04	0.596%	\$ 3,000,000.00	\$ 2,969,700.00	
Treasury Note	91282ZS29	2.500%	12/13/22	01/31/24	1.08	4.675%	\$ 3,000,000.00	\$ 2,928,699.00	
Treasury Note	91282CDV0	0.875%	05/19/22	01/31/24	1.08	2.588%	\$ 2,000,000.00	\$ 1,943,320.00	
Treasury Note	91282CDV0	0.875%	03/23/22	01/31/24	1.08	2.158%	\$ 3,000,000.00	\$ 2,930,190.00	
Treasury Note	91282CBM2	0.125%	07/09/21	02/15/24	1.13	0.288%	\$ 3,000,000.00	\$ 2,987,343.75	
Treasury Note	91282CEA5	1.500%	03/23/22	02/29/24	1.16	2.154%	\$ 3,000,000.00	\$ 2,962,968.75	
Treasury Note	91282CBR1	0.250%	08/23/21	03/15/24	1.21	0.327%	\$ 3,000,000.00	\$ 2,994,090.00	
Treasury Note	91282CBR1	0.250%	10/19/21	03/15/24	1.21	0.547%	\$ 3,000,000.00	\$ 2,978,700.00	
Treasury Note	91282CBV2	0.375%	09/27/21	04/15/24	1.29	0.418%	\$ 4,000,000.00	\$ 3,995,640.00	
Treasury Note	91282CBV2	0.375%	10/19/21	04/15/24	1.29	0.572%	\$ 3,000,000.00	\$ 2,985,450.00	
Treasury Note	91282CEK3	2.500%	12/09/22	04/30/24	1.33	4.596%	\$ 3,000,000.00	\$ 2,916,045.00	
Treasury Note	91282CCC3	0.250%	12/03/21	05/15/24	1.37	0.770%	\$ 3,000,000.00	\$ 2,962,170.00	
Treasury Note	91282CCC3	0.250%	08/23/21	05/15/24	1.37	0.375%	\$ 3,000,000.00	\$ 2,989,860.00	
Treasury Note	91282ZXT2	2.000%	04/07/22	05/31/24	1.42	2.552%	\$ 3,000,000.00	\$ 2,965,560.00	
Treasury Note	91282CCL3	0.375%	10/08/21	07/15/24	1.54	0.500%	\$ 3,000,000.00	\$ 2,989,710.00	
Treasury Note	91282Z8Y7	1.750%	12/13/22	07/31/24	1.58	4.529%	\$ 3,000,000.00	\$ 2,870,100.00	
Treasury Note	91282Z8N9	2.125%	11/30/22	07/31/24	1.58	4.642%	\$ 3,000,000.00	\$ 2,880,000.00	
Treasury Note	91282Z8N9	2.125%	07/19/22	07/31/24	1.58	3.157%	\$ 2,000,000.00	\$ 1,959,660.00	
Treasury Note	91282CCT6	0.375%	12/03/21	08/15/24	1.62	0.825%	\$ 3,000,000.00	\$ 2,964,000.00	
Treasury Note	91282ZU3	1.875%	10/06/22	08/31/24	1.67	4.198%	\$ 2,000,000.00	\$ 1,915,936.00	
Treasury Note	9282CFQ9	4.375%	12/01/22	10/31/24	1.84	4.572%	\$ 3,000,000.00	\$ 2,989,170.00	
Treasury Note	91282B3V0	2.500%	11/18/22	01/31/25	2.09	4.403%	\$ 3,000,000.00	\$ 2,881,350.00	
Treasury Note	91282CDZ1	1.500%	11/18/22	02/15/25	2.13	4.413%	\$ 3,000,000.00	\$ 2,815,320.00	
Treasury Note	91282ZC7	1.125%	11/30/22	02/28/25	2.16	4.398%	\$ 3,000,000.00	\$ 2,791,875.00	
Treasury Note	91282CED9	1.750%	12/01/22	03/15/25	2.21	4.446%	\$ 3,000,000.00	\$ 2,825,859.38	
Treasury Note	91282CEH0	2.625%	12/12/22	04/15/25	2.29	4.220%	\$ 3,000,000.00	\$ 2,894,296.88	
Treasury Note	912824M9	2.875%	12/12/22	04/30/25	2.33	4.206%	\$ 3,000,000.00	\$ 2,910,234.38	
							<u>\$ 156,000,000.00</u>	<u>\$ 153,935,533.14</u>	27.46%
Regions Bank Money Market							\$	12,127,799.10	2.17%
Regions Bank Lockbox Accounts							\$	1,184,351.42	0.21%
TD Bank Checking Account							\$	19,361,940.95	3.45%
BankUnited Money Market							\$	27,296,351.19	4.87%
Valley National Bank Government Interest Checking							\$	21,177,729.27	3.78%
Marine Bank Business Money Market							\$	5,010,784.96	0.89%
Florida Trust Day to Day Fund							\$	35,448,837.05	6.32%
FL STAR							\$	20,347,959.06	3.63%
FL CLASS - BOCC Funds							\$	34,169,194.89	6.10%
Total General Cash & Equivalents - Unrestricted								<u>\$ 551,751,271.03</u>	
Restricted Cash - Landfill									
FL CLASS-Landfill Closure & Postclosure Reserves							\$	8,788,644.94	1.57%
Total Pooled Cash & Equivalents								<u>\$ 560,539,915.97</u>	<u>100.00%</u>
Restricted Cash - Housing Account								<u>\$379,131.24</u>	
Total Portfolio								<u>\$560,919,047.21</u>	

Note: See separate investment report for OPEB funds.

Schedule 2
Indian River County, Florida
Board of County Commissioners
Investment By Maturity Date
December 31, 2022

Investment Type	CUSIP	Coupon/ Yield	Purchase Date	Maturity Date	Years To Maturity	Yield To Maturity	12/31/22		Mo Cash Flow
							Original Par Amount	Book Value	
FFCB Bullet	3133ENBT6	0.180%	11/23/21	01/25/23	0.07	0.308%	\$ 3,000,000.00	\$ 2,995,500.00	
Treasury Note	91282CBG5	0.125%	12/13/21	01/31/23	0.08	0.350%	\$ 3,000,000.00	\$ 2,992,380.00	
Treasury Note	91282CBG5	0.125%	10/26/21	01/31/23	0.08	0.212%	\$ 3,000,000.00	\$ 2,996,700.00	\$ 9,000,000.00
FFCB Callable	3133EMQH8	0.110%	02/10/21	02/10/23	0.11	0.110%	\$ 3,000,000.00	\$ 3,000,000.00	
FHLMC Callable	3134GW7E0	0.200%	11/16/20	02/16/23	0.13	0.200%	\$ 3,000,000.00	\$ 3,000,000.00	
FFCB Bullet	3133EMRQ7	0.100%	03/17/21	02/24/23	0.15	0.156%	\$ 3,000,000.00	\$ 2,996,760.00	
Treasury Note	91282CBN0	0.125%	10/29/21	02/28/23	0.16	0.275%	\$ 3,000,000.00	\$ 2,994,000.00	\$ 12,000,000.00
FFCB Bullet	3133EMSS2	0.125%	05/07/21	03/09/23	0.19	0.152%	\$ 3,000,000.00	\$ 2,998,500.00	
FFCB Callable	3133EMST0	0.140%	03/10/21	03/10/23	0.19	0.140%	\$ 3,000,000.00	\$ 3,000,000.00	
Treasury Note	912828ZD5	0.500%	02/15/22	03/15/23	0.20	1.217%	\$ 3,000,000.00	\$ 2,977,031.25	
FHLB Bullet	3130ALRG1	0.125%	12/03/21	03/17/23	0.21	0.351%	\$ 3,000,000.00	\$ 2,991,300.00	
Treasury Note	91282CBU4	0.125%	11/23/21	03/31/23	0.25	0.368%	\$ 3,000,000.00	\$ 2,990,160.00	\$ 15,000,000.00
Treasury Note	912828ZH6	0.250%	12/13/21	04/15/23	0.29	0.445%	\$ 3,000,000.00	\$ 2,992,200.00	
Treasury Note	912828ZH6	0.250%	02/14/22	04/15/23	0.29	1.220%	\$ 3,000,000.00	\$ 2,966,250.00	
FHLMC Bullet	3137EAEQ8	0.375%	11/24/21	04/20/23	0.30	0.398%	\$ 3,000,000.00	\$ 2,999,040.00	
FHLB Callable	3130AM5P3	0.180%	04/28/21	04/28/23	0.32	0.180%	\$ 3,000,000.00	\$ 3,000,000.00	
Treasury Note	91282CBX8	0.125%	10/26/21	04/30/23	0.33	0.311%	\$ 3,000,000.00	\$ 2,991,600.00	\$ 15,000,000.00
FFCB Bullet	3133EMG97	0.140%	07/01/21	05/09/23	0.35	0.225%	\$ 3,000,000.00	\$ 2,995,260.00	
FFCB Bullet	3133EMYX4	0.125%	05/10/21	05/10/23	0.36	0.160%	\$ 3,000,000.00	\$ 2,997,900.00	
Treasury Note	912828ZP8	0.125%	02/14/22	05/15/23	0.37	1.259%	\$ 3,000,000.00	\$ 2,958,000.00	
FNMA Bullet	3135G0AQ3	0.250%	03/18/22	05/22/23	0.39	1.540%	\$ 3,000,000.00	\$ 2,955,000.00	
FNMA Bullet	3135G0AQ3	0.250%	11/12/21	05/22/23	0.39	0.375%	\$ 3,000,000.00	\$ 2,994,300.00	\$ 15,000,000.00
FHLMC Callable	3134GXEX8	0.250%	12/02/20	06/01/23	0.42	0.250%	\$ 3,000,000.00	\$ 3,000,000.00	
FHLB Bullet	3130AMRY0	0.125%	07/09/21	06/02/23	0.42	0.183%	\$ 3,000,000.00	\$ 2,996,700.00	
FFCB Callable	3133EMKG6	0.200%	12/15/20	06/15/23	0.45	0.200%	\$ 3,000,000.00	\$ 3,000,000.00	
FHLMC Bullet	3137EAE54	0.250%	10/20/21	06/26/23	0.48	0.334%	\$ 3,000,000.00	\$ 2,995,770.00	
FHLB Callable	3130AKL38	0.155%	12/30/20	06/30/23	0.50	0.155%	\$ 3,000,000.00	\$ 3,000,000.00	\$ 15,000,000.00
FNMA Bullet	3135G0S64	0.250%	09/29/21	07/10/23	0.52	0.250%	\$ 3,000,000.00	\$ 3,000,000.00	
FNMA Bullet	3135G0S64	0.250%	11/22/21	07/10/23	0.52	0.367%	\$ 3,000,000.00	\$ 2,994,300.00	
FFCB Bullet	3133EM537	0.125%	11/16/21	07/14/23	0.53	0.429%	\$ 3,000,000.00	\$ 2,984,940.00	
Treasury Note	912828ZY9	0.125%	05/17/21	07/15/23	0.54	0.169%	\$ 6,000,000.00	\$ 5,994,360.00	
Treasury Note	912828S92	1.250%	02/15/22	07/31/23	0.58	1.392%	\$ 3,000,000.00	\$ 2,993,850.00	
Treasury Note	91282CCN9	0.125%	11/16/21	07/31/23	0.58	0.451%	\$ 3,000,000.00	\$ 2,983,380.00	\$ 21,000,000.00
FHLB Callable	3130AN7N4	0.220%	08/10/21	08/10/23	0.61	0.220%	\$ 3,000,000.00	\$ 3,000,000.00	
Treasury Note	91282CAF8	0.125%	05/26/21	08/15/23	0.62	0.175%	\$ 6,000,000.00	\$ 5,993,400.00	
FNMA Callable	3135G05T6	0.350%	11/18/21	08/18/23	0.63	0.488%	\$ 3,000,000.00	\$ 2,992,770.00	
FHLMC Bullet	3137EAEV7	0.250%	11/22/21	08/24/23	0.65	0.433%	\$ 3,000,000.00	\$ 2,990,400.00	
Treasury Note	91282CCU3	0.125%	09/27/21	08/31/23	0.67	0.262%	\$ 4,000,000.00	\$ 3,989,520.00	\$ 19,000,000.00
FFCB Callable	3133EL5J9	0.300%	12/03/21	09/01/23	0.67	0.503%	\$ 3,000,000.00	\$ 2,989,440.00	
FHLB Bullet	3130AJXD6	0.125%	09/28/21	09/08/23	0.69	0.275%	\$ 3,000,000.00	\$ 2,991,300.00	
FHLMC Bullet	3137EAEW5	0.250%	09/28/21	09/08/23	0.69	0.276%	\$ 3,000,000.00	\$ 2,998,500.00	
Treasury Note	91282CAK7	0.125%	05/20/21	09/15/23	0.71	0.181%	\$ 6,000,000.00	\$ 5,992,200.00	
Treasury Note	912828T26	1.375%	02/15/22	09/30/23	0.75	1.482%	\$ 3,000,000.00	\$ 2,994,843.75	
Treasury Note	91282CDA6	0.250%	10/19/21	09/30/23	0.75	0.405%	\$ 3,000,000.00	\$ 2,991,000.00	\$ 21,000,000.00
FFCB Bullet	3133ENAL4	0.290%	12/03/21	10/12/23	0.78	0.578%	\$ 3,000,000.00	\$ 2,984,070.00	
Treasury Note	91282CAP6	0.125%	08/23/21	10/15/23	0.79	0.250%	\$ 3,000,000.00	\$ 2,991,960.00	
Treasury Note	91282CAP6	0.125%	11/16/21	10/15/23	0.79	0.499%	\$ 3,000,000.00	\$ 2,978,700.00	
FHLMC Bullet	3137EAEY1	0.125%	11/18/21	10/16/23	0.79	0.505%	\$ 3,000,000.00	\$ 2,978,340.00	
FFCB Callable	3133ENBN9	0.340%	10/20/21	10/20/23	0.80	0.340%	\$ 3,000,000.00	\$ 3,000,000.00	
Treasury Note	91282CDD0	0.375%	11/01/21	10/31/23	0.83	0.501%	\$ 3,000,000.00	\$ 2,992,500.00	\$ 18,000,000.00
FHLMC Callable	3134GW6E1	0.320%	07/06/21	11/02/23	0.84	0.320%	\$ 3,000,000.00	\$ 3,000,000.00	
FHLMC Bullet	3137EAEZ8	0.250%	10/08/21	11/06/23	0.85	0.286%	\$ 3,000,000.00	\$ 2,997,750.00	
FHLMC Bullet	3137EAEZ8	0.250%	11/24/21	11/06/23	0.85	0.579%	\$ 3,000,000.00	\$ 2,980,890.00	
Treasury Note	91282CAW1	0.250%	09/27/21	11/15/23	0.87	0.306%	\$ 4,000,000.00	\$ 3,995,200.00	\$ 13,000,000.00
FHLB Callable	3130AQDW0	0.650%	12/29/21	12/29/23	0.99	0.650%	\$ 3,000,000.00	\$ 3,000,000.00	
FHLB Callable	3130AQ5T6	0.750%	12/29/21	12/29/23	0.99	0.750%	\$ 3,000,000.00	\$ 3,000,000.00	\$ 6,000,000.00
Treasury Note	91282CBE0	0.125%	07/09/21	01/15/24	1.04	0.271%	\$ 3,000,000.00	\$ 2,989,050.00	
Treasury Note	91282CBE0	0.125%	11/16/21	01/15/24	1.04	0.596%	\$ 3,000,000.00	\$ 2,969,700.00	
Treasury Note	912828S29	2.500%	12/13/22	01/31/24	1.08	4.675%	\$ 3,000,000.00	\$ 2,928,699.00	
Treasury Note	91282CDV0	0.875%	05/19/22	01/31/24	1.08	2.588%	\$ 2,000,000.00	\$ 1,943,320.00	
Treasury Note	91282CDV0	0.875%	03/23/22	01/31/24	1.08	2.158%	\$ 3,000,000.00	\$ 2,930,190.00	\$ 14,000,000.00
FFCB Bullet	3133ENNJ5	1.180%	02/09/22	02/09/24	1.11	1.180%	\$ 3,000,000.00	\$ 3,000,000.00	
Treasury Note	91282CBM2	0.125%	07/09/21	02/15/24	1.13	0.288%	\$ 3,000,000.00	\$ 2,987,343.75	
FHLB Callable	3130ANFP0	0.350%	08/23/21	02/23/24	1.15	0.350%	\$ 3,000,000.00	\$ 3,000,000.00	
FFCB Bullet	3133EMRZ7	0.250%	09/14/21	02/26/24	1.16	0.291%	\$ 3,000,000.00	\$ 2,997,000.00	
Treasury Note	91282CEA5	1.500%	03/23/22	02/29/24	1.16	2.154%	\$ 3,000,000.00	\$ 2,962,968.75	\$ 15,000,000.00
FFCB Callable	3133ENQX1	1.670%	03/08/22	03/08/24	1.19	1.670%	\$ 3,000,000.00	\$ 3,000,000.00	
FHLB Callable	3130APXN0	0.820%	12/14/21	03/14/24	1.20	0.820%	\$ 3,000,000.00	\$ 3,000,000.00	
Treasury Note	91282CBR1	0.250%	10/19/21	03/15/24	1.21	0.547%	\$ 3,000,000.00	\$ 2,978,700.00	
Treasury Note	91282CBR1	0.250%	08/23/21	03/15/24	1.21	0.327%	\$ 3,000,000.00	\$ 2,994,090.00	
FHLMC Callable	3134GXMM3	1.850%	03/22/22	03/22/24	1.22	1.850%	\$ 3,000,000.00	\$ 3,000,000.00	
FHLMC Callable	3134GXPH1	2.020%	03/30/22	03/28/24	1.24	2.020%	\$ 3,000,000.00	\$ 3,000,000.00	\$ 18,000,000.00
Treasury Note	91282CBV2	0.375%	09/27/21	04/15/24	1.29	0.418%	\$ 4,000,000.00	\$ 3,995,640.00	
Treasury Note	91282CBV2	0.375%	10/19/21	04/15/24	1.29	0.572%	\$ 3,000,000.00	\$ 2,985,450.00	
FNMA Callable	3136G47L1	0.350%	09/28/21	04/26/24	1.32	0.434%	\$ 3,000,000.00	\$ 2,993,520.00	
FHLB Callable	3130ARNK3	2.625%	04/29/22	04/26/24	1.32	2.625%	\$ 3,000,000.00	\$ 3,000,000.00	
FHLB Callable	3130AMV33	0.300%	06/29/21	04/29/24	1.33	0.300%	\$ 3,000,000.00	\$ 3,000,000.00	
Treasury Note	91282CEK3	2.500%	12/09/22	04/30/24	1.33	4.596%	\$ 3,000,000.00	\$ 2,916,045.00	\$ 19,000,000.00
FFCB Callable	3133ENCVO	0.670%	11/02/21	05/02/24	1.34	0.670%	\$ 3,000,000.00	\$ 3,000,000.00	
Treasury Note	91282CCC3	0.250%	12/03/21	05/15/24	1.37	0.770%	\$ 3,000,000.00	\$ 2,962,170.00	
Treasury Note	91282CCC3	0.250%	08/23/21	05/15/24	1.37	0.375%	\$ 3,000,000.00	\$ 2,989,860.00	
FHLMC Callable	3134GY2E1	5.000%	11/22/22	05/22/24	1.39	5.000%	\$ 3,000,000.00	\$ 3,000,000.00	
FHLMC Callable	3134GXUH5	3.000%	05/27/22	05/24/24	1.40	3.000%	\$ 3,000,000.00	\$ 3,000,000.00	
Treasury Note	912828XT2	2.000%	04/07/22	05/31/24	1.42	2.552%	\$ 3,000,000.00	\$ 2,965,560.00	\$ 18,000,000.00
FHLB Callable	3130AMMM1	0.375%	06/03/21	06/03/24	1.42	0.375%	\$ 3,000,000.00	\$ 3,000,000.00	

Schedule 2
Indian River County, Florida
Board of County Commissioners
Investment By Maturity Date
December 31, 2022

Investment Type	CUSIP	Coupon/ Yield	Purchase Date	Maturity Date	Years To Maturity	Yield To Maturity	Original Par Amount	12/31/22	
								Book Value	Mo Cash Flow
FHLB Callable	3130AAML2	0.375%	06/07/21	06/07/24	1.44	0.375%	\$ 3,000,000.00	\$ 3,000,000.00	
FHLB Callable	3130AMKX9	0.400%	06/07/21	06/07/24	1.44	0.400%	\$ 3,000,000.00	\$ 3,000,000.00	
FHLB Callable	3130AMKZ4	0.400%	06/10/21	06/10/24	1.44	0.400%	\$ 3,000,000.00	\$ 3,000,000.00	
FHLB Callable	3130APYD1	0.900%	12/14/21	06/14/24	1.45	0.900%	\$ 3,000,000.00	\$ 3,000,000.00	
FHLB Callable	3130AMSF0	0.400%	07/01/21	06/28/24	1.49	0.471%	\$ 3,000,000.00	\$ 2,993,700.00	\$ 18,000,000.00
FHLB Callable	3130AMXQ0	0.475%	07/12/21	07/12/24	1.53	0.475%	\$ 3,000,000.00	\$ 3,000,000.00	
FHLB Callable	3130AMZ88	0.520%	07/12/21	07/12/24	1.53	0.520%	\$ 3,000,000.00	\$ 3,000,000.00	
Treasury Note	91282CCL3	0.375%	10/08/21	07/15/24	1.54	0.500%	\$ 3,000,000.00	\$ 2,989,710.00	
Treasury Note	912828Y87	1.750%	12/13/22	07/31/24	1.58	4.529%	\$ 3,000,000.00	\$ 2,870,100.00	
Treasury Note	912828Z99	2.125%	11/30/22	07/31/24	1.58	4.642%	\$ 3,000,000.00	\$ 2,880,000.00	
Treasury Note	912828Z99	2.125%	07/19/22	07/31/24	1.58	3.157%	\$ 2,000,000.00	\$ 1,959,660.00	\$ 17,000,000.00
Treasury Note	91282CCT6	0.375%	12/03/21	08/15/24	1.62	0.825%	\$ 3,000,000.00	\$ 2,964,000.00	
FFCB Bullet	3133ENG20	3.300%	11/07/22	08/15/24	1.62	4.787%	\$ 3,000,000.00	\$ 2,924,910.00	
FHLB Callable	3130APQV0	1.000%	11/16/21	08/16/24	1.63	1.000%	\$ 3,000,000.00	\$ 3,000,000.00	
FHLB Callable	3130APBS2	1.000%	11/23/21	08/23/24	1.65	1.000%	\$ 3,000,000.00	\$ 3,000,000.00	
FHLMC Callable	3134GY3X8	5.100%	11/30/22	08/30/24	1.67	5.104%	\$ 2,000,000.00	\$ 2,000,000.00	
Treasury Note	912828ZU3	1.875%	10/06/22	08/31/24	1.67	4.198%	\$ 2,000,000.00	\$ 1,915,936.00	\$ 16,000,000.00
FFCB Callable	3133ENQC7	1.940%	03/03/22	09/03/24	1.68	1.940%	\$ 3,000,000.00	\$ 3,000,000.00	
FHLB Callable	3130ANVA5	0.500%	09/10/21	09/10/24	1.70	0.500%	\$ 3,000,000.00	\$ 3,000,000.00	
FHLMC Callable	3134GXT61	4.000%	09/13/22	09/13/24	1.70	4.000%	\$ 2,000,000.00	\$ 2,000,000.00	
FHLB Callable	3130ANRP7	0.500%	09/13/21	09/13/24	1.70	0.500%	\$ 3,000,000.00	\$ 3,000,000.00	
FHLMC Callable	3134GYA69	5.000%	12/27/22	09/27/24	1.74	5.005%	\$ 3,000,000.00	\$ 3,000,000.00	
FHLMC Callable	3134GX3D4	4.500%	09/30/22	09/30/24	1.75	4.500%	\$ 2,000,000.00	\$ 2,000,000.00	
FHLMC Callable	3134GXZJ6	3.500%	06/30/22	09/30/24	1.75	3.500%	\$ 2,000,000.00	\$ 2,000,000.00	\$ 18,000,000.00
FHLB Bullet	3130ATT31	4.500%	11/07/22	10/03/24	1.76	4.817%	\$ 3,000,000.00	\$ 2,982,930.00	
FFCB Callable	3133ENS68	4.620%	10/17/22	10/17/24	1.80	4.620%	\$ 2,000,000.00	\$ 2,000,000.00	
FHLMC Callable	3134GX888	4.000%	07/18/22	10/18/24	1.80	4.000%	\$ 2,000,000.00	\$ 2,000,000.00	
FHLB Callable	3130APAA3	0.555%	10/21/21	10/21/24	1.81	0.555%	\$ 3,000,000.00	\$ 3,000,000.00	
FFCB Bullet	3133ENCA6	0.700%	10/25/21	10/25/24	1.82	0.700%	\$ 3,000,000.00	\$ 3,000,000.00	
Treasury Note	9282CFQ9	4.375%	12/01/22	10/31/24	1.84	4.572%	\$ 3,000,000.00	\$ 2,989,170.00	\$ 16,000,000.00
FHLMC Callable	3134GXRC0	3.000%	05/05/22	11/05/24	1.85	3.000%	\$ 3,000,000.00	\$ 3,000,000.00	
FHLMC Callable	3134GX5AB	5.250%	11/08/22	11/08/24	1.86	5.250%	\$ 2,000,000.00	\$ 2,000,000.00	
FHLMC Callable	3134GX6R0	5.400%	11/18/22	11/15/24	1.88	5.400%	\$ 3,000,000.00	\$ 3,000,000.00	
FHLMC Callable	3134GXK86	4.000%	08/18/22	11/18/24	1.88	4.000%	\$ 2,000,000.00	\$ 2,000,000.00	\$ 10,000,000.00
FHLB Callable	3130ATME4	5.000%	10/27/22	01/27/25	2.08	5.000%	\$ 2,000,000.00	\$ 2,000,000.00	
Treasury Note	912828V30	2.500%	11/18/22	01/31/25	2.09	4.403%	\$ 3,000,000.00	\$ 2,881,350.00	\$ 5,000,000.00
Treasury Note	91282CDZ1	1.500%	11/18/22	02/15/25	2.13	4.413%	\$ 3,000,000.00	\$ 2,815,320.00	
Treasury Note	912828ZC7	1.125%	11/30/22	02/28/25	2.16	4.398%	\$ 3,000,000.00	\$ 2,791,875.00	\$ 6,000,000.00
Treasury Note	91282CED9	1.750%	12/01/22	03/15/25	2.21	4.446%	\$ 3,000,000.00	\$ 2,825,859.38	\$ 3,000,000.00
Treasury Note	91282CEH0	2.625%	12/12/22	04/15/25	2.29	4.220%	\$ 3,000,000.00	\$ 2,894,296.88	
Treasury Note	912828AM9	2.875%	12/12/22	04/30/25	2.33	4.206%	\$ 3,000,000.00	\$ 2,910,234.38	\$ 6,000,000.00
Sub Total - General Investments							<u>\$ 378,000,000.00</u>	<u>\$ 375,626,323.14</u>	<u>\$ 378,000,000.00</u>

Regions Bank Money Market	\$12,127,799.10
Regions Lockbox Accounts	\$1,184,351.42
TD Bank Checking Account	\$19,361,940.95
BankUnited Money Market	\$27,296,351.19
Valley National Bank Government Interest Checking	\$21,177,729.27
Marine Bank Business Money Market	\$5,010,784.96
Florida Trust Day to Day Fund	\$35,448,837.05
FL STAR	\$20,347,959.06
FL CLASS - BOCC Funds	\$34,169,194.89
Total General Cash & Equivalents - Unrestricted	<u>\$ 551,751,271.03</u>

Restricted Cash - Landfill

FL CLASS-Landfill Closure & Postclosure Reserves	\$ 8,788,644.94
Total Pooled Cash & Equivalents	<u>\$ 560,539,915.97</u>

Restricted Cash - Housing Account

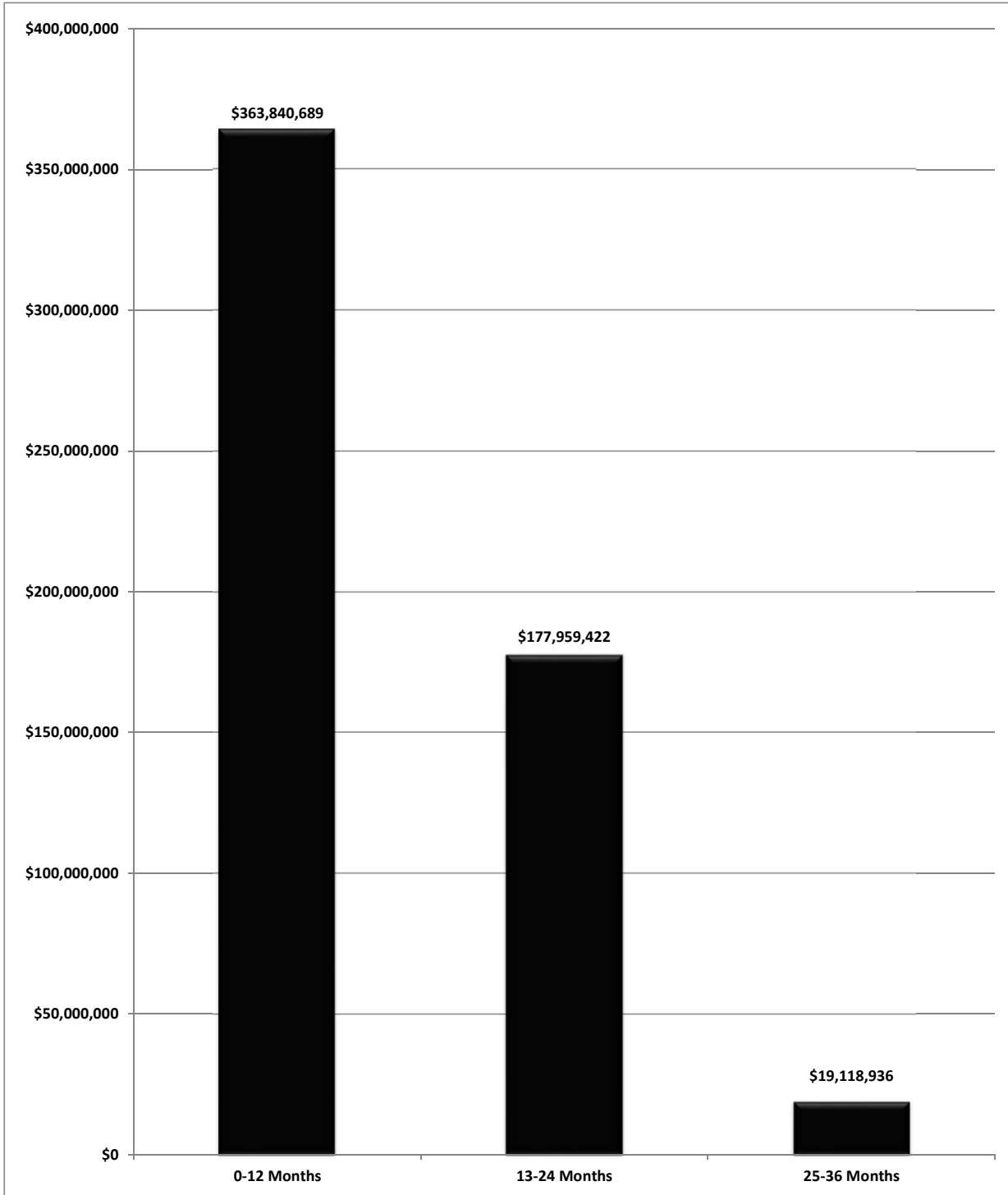
\$379,131.24

Total Portfolio

\$ 560,919,047.21

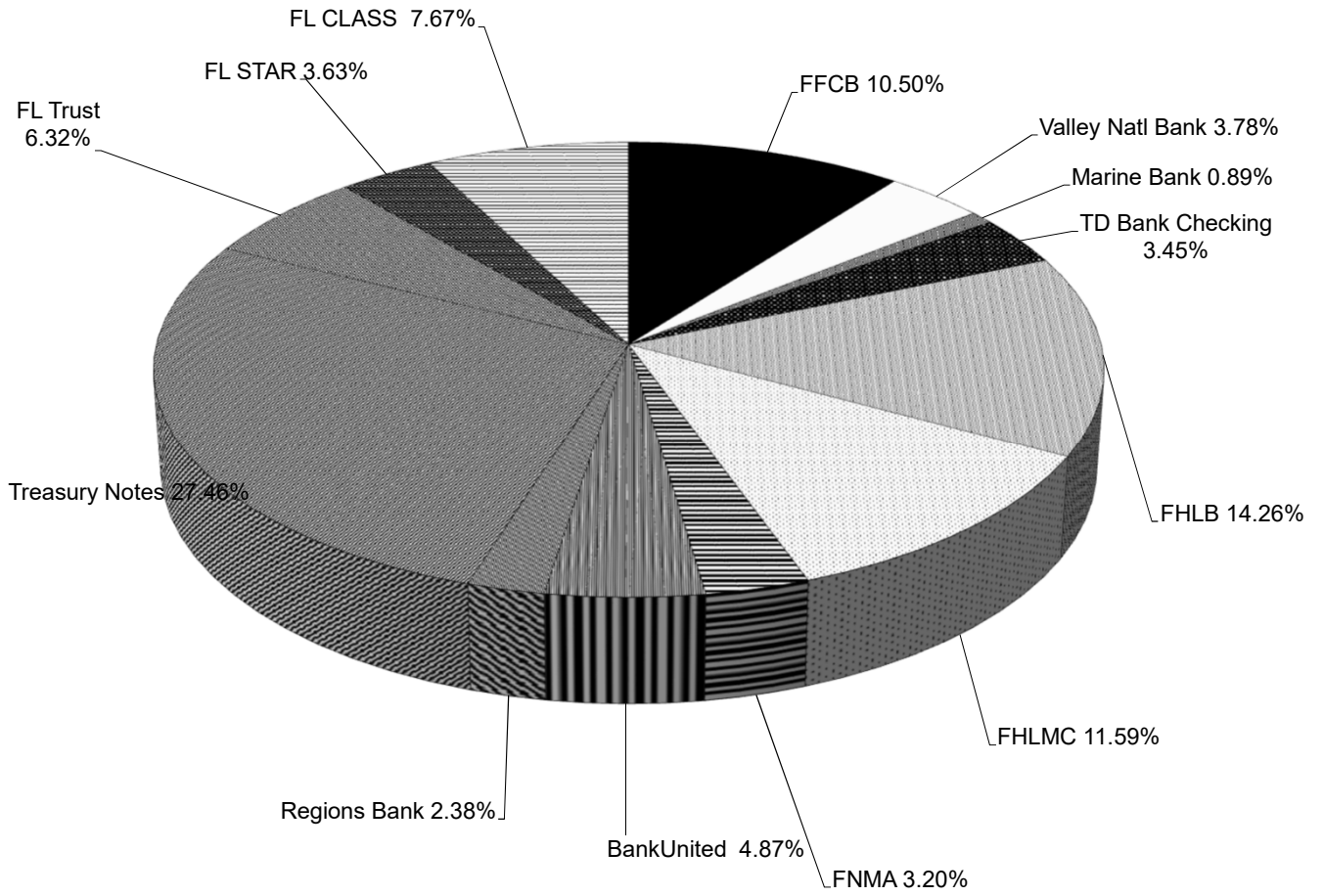
Note: See separate investment report for OPEB funds.

Schedule 3
Indian River County
Portfolio By Maturity Date
December 31, 2022



Total Portfolio \$560,919,047

Schedule 4
Indian River County
Portfolio By Type
December 31, 2022



Schedule 5
Indian River County
Investment Purchases and Calls/Maturities
Quarter Ending
December 31, 2022

PURCHASES:

Investment Description	Yield to Maturity	Purchase Date	Call Date	Maturity Date	Par Amount	Book Value
FHLB Callable	5.000%	10/27/22	01/27/23	01/27/25	\$ 2,000,000.00	\$ 2,000,000.00
Treasury Note	4.198%	10/06/22		08/31/24	\$ 2,000,000.00	\$ 1,915,936.00
FFCB Callable	4.620%	10/17/22	10/17/23	10/17/24	\$ 2,000,000.00	\$ 2,000,000.00
FHLMC Callable	5.250%	11/08/22	02/28/23	11/08/24	\$ 2,000,000.00	\$ 2,000,000.00
FHLMC Callable	5.400%	11/18/22	02/15/23	11/15/24	\$ 3,000,000.00	\$ 3,000,000.00
FHLMC Callable	5.000%	11/22/22	05/22/23	05/22/24	\$ 3,000,000.00	\$ 3,000,000.00
FFCB Bullet	4.787%	11/07/22		08/15/24	\$ 3,000,000.00	\$ 2,924,910.00
FHLB Bullet	4.817%	11/07/22		10/03/24	\$ 3,000,000.00	\$ 2,982,930.00
FHLMC Callable	5.104%	11/30/22	08/30/23	08/30/24	\$ 2,000,000.00	\$ 2,000,000.00
Treasury Note	4.403%	11/18/22		01/31/25	\$ 3,000,000.00	\$ 2,881,350.00
Treasury Note	4.413%	11/18/22		02/15/25	\$ 3,000,000.00	\$ 2,815,320.00
Treasury Note	4.642%	11/30/22		07/31/24	\$ 3,000,000.00	\$ 2,880,000.00
Treasury Note	4.398%	11/30/22		02/28/25	\$ 3,000,000.00	\$ 2,791,875.00
Treasury Note	4.572%	12/01/22		10/31/24	\$ 3,000,000.00	\$ 2,989,170.00
Treasury Note	4.446%	12/01/22		03/15/25	\$ 3,000,000.00	\$ 2,825,859.38
FHLMC Callable	5.005%	12/27/22	12/27/23	09/27/24	\$ 3,000,000.00	\$ 3,000,000.00
Treasury Note	4.596%	12/09/22		04/30/24	\$ 3,000,000.00	\$ 2,916,045.00
Treasury Note	4.220%	12/12/22		04/15/25	\$ 3,000,000.00	\$ 2,894,296.88
Treasury Note	4.206%	12/12/22		04/30/25	\$ 3,000,000.00	\$ 2,910,234.38
Treasury Note	4.675%	12/13/22		01/31/24	\$ 3,000,000.00	\$ 2,928,699.00
Treasury Note	4.529%	12/13/22		07/31/24	\$ 3,000,000.00	\$ 2,870,100.00
21					\$ 58,000,000.00	\$ 56,526,725.64

MATURITIES:

Investment Description	Yield to Maturity	Purchase Date	Early Call Date	Maturity Date	Par Amount	Book Value
FFCB Bullet	0.165%	11/02/20		10/13/22	\$ 3,000,000.00	\$ 2,999,700.00
1					\$ 3,000,000.00	\$ 2,999,700.00

Reconciliation of General Investments Only:				
Beginning portfolio (9/30/22)				\$ 322,099,297.50
Total purchased			21 securities	\$ 56,526,725.64
Total matured			1 security	\$ (2,999,700.00)
Ending portfolio for quarter (12/31/22)				\$ 375,626,323.14

Schedule 6
Indian River County
Change in Monthly Cash Flows For All Pooled Cash/Investment Accounts
Comparison of Six Fiscal Years
December 31, 2022

	Fiscal Year 2017-2018		Fiscal Year 2018-2019		Fiscal Year 2019-2020	
	Net Change	Month End Bal*	Net Change	Month End Bal*	Net Change	Month End Bal*
October	\$ (7,971,324)	\$ 331,604,874	\$ (6,577,674)	\$ 362,277,495	\$ (9,260,244)	\$ 370,053,869
November	\$ 33,131,597	\$ 364,736,471	\$ 48,128,205	\$ 410,405,700	\$ 39,158,339	\$ 409,212,208
December	\$ 41,846,074	\$ 406,582,545	\$ 31,350,078	\$ 441,755,778	\$ 47,023,081	\$ 456,235,289
January	\$ (5,758,898)	\$ 400,823,647	\$ (9,877,034)	\$ 431,878,744	\$ (6,941,131)	\$ 449,294,158
February	\$ 5,191,358	\$ 406,015,005	\$ 2,964,540	\$ 434,843,284	\$ (1,465,745)	\$ 447,828,413
March	\$ (4,784,411)	\$ 401,230,594	\$ (2,750,051)	\$ 432,093,233	\$ (5,997,667)	\$ 441,830,746
April	\$ 1,577,951	\$ 402,808,545	\$ (3,802,746)	\$ 428,290,487	\$ (5,331,833)	\$ 436,498,913
May	\$ (6,945,787)	\$ 395,862,758	\$ (8,379,243)	\$ 419,911,244	\$ (10,937,819)	\$ 425,561,094
June	\$ (9,710,169)	\$ 386,152,589	\$ (9,758,699)	\$ 410,152,545	\$ (13,546,695)	\$ 412,014,399
July	\$ (2,464,004)	\$ 383,688,585	\$ (13,728,763)	\$ 396,423,782	\$ (3,248,804)	\$ 408,765,595
August	\$ (8,022,779)	\$ 375,665,806	\$ (11,767,333)	\$ 384,656,449	\$ (7,041,321)	\$ 401,724,274
September	\$ (6,810,637)	\$ 368,855,169	\$ (5,342,336)	\$ 379,314,113	\$ (10,163,806)	\$ 391,560,468
Net cash flow	\$ 29,278,971		\$ 10,458,944		\$ 12,246,355	

	Fiscal Year 2020-2021		Fiscal Year 2021-2022		Fiscal Year 2022-2023	
	Net Change	Month End Bal*	Net Change	Month End Bal*	Net Change	Month End Bal*
October	\$ (8,561,737)	\$ 382,998,731	\$ 302,966	\$ 428,626,379	\$ (11,358,975)	\$ 445,251,207
November	\$ 39,238,741	\$ 422,237,472	\$ 63,526,149	\$ 492,152,528	\$ 81,589,406	\$ 526,840,613
December	\$ 57,117,548	\$ 479,355,020	\$ 25,611,495	\$ 517,764,023	\$ 23,718,570	\$ 550,559,183
January	\$ (6,119,043)	\$ 473,235,977	\$ 872,988	\$ 518,637,011		
February	\$ 12,395,392	\$ 485,631,369	\$ (7,201,984)	\$ 511,435,027		
March	\$ (12,127,894)	\$ 473,503,475	\$ (17,106,146)	\$ 494,328,881		
April	\$ (9,006,651)	\$ 464,496,824	\$ (11,640,607)	\$ 482,688,274		
May	\$ 295,126	\$ 464,791,950	\$ (5,845,338)	\$ 476,842,936		
June	\$ (5,748,174)	\$ 459,043,776	\$ (9,580,769)	\$ 467,262,167		
July	\$ (11,764,390)	\$ 447,279,386	\$ 6,361,893	\$ 473,624,060		
August	\$ (11,517,721)	\$ 435,761,665	\$ (5,770,624)	\$ 467,853,436		
September	\$ (7,438,252)	\$ 428,323,413	\$ (11,243,254)	\$ 456,610,182		
Net cash flow	\$ 36,762,945		\$ 28,286,769		\$ 93,949,001	

*Schedule represents total assets in 801 fund-including portfolio accounts, FMV adjustments, cash in bank and utilities debt reserve. Excludes health insurance bank accounts utilized by Florida Blue and the Section 8 HUD bank account.
Source: Balance Sheet for fund 801 (run by month)

Schedule does not include OPEB investments - see separate report.

Schedule 7
Indian River County
Pooled Interest Earnings Analysis
Comparison of Two Prior Fiscal Years With Current Fiscal Year
December 31, 2022 Portfolio

Mo/Yr	Treasury & Agencies (1)		Banks - (2) - Qualified Public Depositories																								(4) Benchmark One Year Constant Maturity		
			TD Bank Checking		CenterState-CD		BankUnited -MM		Valley Natl Bk MM		Marine Bank MM		Regions - Bank		Regions - Lockbox		FLCLASS- Landfill		FLCLASS- BOCC		FL STAR		FL Trust-Day to Day		Utilities Reserve			Total Return	(3) Average Return
			Interest Earned	Return	Interest Earned	Return	Interest Earned	Return	Interest Earned	Return	Interest Earned	Return	Interest Earned	Return	Interest Earned	Return	Interest Earned	Return	Interest Earned	Return	Interest Earned	Return	Interest Earned	Return	Interest Earned	Return			
Oct-20	\$ 213,191	1.19%	\$ 5,887	0.25%	\$ 9,711	0.35%	\$ 1,570	0.09%	\$ 2,157	0.30%	\$ 192	0.01%	\$ 1,851	1.00%	\$ 1,471	0.23%	\$ 5,862	0.23%	\$ 336	0.08%	\$ 756	0.17%	\$ 81	0.08%	\$ 2,470	2.55%	\$ 244,698	0.77%	0.13%
Nov-20	\$ 195,403	1.08%	\$ 5,612	0.25%	\$ 9,630	0.33%	\$ 1,758	0.09%	\$ 602	0.09%	\$ 199	0.01%	\$ 1,418	0.60%	\$ 1,435	0.24%	\$ 5,719	0.24%	\$ 331	0.08%	\$ 756	0.17%	\$ 81	0.08%	\$ 222,944	0.63%	0.12%		
Dec-20	\$ 194,641	1.06%	\$ 6,391	0.20%	\$ 9,969	0.28%	\$ 2,349	0.09%	\$ 355	0.05%	\$ 261	0.01%	\$ 1,628	0.60%	\$ 1,192	0.19%	\$ 5,678	0.19%	\$ 459	0.08%	\$ 3,318	0.14%	\$ 81	0.08%	\$ 226,322	0.57%	0.10%		
Jan-21	\$ 186,946	1.03%	\$ 5,812	0.20%	\$ 8,892	0.25%	\$ 2,606	0.09%	\$ 349	0.05%	\$ 224	0.01%	\$ 1,367	0.60%	\$ 820	0.13%	\$ 4,192	0.13%	\$ 428	0.07%	\$ 2,785	0.11%	\$ 81	0.08%	\$ 214,502	0.54%	0.10%		
Feb-21	\$ 149,188	0.81%	\$ 6,096	0.20%	\$ 8,033	0.25%	\$ 2,412	0.09%	\$ 153	0.02%	\$ 261	0.01%	\$ 1,553	0.60%	\$ 666	0.12%	\$ 3,432	0.12%	\$ 300	0.06%	\$ 2,884	0.09%	\$ 81	0.08%	\$ 175,059	0.43%	0.07%		
Mar-21	\$ 120,593	0.69%	\$ 5,651	0.20%	\$ 7,117	0.20%	\$ 2,524	0.08%	\$ 140	0.02%	\$ 320	0.01%	\$ 1,574	0.60%	\$ 666	0.11%	\$ 3,438	0.11%	\$ 1,329	0.07%	\$ 81	0.08%	\$ 143,643	0.36%	0.08%				
Apr-21	\$ 107,729	0.63%	\$ 5,060	0.20%	\$ 6,888	0.20%	\$ 2,097	0.07%	\$ 144	0.02%	\$ 308	0.01%	\$ 1,543	0.60%	\$ 602	0.10%	\$ 3,113	0.10%	\$ 115	0.02%	\$ 1,630	0.06%	\$ 81	0.08%	\$ 129,310	0.33%	0.06%		
May-21	\$ 97,178	0.56%	\$ 5,832	0.20%	\$ 7,119	0.20%	\$ 2,010	0.07%	\$ 131	0.02%	\$ 285	0.01%	\$ 1,611	0.60%	\$ 590	0.10%	\$ 3,048	0.10%	\$ 88	0.01%	\$ 1,329	0.05%	\$ 23	0.02%	\$ 119,244	0.31%	0.05%		
Jun-21	\$ 81,479	0.51%	\$ 4,454	0.20%	\$ 6,891	0.20%	\$ 2,175	0.06%	\$ 135	0.02%	\$ 341	0.01%	\$ 1,879	0.60%	\$ 482	0.08%	\$ 2,494	0.08%	\$ 129	0.02%	\$ 1,159	0.04%	\$ 23	0.02%	\$ 101,641	0.27%	0.07%		
Jul-21	\$ 82,231	0.51%	\$ 4,545	0.20%	\$ 6,834	0.19%	\$ 2,500	0.08%	\$ 144	0.02%	\$ 259	0.01%	\$ 1,093	0.60%	\$ 463	0.08%	\$ 2,337	0.08%	\$ 308	0.04%	\$ 970	0.04%	\$ 23	0.02%	\$ 101,707	0.27%	0.08%		
Aug-21	\$ 60,192	0.39%	\$ 4,928	0.20%	\$ 6,054	0.17%	\$ 3,438	0.10%	\$ 135	0.02%	\$ 161	0.01%	\$ 1,415	0.60%	\$ 418	0.07%	\$ 2,154	0.07%	\$ 667	0.04%	\$ 724	0.04%	\$ 23	0.02%	\$ 80,309	0.22%	0.07%		
Sep-21	\$ 60,877	0.36%	\$ 2,239	0.10%	\$ 5,822	0.17%	\$ 3,084	0.10%	\$ 135	0.02%	\$ 143	0.01%	\$ 1,138	0.60%	\$ 353	0.07%	\$ 1,894	0.07%	\$ 688	0.04%	\$ 608	0.02%	\$ 23	0.02%	\$ 77,004	0.22%	0.08%		
Oct-21	\$ 68,942	0.36%	\$ 2,088	0.10%	\$ 5,767	0.17%	\$ 2,078	0.08%	\$ 140	0.02%	\$ 61	0.01%	\$ 1,621	0.60%	\$ 377	0.06%	\$ 1,484	0.06%	\$ 723	0.04%	\$ 538	0.02%	\$ 23	0.02%	\$ 83,842	0.23%	0.11%		
Nov-21	\$ 79,369	0.35%	\$ 2,127	0.10%	\$ 5,562	0.17%	\$ 2,271	0.08%	\$ 135	0.02%	\$ 137	0.01%	\$ 2,121	0.60%	\$ 534	0.09%	\$ 2,008	0.09%	\$ 701	0.04%	\$ 509	0.03%	\$ 23	0.02%	\$ 95,497	0.23%	0.18%		
Dec-21	\$ 96,654	0.38%	\$ 2,453	0.10%	\$ 5,769	0.17%	\$ 2,340	0.08%	\$ 140	0.02%	\$ 132	0.01%	\$ 1,709	0.60%	\$ 636	0.10%	\$ 3,007	0.10%	\$ 743	0.04%	\$ 1,751	0.08%	\$ 23	0.02%	\$ 115,357	0.27%	0.30%		
Jan-22	\$ 92,664	0.37%	\$ 2,010	0.10%	\$ 5,406	0.17%	\$ 2,340	0.08%	\$ 140	0.02%	\$ 132	0.01%	\$ 1,869	0.60%	\$ 624	0.10%	\$ 2,968	0.10%	\$ 754	0.04%	\$ 1,865	0.10%	\$ 23	0.02%	\$ 110,825	0.26%	0.55%		
Feb-22	\$ 109,773	0.42%	\$ 1,846	0.10%	\$ 4,493	0.17%	\$ 2,014	0.08%	\$ 126	0.02%	\$ 96	0.01%	\$ 1,187	0.60%	\$ 647	0.11%	\$ 2,923	0.11%	\$ 655	0.04%	\$ 2,494	0.15%	\$ 23	0.02%	\$ 126,277	0.30%	1.00%		
Mar-22	\$ 142,776	0.52%	\$ 1,624	0.10%	\$ 4,593	0.17%	\$ 1,823	0.08%	\$ 140	0.02%	\$ 18	0.01%	\$ 960	0.60%	\$ 1,700	0.27%	\$ 7,064	0.27%	\$ 2,668	0.16%	\$ 4,692	0.25%	\$ 23	0.02%	\$ 168,081	0.41%	1.34%		
Apr-22	\$ 154,995	0.56%	\$ 2,391	0.20%	\$ 5,232	0.35%	\$ 3,009	0.19%	\$ 140	0.02%	\$ 37	0.01%	\$ 887	0.60%	\$ 5,846	0.47%	\$ 11,376	0.47%	\$ 5,463	0.33%	\$ 7,563	0.42%	\$ 23	0.02%	\$ 196,962	0.49%	1.89%		
May-22	\$ 172,989	0.63%	\$ 2,452	0.20%	\$ 14,959	0.65%	\$ 5,525	0.33%	\$ 135	0.02%	\$ 18	0.01%	\$ 991	0.80%	\$ 4,769	0.75%	\$ 18,870	0.75%	\$ 12,912	0.76%	\$ 14,465	0.78%	\$ 931	0.95%	\$ 249,016	0.63%	2.06%		
Jun-22	\$ 178,073	0.65%	\$ 6,687	0.60%	\$ 17,684	0.80%	\$ 8,275	0.76%	\$ 120	0.02%	\$ 17	0.01%	\$ 1,875	1.40%	\$ 6,464	1.07%	\$ 26,233	1.07%	\$ 19,197	1.17%	\$ 20,779	1.15%	\$ 931	0.95%	\$ 286,335	0.74%	2.65%		
Jul-22	\$ 188,880	0.70%	\$ 12,176	0.95%	\$ 27,198	1.31%	\$ 12,227	1.17%	\$ 89	0.02%	\$ 885	0.32%	\$ 2,040	2.00%	\$ 9,963	1.61%	\$ 40,675	1.61%	\$ 28,685	1.68%	\$ 31,496	1.60%	\$ 931	0.95%	\$ 355,245	0.90%	3.02%		
Aug-22	\$ 195,244	0.72%	\$ 28,471	1.60%	\$ 39,518	1.95%	\$ 18,989	1.63%	\$ 1,542	0.18%	\$ 2,330	1.26%	\$ 3,580	2.00%	\$ 13,413	2.16%	\$ 54,764	2.16%	\$ 37,512	2.20%	\$ 46,000	2.16%	\$ 931	0.95%	\$ 442,294	1.13%	3.28%		
Sept-22	\$ 207,261	0.77%	\$ 22,816	1.60%	\$ 41,166	2.10%	\$ 25,292	2.33%	\$ 172	0.20%	\$ 2,505	1.49%	\$ 3,393	2.60%	\$ 15,224	2.54%	\$ 62,425	2.54%	\$ 39,891	2.41%	\$ 50,529	2.44%	\$ 931	0.95%	\$ 470,674	1.24%	3.89%		
Oct-22	\$ 229,584	0.85%	\$ 31,412	2.50%	\$ 42,666	2.59%	\$ 28,995	2.58%	\$ -	0.73%	\$ 3,526	2.02%	\$ 2,125	2.60%	\$ 23,436	3.17%	\$ 76,699	3.17%	\$ 50,257	2.93%	\$ 62,593	2.93%	\$ 931	0.95%	\$ 551,293	1.49%	4.43%		
Nov-22	\$ 338,785	1.15%	\$ 53,580	3.20%	\$ 53,572	3.42%	\$ 34,000	3.17%	\$ 0.17	1.21%	\$ 5,000	2.74%	\$ 2,985	3.20%	\$ 27,518	3.83%	\$ 83,132	3.83%	\$ 59,417	3.58%	\$ 74,935	3.58%	\$ 931	0.95%	\$ 732,924	1.67%	4.73%		
Dec-22	\$ 426,946	1.36%	\$ 65,031	3.20%	\$ 79,524	3.60%	\$ 63,499	3.75%	\$ 10,613	2.53%	\$ 25,859	3.10%	\$ 2,608	3.60%	\$ 32,262	4.33%	\$ 127,121	4.33%	\$ 68,369	3.97%	\$ 111,133	3.97%	\$ 931	0.95%	\$ 1,012,965	2.21%	4.68%		

Notes:

- 1) "Investments" are accrued interest on coupon instruments.
- 2) "Bank" is cash received on the overnight investment of the County's cash in the bank.
- 3) Average return is computed by dividing total interest income for the month by the monthly cash balances listed on schedule 6. Does not include mark to market.
- 4) Source of one-year treasury rates is the Federal Reserve website.

This report does not include OPEB funds.

Schedule 8
Indian River County
Allocation of Pooled Cash and Investments By Fund Types
Balance in Funds as of December 31, 2022

	<u>Pooled Investments</u>
General Fund	\$ 139,027,669
Special Revenue Funds	\$ 155,380,988
Debt Service Funds	\$ 742,530
Capital Project Fund	\$ 86,463,565
Solid Waste Fund	\$ 41,941,145
Golf Course Fund	\$ 2,476,117
Building Fund	\$ 7,089,707
Utilities Funds	\$ 75,426,083
Fleet Fund	\$ 41,967
Insurance Funds	\$ 35,012,978
Information Technology Fund	\$ 3,000,562
Fiduciary Fund	\$ 3,955,872
Total Investments	<u>\$ 550,559,183</u>

Schedule includes all pooled investments, FMV adjustments, and cash in bank.
Excludes Section 8 HUD bank account.

Schedule does not include OPEB investments - see separate report.