

# **Ryan L. Butler**

Clerk of Circuit Court & Comptroller  
1801 27<sup>th</sup> Street  
Vero Beach, FL 32960  
Telephone: (772) 226-3100



TO: Board of County Commissioners

FROM: Elissa Nagy, Chief Deputy Comptroller

THRU: Ryan L. Butler, Clerk of the Circuit Court and Comptroller

DATE: August 18, 2023

**SUBJECT: Quarterly Investment Report for Quarter Ending 6/30/2023**

---

## **BACKGROUND**

Attached to this memorandum is the composition of the investment portfolio and investment earnings for the third quarter of fiscal year 2023. This report was reviewed by our investment advisory committee on August 17, 2023.

## **RECOMMENDATION**

Staff recommends that the Board of County Commissioners accept the attached Quarterly Investment Report.

# Ryan L. Butler

Clerk of Circuit Court & Comptroller  
1801 27<sup>th</sup> Street  
Vero Beach, FL 32960  
Telephone: (772) 226-3100



## Indian River County Investment Advisory Committee Quarterly Investment Report

April 1, 2023 through June 30, 2023

### INVESTMENT POLICY

In accordance with Section 218.415, Florida Statutes, the Board of County Commissioners adopted an Investment Policy to govern the investment of county funds by the Clerk of the Circuit Court & Comptroller. The Policy states the primary objectives of investment activities are to preserve capital and to provide sufficient liquidity to meet the cash flow needs of the county. Investment returns are secondary to the requirements for safety and liquidity.

### INVESTMENT ADVISORY COMMITTEE

An Investment Advisory Committee meets quarterly to review the previous quarter's investment activities, evaluate current and future liquidity needs, and recommend investment strategies. The Committee consists of the County Administrator, or his designee, and a minimum of two qualified citizens with investment or financial management expertise. Kristin Daniels, Budget Director, is the County Administrator's designee. The individuals with investment expertise who have agreed to serve are: David W. Griffis, Founding Principal Vero Beach Global Advisors, Ted Libby, Senior Portfolio Manager with Cypress Capital Group; and Bill Penney, President & CEO of Marine Bank and Trust Company. Also present at the meetings are the Clerk of the Circuit Court & Comptroller, Chief Deputy Comptroller, Assistant Chief Deputy Comptroller, and Senior Accountant.

### AUTHORIZED INVESTMENTS

As permitted by the Investment Policy, surplus funds were invested only in the following types of investments:

Federal Farm Credit Banks bonds and discount notes (FFCB),  
Federal Home Loan Banks bonds and discount notes (FHLB),  
Federal Home Loan Mortgage Corporation bonds and discount notes (FHLMC),  
Federal National Mortgage Association bonds and discount notes (FNMA),  
Treasury Notes and Bills,  
Other intergovernmental investment pool authorized pursuant to the Florida Interlocal Cooperation Act as provided in F.S. 163.01,  
Certificates of Deposit (CDs), Money Market Funds, and Repurchase Agreements.

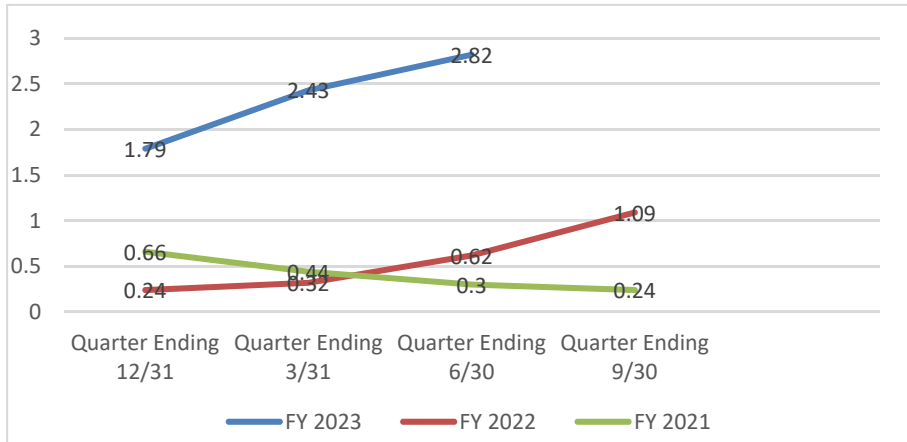
### INVESTMENT ACTIVITY

As of June 30, 2023, the investments portfolio book value was \$515,112,626 with a market value of \$508,841,162. Of the \$515,112,626 portfolio total, \$395,912,518 is restricted for the following purposes:

\$	137,555,292	34.74%	Special revenue projects
\$	597,786	0.15%	Debt service
\$	95,007,910	24.00%	Capital projects
\$	161,104,939	40.69%	Business-type activities
\$	1,646,591	0.42%	Fiduciary funds
\$	<u>395,912,518</u>		

### QUARTERLY AVERAGE YIELD

The overall average yield for the quarter ended June 30, 2023 was 2.82%. The overall average yield for the quarter ended March 31, 2023 was 2.43%. The chart below shows the change in the quarterly average yield since December 31, 2021:



The weighted average maturity of the treasury and agency investments as of June 30, 2023 is 11 months. Coupon yields on the individual investments ranged from 0.125% to 5.375%.

Information on investment activity, total cash flows, interest earnings, and charts providing additional information regarding the investment of surplus funds such as the portfolio composition and maturity distribution are attached.

The attached schedules list the portfolio composition and activity for the quarter ending June 30, 2023:

- Schedule 1 Portfolio sorted by type of debt instrument
- Schedule 2 Portfolio sorted by maturity date
- Schedule 3 Portfolio by maturity date bar graph
- Schedule 4 Portfolio by type pie chart
- Schedule 5 Investment purchases, calls and maturities for the quarter
- Schedule 6 Summary of cash flows and balances by month
- Schedule 7 Interest earnings summary
- Schedule 8 Allocation of investments by fund types (unrestricted and restricted balances)

**Schedule 1**  
**Indian River County, Florida**  
**Board of County Commissioners**  
**Investments By Type**  
**June 30, 2023**

Investment Type	CUSIP	Coupon/ Yield	Purchase Date	Maturity Date	Years To Maturity	Yield To Maturity	06/30/23		Portfolio %
							Original Par Amount	Book Value	
FFCB Bullet	3133EMS37	0.125%	11/16/21	07/14/23	0.04	0.429%	\$ 3,000,000.00	\$ 2,984,940.00	
FFCB Callable	3133ELSJ9	0.300%	12/03/21	09/01/23	0.17	0.503%	\$ 3,000,000.00	\$ 2,989,440.00	
FFCB Bullet	3133ENAL4	0.290%	12/03/21	10/12/23	0.28	0.578%	\$ 3,000,000.00	\$ 2,984,070.00	
FFCB Callable	3133ENBN9	0.340%	10/20/21	10/20/23	0.31	0.340%	\$ 3,000,000.00	\$ 3,000,000.00	
FFCB Callable	3133ENSX4	5.070%	01/11/23	01/11/24	0.53	5.070%	\$ 3,000,000.00	\$ 3,000,000.00	
FFCB Bullet	3133ENNJ5	1.180%	02/09/22	02/09/24	0.61	1.180%	\$ 3,000,000.00	\$ 3,000,000.00	
FFCB Bullet	3133EMRZ7	0.250%	09/14/21	02/26/24	0.66	0.291%	\$ 3,000,000.00	\$ 2,997,000.00	
FFCB Callable	3133ENQX1	1.670%	03/08/22	03/08/24	0.69	1.670%	\$ 3,000,000.00	\$ 3,000,000.00	
FFCB Callable	3133ENCV0	0.670%	11/02/21	05/02/24	0.84	0.670%	\$ 3,000,000.00	\$ 3,000,000.00	
FFCB Bullet	3133ENWP1	2.625%	06/01/23	05/16/24	0.88	5.213%	\$ 3,000,000.00	\$ 2,928,300.00	
FFCB Bullet	3133ENG20	3.300%	11/07/22	08/15/24	1.13	4.787%	\$ 3,000,000.00	\$ 2,924,910.00	
FFCB Bullet	3133ENJ84	3.375%	03/24/23	08/26/24	1.16	3.957%	\$ 3,000,000.00	\$ 2,976,000.00	
FFCB Callable	3133ENCQ7	1.940%	03/03/22	09/03/24	1.18	1.940%	\$ 3,000,000.00	\$ 3,000,000.00	
FFCB Callable	3133ENS68	4.620%	10/17/22	10/17/24	1.30	4.620%	\$ 2,000,000.00	\$ 2,000,000.00	
FFCB Bullet	3133ENCA6	0.700%	10/25/21	10/25/24	1.32	0.700%	\$ 3,000,000.00	\$ 3,000,000.00	
FFCB Bullet	3133EPFL4	4.000%	04/26/23	03/10/25	1.70	4.185%	\$ 3,000,000.00	\$ 2,990,160.00	
							<u>\$ 47,000,000.00</u>	<u>\$ 46,774,820.00</u>	9.09%
FHLB Callable	3130AN7N4	0.220%	08/10/21	08/10/23	0.11	0.220%	\$ 3,000,000.00	\$ 3,000,000.00	
FHLB Bullet	3130AJXD6	0.125%	09/28/21	09/08/23	0.19	0.275%	\$ 3,000,000.00	\$ 2,991,300.00	
FHLB Callable	3130AQDW0	0.650%	12/29/21	12/29/23	0.50	0.650%	\$ 3,000,000.00	\$ 3,000,000.00	
FHLB Callable	3130AQST6	0.750%	12/29/21	12/29/23	0.50	0.750%	\$ 3,000,000.00	\$ 3,000,000.00	
FHLB Callable	3130ANFP0	0.350%	08/23/21	02/23/24	0.65	0.350%	\$ 3,000,000.00	\$ 3,000,000.00	
FHLB Callable	3130APXN0	0.820%	12/14/21	03/14/24	0.71	0.820%	\$ 3,000,000.00	\$ 3,000,000.00	
FHLB Callable	3130ARNK3	2.625%	04/29/22	04/26/24	0.82	2.625%	\$ 3,000,000.00	\$ 3,000,000.00	
FHLB Callable	3130AMV33	0.300%	06/29/21	04/29/24	0.83	0.300%	\$ 3,000,000.00	\$ 3,000,000.00	
FHLB Callable	3130AMMM1	0.375%	06/03/21	06/03/24	0.93	0.375%	\$ 3,000,000.00	\$ 3,000,000.00	
FHLB Callable	3130AMLML2	0.375%	06/07/21	06/07/24	0.94	0.375%	\$ 3,000,000.00	\$ 3,000,000.00	
FHLB Callable	3130AMKX9	0.400%	06/07/21	06/07/24	0.94	0.400%	\$ 3,000,000.00	\$ 3,000,000.00	
FHLB Callable	3130AMKZ4	0.400%	06/10/21	06/10/24	0.95	0.400%	\$ 3,000,000.00	\$ 3,000,000.00	
FHLB Callable	3130APYD1	0.900%	12/14/21	06/14/24	0.96	0.900%	\$ 3,000,000.00	\$ 3,000,000.00	
FHLB Callable	3130AMSF0	0.400%	07/01/21	06/28/24	1.00	0.471%	\$ 3,000,000.00	\$ 2,993,700.00	
FHLB Callable	3130AMXQ0	0.475%	07/12/21	07/12/24	1.04	0.475%	\$ 3,000,000.00	\$ 3,000,000.00	
FHLB Callable	3130AMZ88	0.520%	07/12/21	07/12/24	1.04	0.520%	\$ 3,000,000.00	\$ 3,000,000.00	
FHLB Callable	3130APQV0	1.000%	11/16/21	08/16/24	1.13	1.000%	\$ 3,000,000.00	\$ 3,000,000.00	
FHLB Callable	3130APBS2	1.000%	11/23/21	08/23/24	1.15	1.000%	\$ 3,000,000.00	\$ 3,000,000.00	
FHLB Callable	3130ANVA5	0.500%	09/10/21	09/10/24	1.20	0.500%	\$ 3,000,000.00	\$ 3,000,000.00	
FHLB Callable	3130ANRP7	0.500%	09/13/21	09/13/24	1.21	0.500%	\$ 3,000,000.00	\$ 3,000,000.00	
FHLB Bullet	3130ATT31	4.500%	11/07/22	10/03/24	1.26	4.817%	\$ 3,000,000.00	\$ 2,982,930.00	
FHLB Callable	3130APAA3	0.555%	10/21/21	10/21/24	1.31	0.555%	\$ 3,000,000.00	\$ 3,000,000.00	
FHLB Callable	3130ATME4	5.000%	10/27/22	01/27/25	1.58	5.000%	\$ 2,000,000.00	\$ 2,000,000.00	
							<u>\$ 68,000,000.00</u>	<u>\$ 67,967,930.00</u>	13.21%
FHLMC Bullet	3137EAEV7	0.250%	11/22/21	08/24/23	0.15	0.433%	\$ 3,000,000.00	\$ 2,990,400.00	
FHLMC Bullet	3137EAEW5	0.250%	09/28/21	09/08/23	0.19	0.276%	\$ 3,000,000.00	\$ 2,998,500.00	
FHLMC Bullet	3137EAEY1	0.125%	11/18/21	10/16/23	0.30	0.505%	\$ 3,000,000.00	\$ 2,978,340.00	
FHLMC Callable	3134GW6E1	0.320%	07/06/21	11/02/23	0.34	0.320%	\$ 3,000,000.00	\$ 3,000,000.00	
FHLMC Bullet	3137EAEZ8	0.250%	11/24/21	11/06/23	0.35	0.579%	\$ 3,000,000.00	\$ 2,980,890.00	
FHLMC Bullet	3137EAEZ8	0.250%	10/08/21	11/06/23	0.35	0.286%	\$ 3,000,000.00	\$ 2,997,750.00	
FHLMC Callable	3134GXMM3	1.850%	03/22/22	03/22/24	0.73	1.850%	\$ 3,000,000.00	\$ 3,000,000.00	
FHLMC Callable	3134GXPH1	2.020%	03/30/22	03/28/24	0.75	2.020%	\$ 3,000,000.00	\$ 3,000,000.00	
FHLMC Callable	3134GXUH5	3.000%	05/27/22	05/24/24	0.90	3.000%	\$ 3,000,000.00	\$ 3,000,000.00	
FHLMC Callable	3134GY3X8	5.100%	11/30/22	08/30/24	1.17	5.104%	\$ 2,000,000.00	\$ 2,000,000.00	
FHLMC Callable	3134GXT61	4.000%	09/13/22	09/13/24	1.21	4.000%	\$ 2,000,000.00	\$ 2,000,000.00	
FHLMC Callable	3134GYA69	5.000%	12/27/22	09/27/24	1.25	5.005%	\$ 3,000,000.00	\$ 3,000,000.00	
FHLMC Callable	3134GX3D4	4.500%	09/30/22	09/30/24	1.25	4.500%	\$ 2,000,000.00	\$ 2,000,000.00	
FHLMC Callable	3134GXZJ6	3.500%	06/30/22	09/30/24	1.25	3.500%	\$ 2,000,000.00	\$ 2,000,000.00	
FHLMC Callable	3134GX88	4.000%	07/18/22	10/18/24	1.30	4.000%	\$ 2,000,000.00	\$ 2,000,000.00	
FHLMC Callable	3134GXRC0	3.000%	05/05/22	11/05/24	1.35	3.000%	\$ 3,000,000.00	\$ 3,000,000.00	
FHLMC Callable	3134GXR86	4.000%	08/18/22	11/18/24	1.39	4.000%	\$ 2,000,000.00	\$ 2,000,000.00	
FHLMC Callable	3134GYI29	5.150%	02/17/23	02/14/25	1.63	5.195%	\$ 3,000,000.00	\$ 2,997,450.00	
FHLMC Callable	3134GYLE0	5.350%	03/14/23	03/14/25	1.71	5.350%	\$ 3,000,000.00	\$ 3,000,000.00	
FHLMC Callable	3134GYUJ9	5.375%	06/28/23	03/28/25	1.75	5.380%	\$ 3,000,000.00	\$ 3,000,000.00	
							<u>\$ 54,000,000.00</u>	<u>\$ 53,943,330.00</u>	10.48%
FNMA Bullet	3135G05G4	0.250%	09/29/21	07/10/23	0.03	0.250%	\$ 3,000,000.00	\$ 3,000,000.00	
FNMA Bullet	3135G05G4	0.250%	11/22/21	07/10/23	0.03	0.367%	\$ 3,000,000.00	\$ 2,994,300.00	
FNMA Callable	3135G05T6	0.350%	11/18/21	08/18/23	0.13	0.488%	\$ 3,000,000.00	\$ 2,992,770.00	
FNMA Callable	3136G47L1	0.350%	09/28/21	04/26/24	0.82	0.434%	\$ 3,000,000.00	\$ 2,993,520.00	
FNMA Callable	3135GHP9	5.100%	05/15/23	11/15/24	1.38	5.100%	\$ 3,000,000.00	\$ 3,000,000.00	
FNMA Bullet	3135G0X24	1.625%	01/31/23	01/07/25	1.53	4.307%	\$ 3,000,000.00	\$ 2,852,250.00	
FNMA Callable	3135GACX7	3.850%	04/26/23	08/28/25	2.16	4.520%	\$ 3,000,000.00	\$ 2,955,690.00	
							<u>\$ 21,000,000.00</u>	<u>\$ 20,788,530.00</u>	4.04%
Treasury Note	912828ZY9	0.125%	05/17/21	07/15/23	0.04	0.169%	\$ 6,000,000.00	\$ 5,994,360.00	
Treasury Note	912828S92	1.250%	02/15/22	07/31/23	0.08	1.392%	\$ 3,000,000.00	\$ 2,993,850.00	
Treasury Note	91282CCN9	0.125%	11/16/21	07/31/23	0.08	0.451%	\$ 3,000,000.00	\$ 2,983,380.00	
Treasury Note	91282CAF8	0.125%	05/26/21	08/15/23	0.13	0.175%	\$ 6,000,000.00	\$ 5,993,400.00	
Treasury Note	91282CCU3	0.125%	09/27/21	08/31/23	0.17	0.262%	\$ 4,000,000.00	\$ 3,989,520.00	
Treasury Note	91282CAK7	0.125%	05/20/21	09/15/23	0.21	0.181%	\$ 6,000,000.00	\$ 5,992,200.00	

**Schedule 1**  
**Indian River County, Florida**  
**Board of County Commissioners**  
**Investments By Type**  
**June 30, 2023**

Investment Type	CUSIP	Coupon/ Yield	Purchase Date	Maturity Date	Years To Maturity	Yield To Maturity	06/30/23		Portfolio %
							Original Par Amount	Book Value	
Treasury Note	912828T26	1.375%	02/15/22	09/30/23	0.25	1.482%	\$ 3,000,000.00	\$ 2,994,843.75	
Treasury Note	91282CDA6	0.250%	10/19/21	09/30/23	0.25	0.405%	\$ 3,000,000.00	\$ 2,991,000.00	
Treasury Note	91282CAP6	0.125%	08/23/21	10/15/23	0.29	0.250%	\$ 3,000,000.00	\$ 2,991,960.00	
Treasury Note	91282CAP6	0.125%	11/16/21	10/15/23	0.29	0.499%	\$ 3,000,000.00	\$ 2,978,700.00	
Treasury Note	91282CDD0	0.375%	11/01/21	10/31/23	0.34	0.501%	\$ 3,000,000.00	\$ 2,992,500.00	
Treasury Note	91282CAW1	0.250%	09/27/21	11/15/23	0.38	0.306%	\$ 4,000,000.00	\$ 3,995,200.00	
Treasury Note	91282CBE0	0.125%	07/09/21	01/15/24	0.55	0.271%	\$ 3,000,000.00	\$ 2,989,050.00	
Treasury Note	91282CBE0	0.125%	11/16/21	01/15/24	0.55	0.596%	\$ 3,000,000.00	\$ 2,969,700.00	
Treasury Note	9128285Z9	2.500%	12/13/22	01/31/24	0.59	4.675%	\$ 3,000,000.00	\$ 2,928,699.00	
Treasury Note	91282CDV0	0.875%	05/19/22	01/31/24	0.59	2.588%	\$ 2,000,000.00	\$ 1,943,320.00	
Treasury Note	91282CDV0	0.875%	03/23/22	01/31/24	0.59	2.158%	\$ 3,000,000.00	\$ 2,930,190.00	
Treasury Note	91282CBM2	0.125%	07/09/21	02/15/24	0.63	0.288%	\$ 3,000,000.00	\$ 2,987,343.75	
Treasury Note	912828W48	2.125%	03/03/23	02/29/24	0.67	5.194%	\$ 3,000,000.00	\$ 2,912,100.00	
Treasury Note	91282CEA5	1.500%	03/23/22	02/29/24	0.67	2.154%	\$ 3,000,000.00	\$ 2,962,968.75	
Treasury Note	91282CBR1	0.250%	08/23/21	03/15/24	0.71	0.327%	\$ 3,000,000.00	\$ 2,994,090.00	
Treasury Note	91282CBR1	0.250%	10/19/21	03/15/24	0.71	0.547%	\$ 3,000,000.00	\$ 2,978,700.00	
Treasury Note	91282CBV2	0.375%	09/27/21	04/15/24	0.79	0.418%	\$ 4,000,000.00	\$ 3,995,640.00	
Treasury Note	91282CBV2	0.375%	10/19/21	04/15/24	0.79	0.572%	\$ 3,000,000.00	\$ 2,985,450.00	
Treasury Note	91282CEK3	2.500%	12/09/22	04/30/24	0.84	4.596%	\$ 3,000,000.00	\$ 2,916,045.00	
Treasury Note	91282CCC3	0.250%	12/03/21	05/15/24	0.88	0.770%	\$ 3,000,000.00	\$ 2,962,170.00	
Treasury Note	91282CCC3	0.250%	08/23/21	05/15/24	0.88	0.375%	\$ 3,000,000.00	\$ 2,989,860.00	
Treasury Note	912828XT2	2.000%	04/07/22	05/31/24	0.92	2.552%	\$ 3,000,000.00	\$ 2,965,560.00	
Treasury Note	91282CCL3	0.375%	10/08/21	07/15/24	1.04	0.500%	\$ 3,000,000.00	\$ 2,989,710.00	
Treasury Note	912828Y87	1.750%	12/13/22	07/31/24	1.09	4.529%	\$ 3,000,000.00	\$ 2,870,100.00	
Treasury Note	9128282N9	2.125%	11/30/22	07/31/24	1.09	4.642%	\$ 3,000,000.00	\$ 2,880,000.00	
Treasury Note	9128282N9	2.125%	07/19/22	07/31/24	1.09	3.157%	\$ 2,000,000.00	\$ 1,959,660.00	
Treasury Note	91282CCT6	0.375%	12/03/21	08/15/24	1.13	0.825%	\$ 3,000,000.00	\$ 2,964,000.00	
Treasury Note	9128282U3	1.875%	10/06/22	08/31/24	1.17	4.198%	\$ 2,000,000.00	\$ 1,915,936.00	
Treasury Note	9282CFQ9	4.375%	12/01/22	10/31/24	1.34	4.572%	\$ 3,000,000.00	\$ 2,989,170.00	
Treasury Note	9128283V0	2.500%	11/18/22	01/31/25	1.59	4.403%	\$ 3,000,000.00	\$ 2,881,350.00	
Treasury Note	91282CGG0	4.125%	03/03/23	01/31/25	1.59	4.954%	\$ 3,000,000.00	\$ 2,955,000.00	
Treasury Note	91282CDZ1	1.500%	11/18/22	02/15/25	1.63	4.413%	\$ 3,000,000.00	\$ 2,815,320.00	
Treasury Note	9128282C7	1.125%	11/30/22	02/28/25	1.67	4.398%	\$ 3,000,000.00	\$ 2,791,875.00	
Treasury Note	91282CED9	1.750%	12/01/22	03/15/25	1.71	4.446%	\$ 3,000,000.00	\$ 2,825,859.38	
Treasury Note	91282CEH0	2.625%	12/12/22	04/15/25	1.79	4.220%	\$ 3,000,000.00	\$ 2,894,296.88	
Treasury Note	9128284M9	2.875%	12/12/22	04/30/25	1.84	4.206%	\$ 3,000,000.00	\$ 2,910,234.38	
Treasury Note	91282CEQ0	2.750%	01/31/23	05/15/25	1.88	4.149%	\$ 3,000,000.00	\$ 2,909,220.00	
Treasury Note	9128284R8	2.875%	05/18/23	05/31/25	1.92	4.090%	\$ 3,000,000.00	\$ 2,929,440.00	
Treasury Note	91282CEU1	2.875%	02/17/23	06/15/25	1.96	4.500%	\$ 3,000,000.00	\$ 2,893,425.00	
Treasury Note	912828XZ8	2.750%	03/24/23	06/30/25	2.00	3.825%	\$ 3,000,000.00	\$ 2,930,390.63	
Treasury Note	91282CEY3	3.000%	03/24/23	07/15/25	2.04	3.811%	\$ 3,000,000.00	\$ 2,946,562.50	
Treasury Note	912828Y79	2.875%	05/18/23	07/31/25	2.09	4.011%	\$ 3,000,000.00	\$ 2,928,690.00	
Treasury Note	9128284Z0	2.750%	05/26/23	08/31/25	2.17	4.331%	\$ 3,000,000.00	\$ 2,898,690.00	
Treasury Note	91282CFK2	3.500%	05/26/23	09/15/25	2.21	4.326%	\$ 3,000,000.00	\$ 2,946,093.75	
							<u>\$ 159,000,000.00</u>	<u>\$ 156,326,823.77</u>	30.37%
Regions Bank Money Market							\$ 5,257,555.69	\$ 5,257,555.69	1.02%
Regions Bank Lockbox Accounts							\$ 693,565.93	\$ 693,565.93	0.13%
TD Bank Checking Account							\$ 29,047,986.29	\$ 29,047,986.29	5.64%
BankUnited Money Market							\$ 21,853,747.21	\$ 21,853,747.21	4.25%
Valley National Bank Government Interest Checking							\$ 19,646,638.58	\$ 19,646,638.58	3.82%
Marine Bank Business Money Market							\$ 5,088,391.47	\$ 5,088,391.47	0.99%
Florida Trust Day to Day Fund							\$ 27,145,082.59	\$ 27,145,082.59	5.27%
FL STAR							\$ 20,833,693.46	\$ 20,833,693.46	4.05%
FL CLASS - BOCC Funds							\$ 30,980,048.28	\$ 30,980,048.28	6.02%
<b>Total General Cash &amp; Equivalents - Unrestricted</b>							<u>\$ 506,348,143.27</u>	<u>\$ 506,348,143.27</u>	
<b>Restricted Cash - Landfill</b>									
FL CLASS-Landfill Closure & Postclosure Reserves							\$ 8,327,912.69	\$ 8,327,912.69	1.62%
<b>Total Pooled Cash &amp; Equivalents</b>							<u>\$ 514,676,055.96</u>	<u>\$ 514,676,055.96</u>	100.00%
<b>Restricted Cash - Housing Account</b>							\$ 436,569.89	\$ 436,569.89	
<b>Total Portfolio</b>							<u>\$ 515,112,625.85</u>	<u>\$ 515,112,625.85</u>	

Note: See separate investment report for OPEB funds.

**Schedule 2**  
**Indian River County, Florida**  
**Board of County Commissioners**  
**Investment By Maturity Date**  
**June 30, 2023**

		06/30/23							
Investment Type	CUSIP	Coupon/ Yield	Purchase Date	Maturity Date	Years To Maturity	Yield To Maturity	Original Par Amount	Book Value	Mo Cash Flow
FNMA Bullet	3135G05G4	0.250%	09/29/21	07/10/23	0.03	0.250%	\$ 3,000,000.00	\$ 3,000,000.00	
FNMA Bullet	3135G05G4	0.250%	11/22/21	07/10/23	0.03	0.367%	\$ 3,000,000.00	\$ 2,994,300.00	
FFCB Bullet	3133EM537	0.125%	11/16/21	07/14/23	0.04	0.429%	\$ 3,000,000.00	\$ 2,984,940.00	
Treasury Note	912828Z9	0.125%	05/17/21	07/15/23	0.04	0.169%	\$ 6,000,000.00	\$ 5,994,360.00	
Treasury Note	912828S92	1.250%	02/15/22	07/31/23	0.08	1.392%	\$ 3,000,000.00	\$ 2,993,850.00	
Treasury Note	91282CCN9	0.125%	11/16/21	07/31/23	0.08	0.451%	\$ 3,000,000.00	\$ 2,983,380.00	\$ 21,000,000.00
FHLMC Callable	3130AN7N4	0.220%	08/10/21	08/10/23	0.11	0.220%	\$ 3,000,000.00	\$ 3,000,000.00	
Treasury Note	91282CAF8	0.125%	05/26/21	08/15/23	0.13	0.175%	\$ 6,000,000.00	\$ 5,993,400.00	
FNMA Callable	3135G05T6	0.350%	11/18/21	08/18/23	0.13	0.488%	\$ 3,000,000.00	\$ 2,992,770.00	
FHLMC Bullet	3137EAEV7	0.250%	11/22/21	08/24/23	0.15	0.433%	\$ 3,000,000.00	\$ 2,990,400.00	
Treasury Note	91282CCU3	0.125%	09/27/21	08/31/23	0.17	0.262%	\$ 4,000,000.00	\$ 3,989,520.00	\$ 19,000,000.00
FFCB Callable	3133EL5J9	0.300%	12/03/21	09/01/23	0.17	0.503%	\$ 3,000,000.00	\$ 2,989,440.00	
FHLMC Bullet	3130AJXD6	0.125%	09/28/21	09/08/23	0.19	0.275%	\$ 3,000,000.00	\$ 2,991,300.00	
FHLMC Bullet	3137EAEW5	0.250%	09/28/21	09/08/23	0.19	0.276%	\$ 3,000,000.00	\$ 2,998,500.00	
Treasury Note	91282CAK7	0.125%	05/20/21	09/15/23	0.21	0.181%	\$ 6,000,000.00	\$ 5,992,200.00	
Treasury Note	912828T26	1.375%	02/15/22	09/30/23	0.25	1.482%	\$ 3,000,000.00	\$ 2,994,843.75	
Treasury Note	91282CDA6	0.250%	10/19/21	09/30/23	0.25	0.405%	\$ 3,000,000.00	\$ 2,991,000.00	\$ 21,000,000.00
FFCB Bullet	3133ENAL4	0.290%	12/03/21	10/12/23	0.28	0.578%	\$ 3,000,000.00	\$ 2,984,070.00	
Treasury Note	91282CAP6	0.125%	08/23/21	10/15/23	0.29	0.250%	\$ 3,000,000.00	\$ 2,991,960.00	
Treasury Note	91282CAP6	0.125%	11/16/21	10/15/23	0.29	0.499%	\$ 3,000,000.00	\$ 2,978,700.00	
FHLMC Bullet	3137EAEY1	0.125%	11/18/21	10/16/23	0.30	0.505%	\$ 3,000,000.00	\$ 2,978,340.00	
FFCB Callable	3133ENBN9	0.340%	10/20/21	10/20/23	0.31	0.340%	\$ 3,000,000.00	\$ 3,000,000.00	
Treasury Note	91282CDD0	0.375%	11/01/21	10/31/23	0.34	0.501%	\$ 3,000,000.00	\$ 2,992,500.00	\$ 18,000,000.00
FHLMC Callable	3134GW6E1	0.320%	07/06/21	11/02/23	0.34	0.320%	\$ 3,000,000.00	\$ 3,000,000.00	
FHLMC Bullet	3137EAEZ8	0.250%	10/08/21	11/06/23	0.35	0.286%	\$ 3,000,000.00	\$ 2,997,750.00	
FHLMC Bullet	3137EAEZ8	0.250%	11/24/21	11/06/23	0.35	0.579%	\$ 3,000,000.00	\$ 2,980,890.00	
Treasury Note	91282CAW1	0.250%	09/27/21	11/15/23	0.38	0.306%	\$ 4,000,000.00	\$ 3,995,200.00	\$ 13,000,000.00
FHLM Callable	3130AQDW0	0.650%	12/29/21	12/29/23	0.50	0.650%	\$ 3,000,000.00	\$ 3,000,000.00	
FHLM Callable	3130AQ5T6	0.750%	12/29/21	12/29/23	0.50	0.750%	\$ 3,000,000.00	\$ 3,000,000.00	\$ 6,000,000.00
FFCB Callable	3133EN5X4	5.070%	01/11/23	01/11/24	0.53	5.070%	\$ 3,000,000.00	\$ 3,000,000.00	
Treasury Note	91282CBE0	0.125%	07/09/21	01/15/24	0.55	0.271%	\$ 3,000,000.00	\$ 2,989,050.00	
Treasury Note	91282CBE0	0.125%	11/16/21	01/15/24	0.55	0.596%	\$ 3,000,000.00	\$ 2,969,700.00	
Treasury Note	912828S29	2.500%	12/13/22	01/31/24	0.59	4.675%	\$ 3,000,000.00	\$ 2,928,699.00	
Treasury Note	91282CDV0	0.875%	05/19/22	01/31/24	0.59	2.588%	\$ 2,000,000.00	\$ 1,943,320.00	
Treasury Note	91282CDV0	0.875%	03/23/22	01/31/24	0.59	2.158%	\$ 3,000,000.00	\$ 2,930,190.00	\$ 17,000,000.00
FFCB Bullet	3133ENNJ5	1.180%	02/09/22	02/09/24	0.61	1.180%	\$ 3,000,000.00	\$ 3,000,000.00	
Treasury Note	91282CBM2	0.125%	07/09/21	02/15/24	0.63	0.288%	\$ 3,000,000.00	\$ 2,987,343.75	
FHLM Callable	3130ANFP0	0.350%	08/23/21	02/23/24	0.65	0.350%	\$ 3,000,000.00	\$ 3,000,000.00	
FFCB Bullet	3133EMRZ7	0.250%	09/14/21	02/26/24	0.66	0.291%	\$ 3,000,000.00	\$ 2,997,000.00	
Treasury Note	912828W48	2.125%	03/03/23	02/29/24	0.67	5.194%	\$ 3,000,000.00	\$ 2,912,100.00	
Treasury Note	91282CEA5	1.500%	03/23/22	02/29/24	0.67	2.154%	\$ 3,000,000.00	\$ 2,962,968.75	\$ 18,000,000.00
FFCB Callable	3133ENQX1	1.670%	03/08/22	03/08/24	0.69	1.670%	\$ 3,000,000.00	\$ 3,000,000.00	
FHLM Callable	3130APXN0	0.820%	12/14/21	03/14/24	0.71	0.820%	\$ 3,000,000.00	\$ 3,000,000.00	
Treasury Note	91282CBR1	0.250%	10/19/21	03/15/24	0.71	0.547%	\$ 3,000,000.00	\$ 2,978,700.00	
Treasury Note	91282CBR1	0.250%	08/23/21	03/15/24	0.71	0.327%	\$ 3,000,000.00	\$ 2,994,090.00	
FHLM Callable	3134GXMM3	1.850%	03/22/22	03/22/24	0.73	1.850%	\$ 3,000,000.00	\$ 3,000,000.00	
FHLM Callable	3134GXPH1	2.020%	03/30/22	03/28/24	0.75	2.020%	\$ 3,000,000.00	\$ 3,000,000.00	\$ 18,000,000.00
Treasury Note	91282CBV2	0.375%	09/27/21	04/15/24	0.79	0.418%	\$ 4,000,000.00	\$ 3,995,640.00	
Treasury Note	91282CBV2	0.375%	10/19/21	04/15/24	0.79	0.572%	\$ 3,000,000.00	\$ 2,985,450.00	
FNMA Callable	3136G47L1	0.350%	09/28/21	04/26/24	0.82	0.434%	\$ 3,000,000.00	\$ 2,993,520.00	
FHLM Callable	3130ARNK3	2.625%	04/29/22	04/26/24	0.82	2.625%	\$ 3,000,000.00	\$ 3,000,000.00	
FHLM Callable	3130AMV33	0.300%	06/29/21	04/29/24	0.83	0.300%	\$ 3,000,000.00	\$ 3,000,000.00	
Treasury Note	91282CEK3	2.500%	12/09/22	04/30/24	0.84	4.596%	\$ 3,000,000.00	\$ 2,916,045.00	\$ 19,000,000.00
FFCB Callable	3133ENCV0	0.670%	11/02/21	05/02/24	0.84	0.670%	\$ 3,000,000.00	\$ 3,000,000.00	
Treasury Note	91282CCC3	0.250%	12/03/21	05/15/24	0.88	0.770%	\$ 3,000,000.00	\$ 2,962,170.00	
Treasury Note	91282CCC3	0.250%	08/23/21	05/15/24	0.88	0.375%	\$ 3,000,000.00	\$ 2,989,860.00	
FFCB Bullet	3133ENWP1	2.625%	06/01/23	05/16/24	0.88	5.213%	\$ 3,000,000.00	\$ 2,928,300.00	
FHLM Callable	3134GXUH5	3.000%	05/27/22	05/24/24	0.90	3.000%	\$ 3,000,000.00	\$ 3,000,000.00	
Treasury Note	912828XT2	2.000%	04/07/22	05/31/24	0.92	2.552%	\$ 3,000,000.00	\$ 2,965,560.00	\$ 18,000,000.00
FHLM Callable	3130AMMM1	0.375%	06/03/21	06/03/24	0.93	0.375%	\$ 3,000,000.00	\$ 3,000,000.00	
FHLM Callable	3130AMLN2	0.375%	06/07/21	06/07/24	0.94	0.375%	\$ 3,000,000.00	\$ 3,000,000.00	
FHLM Callable	3130AMKX9	0.400%	06/07/21	06/07/24	0.94	0.400%	\$ 3,000,000.00	\$ 3,000,000.00	
FHLM Callable	3130AMKZ4	0.400%	06/10/21	06/10/24	0.95	0.400%	\$ 3,000,000.00	\$ 3,000,000.00	
FHLM Callable	3130APYD1	0.900%	12/14/21	06/14/24	0.96	0.900%	\$ 3,000,000.00	\$ 3,000,000.00	
FHLM Callable	3130AMSF0	0.400%	07/01/21	06/28/24	1.00	0.471%	\$ 3,000,000.00	\$ 2,993,700.00	\$ 18,000,000.00
FHLM Callable	3130AMXQ0	0.475%	07/12/21	07/12/24	1.04	0.475%	\$ 3,000,000.00	\$ 3,000,000.00	
FHLM Callable	3130AMZ88	0.520%	07/12/21	07/12/24	1.04	0.520%	\$ 3,000,000.00	\$ 3,000,000.00	
Treasury Note	91282CCL3	0.375%	10/08/21	07/15/24	1.04	0.500%	\$ 3,000,000.00	\$ 2,989,710.00	
Treasury Note	912828Y87	1.750%	12/13/22	07/31/24	1.09	4.529%	\$ 3,000,000.00	\$ 2,870,100.00	
Treasury Note	912828Z9	2.125%	11/30/22	07/31/24	1.09	4.642%	\$ 3,000,000.00	\$ 2,880,000.00	
Treasury Note	912828Z9	2.125%	07/19/22	07/31/24	1.09	3.157%	\$ 2,000,000.00	\$ 1,959,660.00	\$ 17,000,000.00
Treasury Note	91282CCT6	0.375%	12/03/21	08/15/24	1.13	0.825%	\$ 3,000,000.00	\$ 2,964,000.00	
FFCB Bullet	3133ENQ20	3.300%	11/07/22	08/15/24	1.13	4.787%	\$ 3,000,000.00	\$ 2,924,910.00	
FHLM Callable	3130APQV0	1.000%	11/16/21	08/16/24	1.13	1.000%	\$ 3,000,000.00	\$ 3,000,000.00	
FHLM Callable	3130APBS2	1.000%	11/23/21	08/23/24	1.15	1.000%	\$ 3,000,000.00	\$ 3,000,000.00	
FFCB Bullet	3133ENJ84	3.375%	03/24/23	08/26/24	1.16	3.957%	\$ 3,000,000.00	\$ 2,976,000.00	
FHLM Callable	3134GY3X8	5.100%	11/30/22	08/30/24	1.17	5.104%	\$ 2,000,000.00	\$ 2,000,000.00	
Treasury Note	912828ZU3	1.875%	10/06/22	08/31/24	1.17	4.198%	\$ 2,000,000.00	\$ 1,915,936.00	\$ 19,000,000.00
FFCB Callable	3133ENQC7	1.940%	03/03/22	09/03/24	1.18	1.940%	\$ 3,000,000.00	\$ 3,000,000.00	
FHLM Callable	3130ANVA5	0.500%	09/10/21	09/10/24	1.20	0.500%	\$ 3,000,000.00	\$ 3,000,000.00	
FHLM Callable	3134GXT61	4.000%	09/13/22	09/13/24	1.21	4.000%	\$ 2,000,000.00	\$ 2,000,000.00	
FHLM Callable	3130ANRP7	0.500%	09/13/21	09/13/24	1.21	0.500%	\$ 3,000,000.00	\$ 3,000,000.00	
FHLM Callable	3134GYA69	5.000%	12/27/22	09/27/24	1.25	5.005%	\$ 3,000,000.00	\$ 3,000,000.00	
FHLM Callable	3134GX3D4	4.500%	09/30/22	09/30/24	1.25	4.500%	\$ 2,000,000.00	\$ 2,000,000.00	
FHLM Callable	3134GXZJ6	3.500%	06/30/22	09/30/24	1.25	3.500%	\$ 2,000,000.00	\$ 2,000,000.00	\$ 18,000,000.00

**Schedule 2**  
**Indian River County, Florida**  
**Board of County Commissioners**  
**Investment By Maturity Date**  
**June 30, 2023**

Investment Type	CUSIP	Coupon/ Yield	Purchase Date	Maturity Date	Years To Maturity	Yield To Maturity	Original Par Amount	06/30/23	
								Book Value	Mo Cash Flow
FHLB Bullet	3130ATT31	4.500%	11/07/22	10/03/24	1.26	4.817%	\$ 3,000,000.00	\$ 2,982,930.00	
FFCB Callable	3133ENS68	4.620%	10/17/22	10/17/24	1.30	4.620%	\$ 2,000,000.00	\$ 2,000,000.00	
FHLMC Callable	3134GXB8	4.000%	07/18/22	10/18/24	1.30	4.000%	\$ 2,000,000.00	\$ 2,000,000.00	
FHLB Callable	3130APAA3	0.555%	10/21/21	10/21/24	1.31	0.555%	\$ 3,000,000.00	\$ 3,000,000.00	
FFCB Bullet	3133ENCA6	0.700%	10/25/21	10/25/24	1.32	0.700%	\$ 3,000,000.00	\$ 3,000,000.00	
Treasury Note	9282CFQ9	4.375%	12/01/22	10/31/24	1.34	4.572%	\$ 3,000,000.00	\$ 2,989,170.00	\$ 16,000,000.00
FHLMC Callable	3134GXRC0	3.000%	05/05/22	11/05/24	1.35	3.000%	\$ 3,000,000.00	\$ 3,000,000.00	
FNMA Callable	3135GHP9	5.100%	05/15/23	11/15/24	1.38	5.100%	\$ 3,000,000.00	\$ 3,000,000.00	
FHLMC Callable	3134GKX86	4.000%	08/18/22	11/18/24	1.39	4.000%	\$ 2,000,000.00	\$ 2,000,000.00	\$ 8,000,000.00
FNMA Bullet	3135G0X24	1.625%	01/31/23	01/07/25	1.53	4.307%	\$ 3,000,000.00	\$ 2,852,250.00	
FHLB Callable	3130ATME4	5.000%	10/27/22	01/27/25	1.58	5.000%	\$ 2,000,000.00	\$ 2,000,000.00	
Treasury Note	91282CGG0	4.125%	03/03/23	01/31/25	1.59	4.954%	\$ 3,000,000.00	\$ 2,955,000.00	
Treasury Note	9128283V0	2.500%	11/18/22	01/31/25	1.59	4.403%	\$ 3,000,000.00	\$ 2,881,350.00	\$ 11,000,000.00
FHLMC Callable	3134GYI29	5.150%	02/17/23	02/14/25	1.63	5.195%	\$ 3,000,000.00	\$ 2,997,450.00	
Treasury Note	91282CDZ1	1.500%	11/18/22	02/15/25	1.63	4.413%	\$ 3,000,000.00	\$ 2,815,320.00	
Treasury Note	912828C7	1.125%	11/30/22	02/28/25	1.67	4.398%	\$ 3,000,000.00	\$ 2,791,875.00	\$ 9,000,000.00
FFCB Bullet	3133EPFL4	4.000%	04/26/23	03/10/25	1.70	4.185%	\$ 3,000,000.00	\$ 2,990,160.00	
FHLMC Callable	3134GYLE0	5.350%	03/14/23	03/14/25	1.71	5.350%	\$ 3,000,000.00	\$ 3,000,000.00	
Treasury Note	91282CED9	1.750%	12/01/22	03/15/25	1.71	4.446%	\$ 3,000,000.00	\$ 2,825,859.38	
FHLMC Callable	3134GYUJ9	5.375%	06/28/23	03/28/25	1.75	5.380%	\$ 3,000,000.00	\$ 3,000,000.00	\$ 12,000,000.00
Treasury Note	91282CEH0	2.625%	12/12/22	04/15/25	1.79	4.220%	\$ 3,000,000.00	\$ 2,894,296.88	
Treasury Note	9128284M9	2.875%	12/12/22	04/30/25	1.84	4.206%	\$ 3,000,000.00	\$ 2,910,234.38	\$ 6,000,000.00
Treasury Note	91282CEQ0	2.750%	01/31/23	05/15/25	1.88	4.149%	\$ 3,000,000.00	\$ 2,909,220.00	
Treasury Note	9128284R8	2.875%	05/18/23	05/31/25	1.92	4.090%	\$ 3,000,000.00	\$ 2,929,440.00	\$ 6,000,000.00
Treasury Note	91282CEU1	2.875%	02/17/23	06/15/25	1.96	4.500%	\$ 3,000,000.00	\$ 2,893,425.00	
Treasury Note	912828XZ8	2.750%	03/24/23	06/30/25	2.00	3.825%	\$ 3,000,000.00	\$ 2,930,390.63	\$ 6,000,000.00
Treasury Note	91282CEY3	3.000%	03/24/23	07/15/25	2.04	3.811%	\$ 3,000,000.00	\$ 2,946,562.50	
Treasury Note	91282879	2.875%	05/18/23	07/31/25	2.09	4.011%	\$ 3,000,000.00	\$ 2,928,690.00	\$ 6,000,000.00
FNMA Callable	3135GACX7	3.850%	04/26/23	08/28/25	2.16	4.520%	\$ 3,000,000.00	\$ 2,955,690.00	
Treasury Note	9128284Z0	2.750%	05/26/23	08/31/25	2.17	4.331%	\$ 3,000,000.00	\$ 2,898,690.00	\$ 6,000,000.00
Treasury Note	91282CFK2	3.500%	05/26/23	09/15/25	2.21	4.326%	\$ 3,000,000.00	\$ 2,946,093.75	\$ 3,000,000.00
Sub Total - General Investments							<u>\$ 349,000,000.00</u>	<u>\$ 345,801,433.77</u>	<u>\$ 349,000,000.00</u>

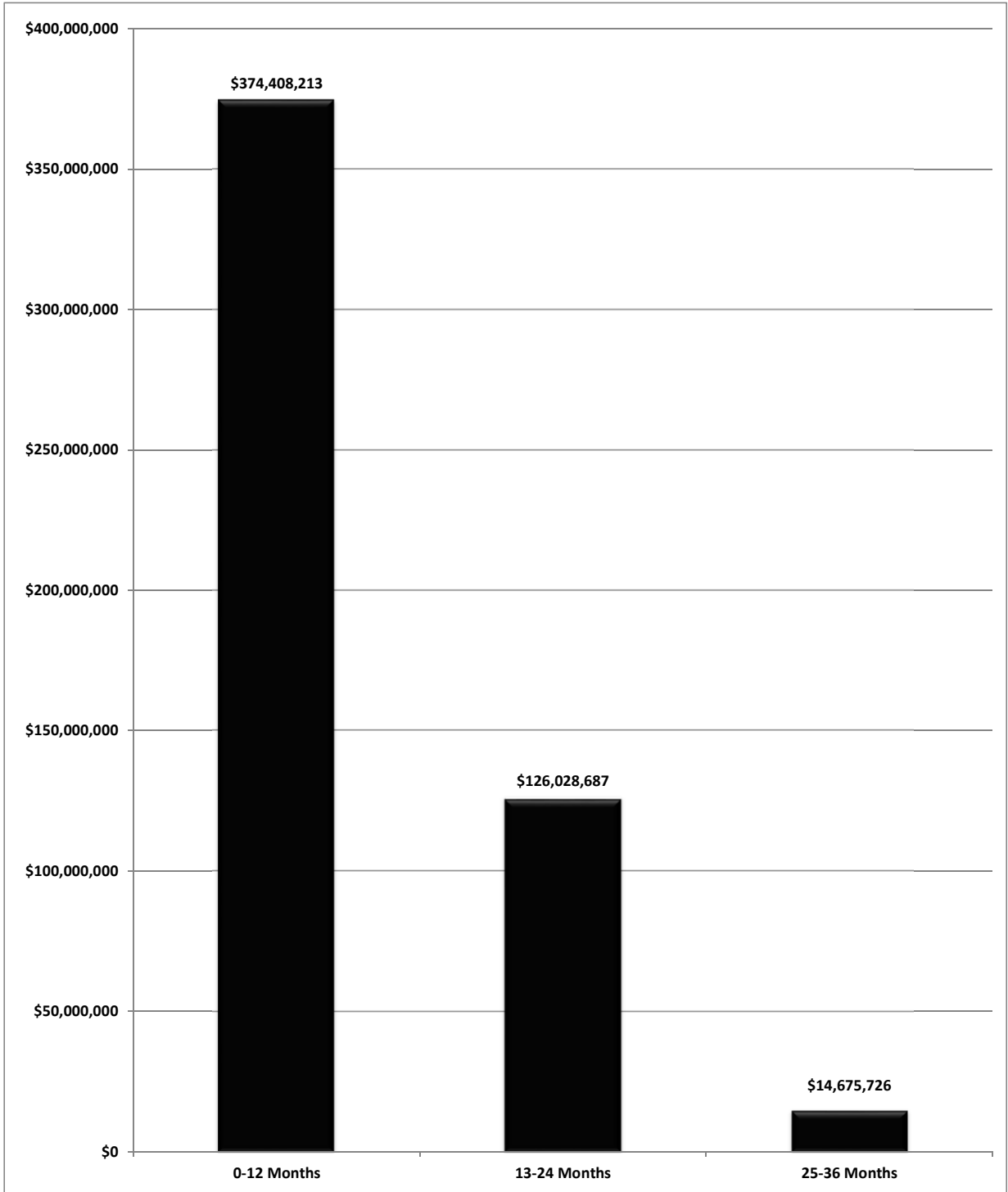
Regions Bank Money Market	\$5,257,555.69
Regions Lockbox Accounts	\$693,565.93
TD Bank Checking Account	\$29,047,986.29
BankUnited Money Market	\$21,853,747.21
Valley National Bank Government Interest Checking	\$19,646,638.58
Marine Bank Business Money Market	\$5,088,391.47
Florida Trust Day to Day Fund	\$27,145,082.59
FL STAR	\$20,833,693.46
FL CLASS - BOCC Funds	\$30,980,048.28
<b>Total General Cash &amp; Equivalents - Unrestricted</b>	<u><b>\$ 506,348,143.27</b></u>

<b>Restricted Cash - Landfill</b>	
FL CLASS-Landfill Closure & Postclosure Reserves	\$ 8,327,912.69
<b>Total Pooled Cash &amp; Equivalents</b>	<u><b>\$ 514,676,055.96</b></u>

<b>Restricted Cash - Housing Account</b>	<b>\$436,569.89</b>
<b>Total Portfolio</b>	<u><b>\$ 515,112,625.85</b></u>

Note: See separate investment report for OPEB funds.

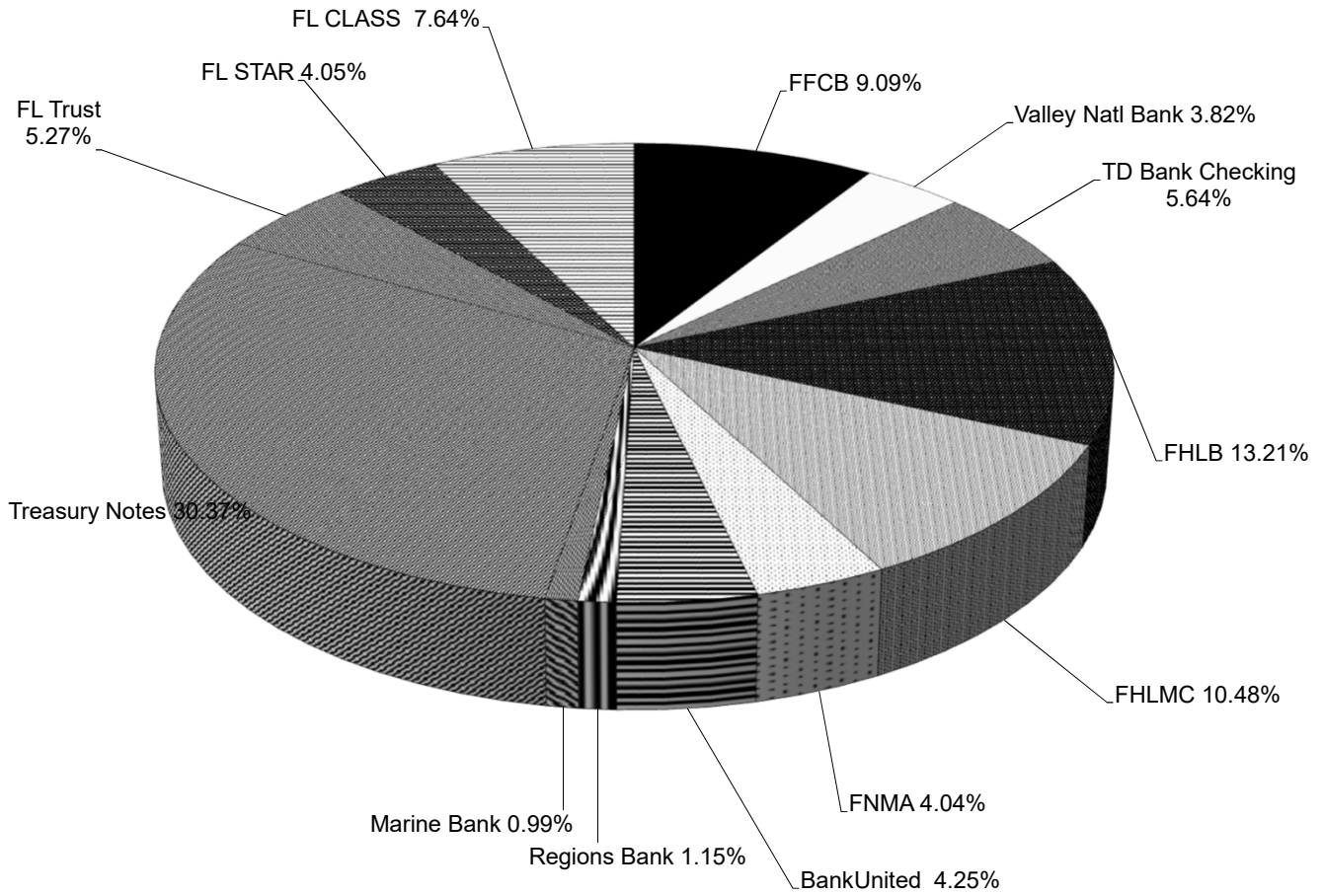
Schedule 3  
Indian River County  
Portfolio By Maturity Date  
June 30, 2023



**Total Portfolio \$515,112,626**



Schedule 4  
Indian River County  
Portfolio By Type  
June 30, 2023



**Schedule 5**  
**Indian River County**  
**Investment Purchases and Calls/Maturities**  
**Quarter Ending**  
**June 30, 2023**

**PURCHASES:**

Investment Description	Yield to Maturity	Purchase Date	Call Date	Maturity Date	Par Amount	Book Value
FFCB Bullet	4.185%	04/26/23		03/10/25	\$ 3,000,000.00	\$ 2,990,160.00
FNMA Callable	4.520%	04/26/23	08/28/23	08/28/25	\$ 3,000,000.00	\$ 2,955,690.00
FNMA Callable	5.100%	05/15/23	11/15/23	11/15/24	\$ 3,000,000.00	\$ 3,000,000.00
Treasury Note	4.090%	05/18/23		05/31/25	\$ 3,000,000.00	\$ 2,928,690.00
Treasury Note	4.011%	05/18/23		07/31/25	\$ 3,000,000.00	\$ 2,929,440.00
Treasury Note	4.331%	05/26/23		08/31/25	\$ 3,000,000.00	\$ 2,898,690.00
Treasury Note	4.326%	05/26/23		09/15/25	\$ 3,000,000.00	\$ 2,946,093.75
FFCB Bullet	5.213%	06/01/23		05/16/24	\$ 3,000,000.00	\$ 2,928,300.00
FHLMC Callable	5.380%	06/28/23	03/28/24	03/28/25	\$ 3,000,000.00	\$ 3,000,000.00
9					\$ 27,000,000.00	\$ 26,577,063.75

**MATURITIES:**

Investment Description	Yield to Maturity	Purchase Date	Early Call Date	Maturity Date	Par Amount	Book Value
Treasury Note	0.445%	12/13/21		04/15/23	\$ 3,000,000.00	\$ 2,992,200.00
Treasury Note	1.220%	02/24/22		04/15/23	\$ 3,000,000.00	\$ 2,966,250.00
FHLMC Bullet	0.398%	11/24/21		04/20/23	\$ 3,000,000.00	\$ 2,999,040.00
FHLB Callable	0.180%	04/28/21		04/28/23	\$ 3,000,000.00	\$ 3,000,000.00
Treasury Note	0.311%	10/26/21		04/30/23	\$ 3,000,000.00	\$ 2,991,600.00
FFCB Bullet	0.225%	07/01/21		05/09/23	\$ 3,000,000.00	\$ 2,995,260.00
FFCB Bullet	0.160%	05/10/21		05/10/23	\$ 3,000,000.00	\$ 2,997,900.00
Treasury Note	1.259%	02/14/22		05/15/23	\$ 3,000,000.00	\$ 2,958,000.00
FNMA Bullet	1.540%	03/18/22		05/22/23	\$ 3,000,000.00	\$ 2,955,000.00
FNMA Bullet	0.375%	11/12/21		05/22/23	\$ 3,000,000.00	\$ 2,994,300.00
FHLMC Callable	0.250%	11/22/22	05/22/23	05/22/24	\$ 3,000,000.00	\$ 3,000,000.00
FHLMC Callable	5.000%	12/02/20		06/01/23	\$ 3,000,000.00	\$ 3,000,000.00
FHLB Bullet	0.183%	07/09/21		06/02/23	\$ 3,000,000.00	\$ 2,996,700.00
FFCB Callable	0.200%	12/15/20		06/15/23	\$ 3,000,000.00	\$ 3,000,000.00
FHLMC Bullet	0.334%	10/20/21		06/26/23	\$ 3,000,000.00	\$ 2,995,770.00
FHLB Callable	0.155%	12/30/20		06/30/23	\$ 3,000,000.00	\$ 3,000,000.00
16					\$ 48,000,000.00	\$ 47,842,020.00

Reconciliation of General Investments Only:		
Beginning portfolio (3/31/23)		\$ 367,066,390.02
Total purchased	9 securities	\$ 26,577,063.75
Total matured	16 securities	\$ (47,842,020.00)
Ending portfolio for quarter (6/30/23)		\$ 345,801,433.77

**Schedule 6**  
**Indian River County**  
**Change in Monthly Cash Flows For All Pooled Cash/Investment Accounts**  
**Comparison of Six Fiscal Years**  
**June 30, 2023**

	Fiscal Year 2017-2018		Fiscal Year 2018-2019		Fiscal Year 2019-2020	
	Net Change	Month End Bal*	Net Change	Month End Bal*	Net Change	Month End Bal*
October	\$ (7,971,324)	\$ 331,604,874	\$ (6,577,674)	\$ 362,277,495	\$ (9,260,244)	\$ 370,053,869
November	\$ 33,131,597	\$ 364,736,471	\$ 48,128,205	\$ 410,405,700	\$ 39,158,339	\$ 409,212,208
December	\$ 41,846,074	\$ 406,582,545	\$ 31,350,078	\$ 441,755,778	\$ 47,023,081	\$ 456,235,289
January	\$ (5,758,898)	\$ 400,823,647	\$ (9,877,034)	\$ 431,878,744	\$ (6,941,131)	\$ 449,294,158
February	\$ 5,191,358	\$ 406,015,005	\$ 2,964,540	\$ 434,843,284	\$ (1,465,745)	\$ 447,828,413
March	\$ (4,784,411)	\$ 401,230,594	\$ (2,750,051)	\$ 432,093,233	\$ (5,997,667)	\$ 441,830,746
April	\$ 1,577,951	\$ 402,808,545	\$ (3,802,746)	\$ 428,290,487	\$ (5,331,833)	\$ 436,498,913
May	\$ (6,945,787)	\$ 395,862,758	\$ (8,379,243)	\$ 419,911,244	\$ (10,937,819)	\$ 425,561,094
June	\$ (9,710,169)	\$ 386,152,589	\$ (9,758,699)	\$ 410,152,545	\$ (13,546,695)	\$ 412,014,399
July	\$ (2,464,004)	\$ 383,688,585	\$ (13,728,763)	\$ 396,423,782	\$ (3,248,804)	\$ 408,765,595
August	\$ (8,022,779)	\$ 375,665,806	\$ (11,767,333)	\$ 384,656,449	\$ (7,041,321)	\$ 401,724,274
September	\$ (6,810,637)	\$ 368,855,169	\$ (5,342,336)	\$ 379,314,113	\$ (10,163,806)	\$ 391,560,468
Net cash flow	\$ 29,278,971		\$ 10,458,944		\$ 12,246,355	

	Fiscal Year 2020-2021		Fiscal Year 2021-2022		Fiscal Year 2022-2023	
	Net Change	Month End Bal*	Net Change	Month End Bal*	Net Change	Month End Bal*
October	\$ (8,561,737)	\$ 382,998,731	\$ 302,966	\$ 428,626,379	\$ (11,358,975)	\$ 445,251,207
November	\$ 39,238,741	\$ 422,237,472	\$ 63,526,149	\$ 492,152,528	\$ 81,589,406	\$ 526,840,613
December	\$ 57,117,548	\$ 479,355,020	\$ 25,611,495	\$ 517,764,023	\$ 23,718,570	\$ 550,559,183
January	\$ (6,119,043)	\$ 473,235,977	\$ 872,988	\$ 518,637,011	\$ (3,315,030)	\$ 547,244,153
February	\$ 12,395,392	\$ 485,631,369	\$ (7,201,984)	\$ 511,435,027	\$ (5,588,003)	\$ 541,656,150
March	\$ (12,127,894)	\$ 473,503,475	\$ (17,106,146)	\$ 494,328,881	\$ (8,973,954)	\$ 532,682,196
April	\$ (9,006,651)	\$ 464,496,824	\$ (11,640,607)	\$ 482,688,274	\$ (5,667,237)	\$ 527,014,959
May	\$ 295,126	\$ 464,791,950	\$ (5,845,338)	\$ 476,842,936	\$ (4,896,353)	\$ 522,118,606
June	\$ (5,748,174)	\$ 459,043,776	\$ (9,580,769)	\$ 467,262,167	\$ (13,714,014)	\$ 508,404,592
July	\$ (11,764,390)	\$ 447,279,386	\$ 6,361,893	\$ 473,624,060		
August	\$ (11,517,721)	\$ 435,761,665	\$ (5,770,624)	\$ 467,853,436		
September	\$ (7,438,252)	\$ 428,323,413	\$ (11,243,254)	\$ 456,610,182		
Net cash flow	\$ 36,762,945		\$ 28,286,769		\$ 51,794,410	

\*Schedule represents total assets in 801 fund-including portfolio accounts, FMV adjustments, cash in bank and utilities debt reserve.  
Excludes health insurance bank accounts utilized by Florida Blue and the Section 8 HUD bank account.  
Source: Balance Sheet for fund 801 (run by month)

**Schedule does not include OPEB investments - see separate report.**

**Schedule 7**  
**Indian River County**  
**Pooled Interest Earnings Analysis**  
**Comparison of Two Prior Fiscal Years With Current Fiscal Year**  
**June 30, 2023 Portfolio**

Mo/Yr	Treasuries & Agencies		Banks - (2) - Qualified Public Depositories																		Total Return	(3) Average Return	(4) Benchmark One Year Constant Maturity				
			TD Bank Checking		BankUnited -MM		Valley Natl Bk MM		Marine Bank MM		Regions - Bank		Regions - Lockbox		FLCLASS- Landfill		FLCLASS- BOCC		FL STAR					FL Trust-Day to Day		Utilities Reserve	
	Interest Earned	Return	Interest Earned	Return	Interest Earned	Return	Interest Earned	Return	Interest Earned	Return	Interest Earned	Return	Interest Earned	Return	Interest Earned	Return	Interest Earned	Return	Interest Earned	Return				Interest Earned	Return	Interest Earned	Return
Oct-20	\$ 213,191	1.19%	\$ 5,887	0.25%	\$ 9,711	0.35%	\$ 1,570	0.09%	\$ 2,157	0.30%	\$ 192	0.01%	\$ 1,851	1.00%	\$ 1,471	0.23%	\$ 5,862	0.23%	\$ 336	0.08%			\$ 2,470	2.55%	\$ 244,698	0.77%	0.13%
Nov-20	\$ 195,403	1.08%	\$ 5,612	0.25%	\$ 9,630	0.33%	\$ 1,758	0.09%	\$ 602	0.09%	\$ 199	0.01%	\$ 1,418	0.60%	\$ 1,435	0.24%	\$ 5,719	0.24%	\$ 331	0.08%	\$ 756	0.17%	\$ 81	0.08%	\$ 222,944	0.63%	0.12%
Dec-20	\$ 194,641	1.06%	\$ 6,391	0.20%	\$ 9,969	0.28%	\$ 2,349	0.09%	\$ 355	0.05%	\$ 261	0.01%	\$ 1,628	0.60%	\$ 1,192	0.19%	\$ 5,678	0.19%	\$ 459	0.08%	\$ 3,318	0.14%	\$ 81	0.08%	\$ 226,322	0.57%	0.10%
Jan-21	\$ 186,946	1.03%	\$ 5,812	0.20%	\$ 8,892	0.25%	\$ 2,606	0.09%	\$ 349	0.05%	\$ 224	0.01%	\$ 1,367	0.60%	\$ 820	0.13%	\$ 4,192	0.13%	\$ 428	0.07%	\$ 2,785	0.11%	\$ 81	0.08%	\$ 214,502	0.54%	0.10%
Feb-21	\$ 149,188	0.81%	\$ 6,096	0.20%	\$ 8,033	0.25%	\$ 2,412	0.09%	\$ 153	0.02%	\$ 261	0.01%	\$ 1,553	0.60%	\$ 666	0.12%	\$ 3,432	0.12%	\$ 300	0.06%	\$ 2,884	0.09%	\$ 81	0.08%	\$ 175,059	0.43%	0.07%
Mar-21	\$ 120,593	0.69%	\$ 5,651	0.20%	\$ 7,117	0.20%	\$ 2,524	0.08%	\$ 140	0.02%	\$ 320	0.01%	\$ 1,574	0.60%	\$ 666	0.11%	\$ 3,438	0.11%	\$ 210	0.04%	\$ 1,329	0.07%	\$ 81	0.08%	\$ 143,643	0.36%	0.08%
Apr-21	\$ 107,729	0.63%	\$ 5,060	0.20%	\$ 6,888	0.20%	\$ 2,097	0.07%	\$ 144	0.02%	\$ 308	0.01%	\$ 1,543	0.60%	\$ 602	0.10%	\$ 3,113	0.10%	\$ 115	0.02%	\$ 1,630	0.06%	\$ 81	0.08%	\$ 129,310	0.33%	0.06%
May-21	\$ 97,178	0.56%	\$ 5,832	0.20%	\$ 7,119	0.20%	\$ 2,010	0.07%	\$ 131	0.02%	\$ 285	0.01%	\$ 1,611	0.60%	\$ 590	0.10%	\$ 3,048	0.10%	\$ 88	0.01%	\$ 1,329	0.05%	\$ 23	0.02%	\$ 119,244	0.31%	0.05%
Jun-21	\$ 81,479	0.51%	\$ 4,454	0.20%	\$ 6,891	0.20%	\$ 2,175	0.06%	\$ 135	0.02%	\$ 341	0.01%	\$ 1,879	0.60%	\$ 482	0.08%	\$ 2,494	0.08%	\$ 129	0.02%	\$ 1,159	0.04%	\$ 23	0.02%	\$ 101,641	0.27%	0.07%
Jul-21	\$ 82,231	0.51%	\$ 4,545	0.20%	\$ 6,834	0.19%	\$ 2,500	0.08%	\$ 144	0.02%	\$ 259	0.01%	\$ 1,093	0.60%	\$ 463	0.08%	\$ 2,337	0.08%	\$ 308	0.04%	\$ 970	0.04%	\$ 23	0.02%	\$ 101,707	0.27%	0.08%
Aug-21	\$ 60,192	0.39%	\$ 4,928	0.20%	\$ 6,054	0.17%	\$ 3,438	0.10%	\$ 135	0.02%	\$ 161	0.01%	\$ 1,415	0.60%	\$ 418	0.07%	\$ 2,154	0.07%	\$ 667	0.04%	\$ 724	0.04%	\$ 23	0.02%	\$ 80,309	0.22%	0.07%
Sep-21	\$ 60,877	0.36%	\$ 2,239	0.10%	\$ 5,822	0.17%	\$ 3,084	0.10%	\$ 135	0.02%	\$ 143	0.01%	\$ 1,138	0.60%	\$ 353	0.07%	\$ 1,894	0.07%	\$ 688	0.04%	\$ 608	0.02%	\$ 23	0.02%	\$ 77,004	0.22%	0.08%
Oct-21	\$ 68,942	0.36%	\$ 2,088	0.10%	\$ 5,767	0.17%	\$ 2,078	0.08%	\$ 140	0.02%	\$ 61	0.01%	\$ 1,621	0.60%	\$ 377	0.06%	\$ 1,484	0.06%	\$ 723	0.04%	\$ 538	0.02%	\$ 23	0.02%	\$ 83,842	0.23%	0.11%
Nov-21	\$ 79,369	0.35%	\$ 2,127	0.10%	\$ 5,562	0.17%	\$ 2,271	0.08%	\$ 135	0.02%	\$ 137	0.01%	\$ 2,121	0.60%	\$ 534	0.09%	\$ 2,008	0.09%	\$ 701	0.04%	\$ 509	0.03%	\$ 23	0.02%	\$ 95,497	0.23%	0.18%
Dec-21	\$ 96,654	0.38%	\$ 2,453	0.10%	\$ 5,769	0.17%	\$ 2,340	0.08%	\$ 140	0.02%	\$ 132	0.01%	\$ 1,709	0.60%	\$ 636	0.10%	\$ 3,007	0.10%	\$ 743	0.04%	\$ 1,751	0.08%	\$ 23	0.02%	\$ 115,357	0.27%	0.30%
Jan-22	\$ 92,694	0.37%	\$ 2,010	0.10%	\$ 5,406	0.17%	\$ 2,340	0.08%	\$ 140	0.02%	\$ 132	0.01%	\$ 1,869	0.60%	\$ 624	0.10%	\$ 2,968	0.10%	\$ 754	0.04%	\$ 1,865	0.10%	\$ 23	0.02%	\$ 110,825	0.26%	0.55%
Feb-22	\$ 109,773	0.42%	\$ 1,846	0.10%	\$ 4,493	0.17%	\$ 2,014	0.08%	\$ 126	0.02%	\$ 96	0.01%	\$ 1,187	0.60%	\$ 647	0.11%	\$ 2,923	0.11%	\$ 655	0.04%	\$ 2,494	0.15%	\$ 23	0.02%	\$ 126,277	0.30%	1.00%
Mar-22	\$ 142,776	0.52%	\$ 1,624	0.10%	\$ 4,593	0.17%	\$ 1,823	0.08%	\$ 140	0.02%	\$ 18	0.01%	\$ 960	0.60%	\$ 1,700	0.27%	\$ 7,064	0.27%	\$ 2,668	0.16%	\$ 4,692	0.25%	\$ 23	0.02%	\$ 168,081	0.41%	1.34%
Apr-22	\$ 154,995	0.56%	\$ 2,391	0.20%	\$ 5,232	0.35%	\$ 3,009	0.19%	\$ 140	0.02%	\$ 37	0.01%	\$ 887	0.60%	\$ 5,846	0.47%	\$ 11,376	0.47%	\$ 5,463	0.33%	\$ 7,563	0.42%	\$ 23	0.02%	\$ 196,962	0.49%	1.89%
May-22	\$ 172,989	0.63%	\$ 2,452	0.20%	\$ 14,959	0.65%	\$ 5,525	0.33%	\$ 135	0.02%	\$ 18	0.01%	\$ 991	0.80%	\$ 4,769	0.75%	\$ 18,870	0.75%	\$ 12,912	0.76%	\$ 14,465	0.78%	\$ 931	0.95%	\$ 249,016	0.63%	2.06%
Jun-22	\$ 178,073	0.65%	\$ 6,687	0.60%	\$ 17,684	0.80%	\$ 8,275	0.76%	\$ 120	0.02%	\$ 17	0.01%	\$ 1,875	1.40%	\$ 6,464	1.07%	\$ 26,233	1.07%	\$ 19,197	1.17%	\$ 20,779	1.15%	\$ 931	0.95%	\$ 286,335	0.74%	2.65%
Jul-22	\$ 188,880	0.70%	\$ 12,176	0.95%	\$ 27,198	1.31%	\$ 12,227	1.17%	\$ 89	0.02%	\$ 885	0.32%	\$ 2,040	2.00%	\$ 9,963	1.61%	\$ 40,675	1.61%	\$ 28,685	1.68%	\$ 31,496	1.60%	\$ 931	0.95%	\$ 355,245	0.90%	3.02%
Aug-22	\$ 195,244	0.72%	\$ 28,471	1.60%	\$ 39,518	1.95%	\$ 18,989	1.63%	\$ 1,542	0.18%	\$ 2,330	1.26%	\$ 3,580	2.00%	\$ 13,413	2.16%	\$ 54,764	2.16%	\$ 37,512	2.20%	\$ 46,000	2.16%	\$ 931	0.95%	\$ 442,294	1.13%	3.28%
Sept-22	\$ 207,261	0.77%	\$ 22,816	1.60%	\$ 41,166	2.10%	\$ 25,292	2.33%	\$ 172	0.20%	\$ 2,505	1.49%	\$ 3,393	2.60%	\$ 15,224	2.54%	\$ 62,425	2.54%	\$ 39,891	2.41%	\$ 50,529	2.44%	\$		\$ 470,674	1.24%	3.89%
Oct-22	\$ 229,584	0.85%	\$ 31,412	2.50%	\$ 42,666	2.59%	\$ 28,995	2.58%	\$ -	0.73%	\$ 3,526	2.02%	\$ 2,125	2.60%	\$ 23,436	3.17%	\$ 76,699	3.17%	\$ 50,257	2.93%	\$ 62,593	2.93%	\$		\$ 551,293	1.49%	4.43%
Nov-22	\$ 338,785	1.15%	\$ 53,580	3.20%	\$ 53,572	3.42%	\$ 34,000	3.17%	\$ 0.17	1.21%	\$ 5,000	2.74%	\$ 2,985	3.20%	\$ 27,518	3.83%	\$ 83,132	3.83%	\$ 59,417	3.58%	\$ 74,935	3.58%	\$		\$ 732,924	1.67%	4.73%
Dec-22	\$ 426,946	1.36%	\$ 65,031	3.20%	\$ 79,524	3.60%	\$ 63,499	3.75%	\$ 10,613	2.53%	\$ 25,859	3.10%	\$ 2,608	3.60%	\$ 32,262	4.33%	\$ 127,121	4.33%	\$ 68,369	3.97%	\$ 111,133	3.97%	\$		\$ 1,012,965	2.21%	4.68%
Jan-23	\$ 457,744	1.45%	\$ 54,384	3.70%	\$ 92,588	4.07%	\$ 76,374	4.19%	\$ 10,650	2.53%	\$ 24,510	3.30%	\$ 2,886	3.60%	\$ 34,143	4.57%	\$ 132,744	4.57%	\$ 74,533	4.31%	\$ 113,018	4.26%	\$		\$ 1,073,574	2.35%	4.69%
Feb-23	\$ 457,472	1.50%	\$ 55,702	3.70%	\$ 85,653	4.15%	\$ 71,579	4.33%	\$ 9,639	2.53%	\$ 21,772	3.55%	\$ 2,603	3.80%	\$ 32,046	4.73%	\$ 124,591	4.73%	\$ 71,541	4.57%	\$ 106,988	4.56%	\$		\$ 1,039,586	2.30%	4.93%
Mar-23	\$ 518,620	1.68%	\$ 58,831	3.85%	\$ 96,390	4.35%	\$ 82,563	4.57%	\$ 11,384	2.53%	\$ 24,772	3.63%	\$ 2,979	4.00%	\$ 36,282	4.82%	\$ 138,643	4.82%	\$ 81,683	4.69%	\$ 121,100	4.70%	\$		\$ 1,173,247	2.64%	4.68%
Apr-23	\$ 534,612	1.76%	\$ 57,262	4.00%	\$ 89,223	4.51%	\$ 70,118	4.81%	\$ 10,925	2.86%	\$ 18,419	3.82%	\$ 2,095	4.00%	\$ 36,518	4.99%	\$ 133,753	4.99%	\$ 82,245	4.87%	\$ 114,638	4.84%	\$		\$ 1,149,808	2.62%	4.68%
May-23	\$ 566,145	1.90%	\$ 77,123	4.25%	\$ 97,766	4.77%	\$ 86,040	5.00%	\$ 17,196	4.08%	\$ 22,211	4.03%	\$ 2,696	4.20%	\$ 37,008	5.14%	\$ 143,230	5.14%	\$ 88,851	5.06%	\$ 122,399	4.99%	\$		\$ 1,260,665	2.90%	4.91%
Jun-23	\$ 589,516	2.03%	\$ 60,722	4.25%	\$ 95,776	4.85%	\$ 82,236	5.24%	\$ 17,812	4.08%	\$ 18,072	4.07%	\$ 1,644	4.20%	\$ 35,614	5.22%	\$ 137,892	5.22%	\$ 86,882	5.10%	\$ 118,101	5.08%	\$		\$ 1,244,267	2.94%	5.24%

Notes:  
1) "Investments" are accrued interest on coupon instruments.  
2) "Bank" is cash received on the overnight investment of the County's cash in the bank.  
3) Average return is computed by dividing total interest income for the month by the monthly cash balances listed on schedule 6. Does not include mark to market.  
4) Source of one-year treasury rates is the Federal Reserve website.

**This report does not include OPEB funds.**

**Schedule 8**  
**Indian River County**  
**Allocation of Pooled Cash and Investments By Fund Types**  
**Balance in Funds as of June 30, 2023**

	<u>Pooled Investments</u>
General Fund	\$ 112,492,074
Special Revenue Funds	\$ 137,555,292
Debt Service Funds	\$ 597,786
Capital Project Fund	\$ 95,007,910
Solid Waste Fund	\$ 38,032,860
Golf Course Fund	\$ 3,473,506
Building Fund	\$ 7,052,421
Utilities Funds	\$ 73,461,399
Fleet Fund	\$ 113,349
Insurance Funds	\$ 35,958,261
Information Technology Fund	\$ 3,013,143
Fiduciary Fund	\$ 1,646,591
Total Investments	<u>\$ 508,404,592</u>

Schedule includes all pooled investments, FMV adjustments, and cash in bank.  
Excludes Section 8 HUD bank account.

**Schedule does not include OPEB investments - see separate report.**