

Ryan L. Butler

Clerk of Circuit Court & Comptroller
1801 27th Street
Vero Beach, FL 32960
Telephone: (772) 226-3100



TO: Board of County Commissioners

FROM: Elissa Nagy, Chief Deputy Comptroller

THRU: Ryan L. Butler, Clerk of the Circuit Court and Comptroller

DATE: May 10, 2024

SUBJECT: Quarterly Investment Report for Quarter Ending 3/31/2024

BACKGROUND

Attached to this memorandum is the composition of the investment portfolio and investment earnings for the second quarter of fiscal year 2024. This report was reviewed by our investment advisory committee on May 9, 2024.

RECOMMENDATION

Staff recommends that the Board of County Commissioners accept the attached Quarterly Investment Report.

Ryan L. Butler

Clerk of Circuit Court & Comptroller
1801 27th Street
Vero Beach, FL 32960
Telephone: (772) 226-3100



Indian River County Investment Advisory Committee Quarterly Investment Report

January 1, 2024 through March 31, 2024

INVESTMENT POLICY

In accordance with Section 218.415, Florida Statutes, the Board of County Commissioners adopted an Investment Policy to govern the investment of county funds by the Clerk of the Circuit Court & Comptroller. The Policy states the primary objectives of investment activities are to preserve capital and to provide sufficient liquidity to meet the cash flow needs of the county. Investment returns are secondary to the requirements for safety and liquidity.

INVESTMENT ADVISORY COMMITTEE

An Investment Advisory Committee meets quarterly to review the previous quarter's investment activities, evaluate current and future liquidity needs, and recommend investment strategies. The Committee consists of the County Administrator, or his designee, and a minimum of two qualified citizens with investment or financial management expertise. Kristin Daniels, Budget Director, is the County Administrator's designee. The individuals with investment expertise who have agreed to serve are: David W. Griffis, Founding Principal Vero Beach Global Advisors, Ted Libby, Senior Portfolio Manager with Cypress Capital Group; and Bill Penney, President & CEO of Marine Bank and Trust Company. Also present at the meetings are the Clerk of the Circuit Court & Comptroller, Chief Deputy Comptroller, Assistant Chief Deputy Comptroller, Internal Audit Director and Senior Accountant.

AUTHORIZED INVESTMENTS

As permitted by the Investment Policy, surplus funds were invested only in the following types of investments:

Federal Farm Credit Banks bonds and discount notes (FFCB),
Federal Home Loan Banks bonds and discount notes (FHLB),
Federal Home Loan Mortgage Corporation bonds and discount notes (FHLMC),
Federal National Mortgage Association bonds and discount notes (FNMA),
Treasury Notes and Bills,
Other intergovernmental investment pool authorized pursuant to the Florida Interlocal Cooperation Act as provided in F.S. 163.01,
Certificates of Deposit (CDs), Money Market Funds, and Repurchase Agreements.

INVESTMENT ACTIVITY

As of March 31, 2024, the investments portfolio book value was \$588,110,295 with a market value of \$588,368,680. Of the \$588,110,295 portfolio total, \$440,828,741 is restricted for the following purposes:

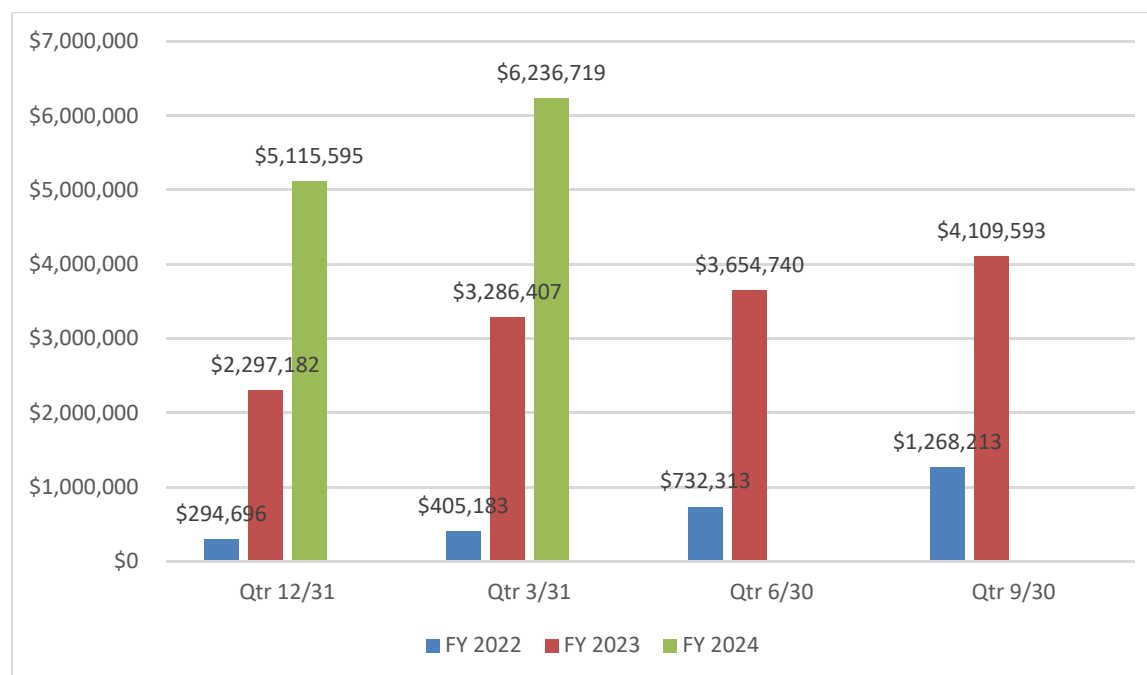
\$	147,529,209	33.47% Special revenue projects
\$	487,526	0.11% Debt service
\$	104,622,266	23.73% Capital projects
\$	185,656,502	42.12% Business-type activities
\$	2,533,238	0.57% Fiduciary funds
\$	<u>440,828,741</u>	

QUARTERLY AVERAGE YIELD

The overall average yield for the quarter ended March 31, 2024 was 4.20%. The overall average yield for the quarter ended December 31, 2023 was 3.82%.

QUARTERLY INVESTMENT EARNINGS

The chart below shows the change in the investment earnings per quarter since December 31, 2021:



The weighted average maturity of the treasury and agency investments as of March 31, 2024 is 13 months. Coupon yields on the individual investments ranged from 0.25% to 5.75%.

Information on investment activity, total cash flows, interest earnings, and charts providing additional information regarding the investment of surplus funds such as the portfolio composition and maturity distribution are attached.

The attached schedules list the portfolio composition and activity for the quarter ending March 31, 2024:

- Schedule 1 Portfolio sorted by type of debt instrument
- Schedule 2 Portfolio sorted by maturity date
- Schedule 3 Portfolio by maturity date bar graph
- Schedule 4 Portfolio by type pie chart
- Schedule 5 Investment purchases, calls and maturities for the quarter
- Schedule 6 Summary of cash flows and balances by month
- Schedule 7 Interest earnings summary
- Schedule 8 Allocation of investments by fund types (unrestricted and restricted balances)

Schedule 1
Indian River County, Florida
Board of County Commissioners
Investments By Type
March 31, 2024

Investment Type	CUSIP	Coupon/ Yield	Purchase Date	Maturity Date	Years To Maturity	Yield To Maturity	03/31/24		Portfolio %
							Original Par Amount	Book Value	
FFCB Callable	3133ENCV0	0.670%	11/02/21	05/02/24	0.09	0.670%	\$ 3,000,000.00	\$ 3,000,000.00	
FFCB Bullet	3133ENWP1	2.625%	06/01/23	05/16/24	0.13	5.213%	\$ 3,000,000.00	\$ 2,928,300.00	
FFCB Bullet	3133ENG20	3.300%	11/07/22	08/15/24	0.38	4.787%	\$ 3,000,000.00	\$ 2,924,910.00	
FFCB Bullet	3133ENJ84	3.375%	03/24/23	08/26/24	0.41	3.957%	\$ 3,000,000.00	\$ 2,976,000.00	
FFCB Callable	3133ENQC7	1.940%	03/03/22	09/03/24	0.43	1.940%	\$ 3,000,000.00	\$ 3,000,000.00	
FFCB Callable	3133ENS68	4.620%	10/17/22	10/17/24	0.55	4.620%	\$ 2,000,000.00	\$ 2,000,000.00	
FFCB Bullet	3133ENCA6	0.700%	10/25/21	10/25/24	0.57	0.700%	\$ 3,000,000.00	\$ 3,000,000.00	
FFCB Bullet	3133EPR31	4.875%	12/21/23	01/17/25	0.80	4.878%	\$ 3,000,000.00	\$ 3,000,000.00	
FFCB Bullet	3133EPFL4	4.000%	04/26/23	03/10/25	0.94	4.185%	\$ 3,000,000.00	\$ 2,990,160.00	
FFCB Bullet	3133EP4M4	5.000%	03/01/24	03/28/25	0.99	5.004%	\$ 3,000,000.00	\$ 3,000,000.00	
FFCB Bullet	3133EPHE8	4.250%	11/09/23	04/28/25	1.08	5.165%	\$ 3,000,000.00	\$ 2,961,600.00	
FFCB Callable	3133EPPQ3	5.330%	07/24/23	07/24/25	1.32	5.330%	\$ 3,000,000.00	\$ 3,000,000.00	
FFCB Callable	3133EPTD7	5.370%	08/14/23	08/14/25	1.37	5.370%	\$ 3,000,000.00	\$ 3,000,000.00	
FFCB Bullet	3133EPVY8	5.000%	09/15/23	09/15/25	1.46	5.021%	\$ 3,000,000.00	\$ 2,998,800.00	
FFCB Callable	3133EPA88	5.490%	11/06/23	11/06/25	1.60	5.490%	\$ 3,000,000.00	\$ 3,000,000.00	
FFCB Callable	3133EPTW5	5.100%	08/25/23	08/25/26	2.40	5.100%	\$ 3,000,000.00	\$ 3,000,000.00	
FFCB Callable	3133EPWS0	5.200%	09/25/23	09/25/26	2.49	5.200%	\$ 3,000,000.00	\$ 3,000,000.00	
FFCB Callable	3133EPM28	4.830%	12/11/23	12/11/26	2.70	4.830%	\$ 3,000,000.00	\$ 3,000,000.00	
FFCB Callable	3133EPR80	5.000%	01/08/24	01/08/27	2.78	5.000%	\$ 3,000,000.00	\$ 3,000,000.00	
FFCB Bullet	3133EP2T1	4.250%	02/12/24	02/12/27	2.87	4.259%	\$ 3,000,000.00	\$ 2,988,780.00	
							<u>\$ 59,000,000.00</u>	<u>\$ 58,768,550.00</u>	10.01%
FHLB Callable	3130ARNK3	2.625%	04/29/22	04/26/24	0.07	2.625%	\$ 3,000,000.00	\$ 3,000,000.00	
FHLB Callable	3130AMV33	0.300%	06/29/21	04/29/24	0.08	0.300%	\$ 3,000,000.00	\$ 3,000,000.00	
FHLB Callable	3130AMMM1	0.375%	06/03/21	06/03/24	0.18	0.375%	\$ 3,000,000.00	\$ 3,000,000.00	
FHLB Callable	3130AALM2	0.375%	06/07/21	06/07/24	0.19	0.375%	\$ 3,000,000.00	\$ 3,000,000.00	
FHLB Callable	3130AMKX9	0.400%	06/07/21	06/07/24	0.19	0.400%	\$ 3,000,000.00	\$ 3,000,000.00	
FHLB Callable	3130AMKZ4	0.400%	06/10/21	06/10/24	0.19	0.400%	\$ 3,000,000.00	\$ 3,000,000.00	
FHLB Callable	3130APYD1	0.900%	12/14/21	06/14/24	0.21	0.900%	\$ 3,000,000.00	\$ 3,000,000.00	
FHLB Callable	3130AMSF0	0.400%	07/01/21	06/28/24	0.24	0.471%	\$ 3,000,000.00	\$ 2,993,700.00	
FHLB Callable	3130AMXQ0	0.475%	07/12/21	07/12/24	0.28	0.475%	\$ 3,000,000.00	\$ 3,000,000.00	
FHLB Callable	3130AMZ88	0.520%	07/12/21	07/12/24	0.28	0.520%	\$ 3,000,000.00	\$ 3,000,000.00	
FHLB Callable	3130APQV0	1.000%	11/16/21	08/16/24	0.38	1.000%	\$ 3,000,000.00	\$ 3,000,000.00	
FHLB Callable	3130APBS2	1.000%	11/23/21	08/23/24	0.40	1.000%	\$ 3,000,000.00	\$ 3,000,000.00	
FHLB Callable	3130ANVA5	0.500%	09/10/21	09/10/24	0.45	0.500%	\$ 3,000,000.00	\$ 3,000,000.00	
FHLB Callable	3130ANRP7	0.500%	09/13/21	09/13/24	0.45	0.500%	\$ 3,000,000.00	\$ 3,000,000.00	
FHLB Bullet	3130ATT31	4.500%	11/07/22	10/03/24	0.51	4.817%	\$ 3,000,000.00	\$ 2,982,930.00	
FHLB Callable	3130APAA3	0.555%	10/21/21	10/21/24	0.56	0.555%	\$ 3,000,000.00	\$ 3,000,000.00	
FHLB Callable	3130ATME4	5.000%	10/27/22	01/27/25	0.83	5.000%	\$ 2,000,000.00	\$ 2,000,000.00	
FHLB Callable	3130AYDF0	5.000%	01/05/24	07/01/25	1.25	5.000%	\$ 3,000,000.00	\$ 3,000,000.00	
FHLB Callable	3130B0HS1	5.150%	03/15/24	09/12/25	1.45	5.150%	\$ 3,000,000.00	\$ 3,000,000.00	
FHLB Callable	3130AX5H7	5.500%	09/11/23	09/11/26	2.45	5.500%	\$ 3,000,000.00	\$ 3,000,000.00	
							<u>\$ 59,000,000.00</u>	<u>\$ 58,976,630.00</u>	10.04%
FHLMC Callable	3134GXUH5	3.000%	05/27/22	05/24/24	0.15	3.000%	\$ 3,000,000.00	\$ 3,000,000.00	
FHLMC Callable	3134GY3X8	5.100%	11/30/22	08/30/24	0.42	5.104%	\$ 2,000,000.00	\$ 2,000,000.00	
FHLMC Callable	3134GXT61	4.000%	09/13/22	09/13/24	0.45	4.000%	\$ 2,000,000.00	\$ 2,000,000.00	
FHLMC Callable	3134GYA69	5.000%	12/27/22	09/27/24	0.49	5.005%	\$ 3,000,000.00	\$ 3,000,000.00	
FHLMC Callable	3134GX3D4	4.500%	09/30/22	09/30/24	0.50	4.500%	\$ 2,000,000.00	\$ 2,000,000.00	
FHLMC Callable	3134GXZJ6	3.500%	06/30/22	09/30/24	0.50	3.500%	\$ 2,000,000.00	\$ 2,000,000.00	
FHLMC Callable	3134GX8B8	4.000%	07/18/22	10/18/24	0.55	4.000%	\$ 2,000,000.00	\$ 2,000,000.00	
FHLMC Callable	3134GXRC0	3.000%	05/05/22	11/05/24	0.60	3.000%	\$ 3,000,000.00	\$ 3,000,000.00	
FHLMC Callable	3134GXK86	4.000%	08/18/22	11/18/24	0.64	4.000%	\$ 2,000,000.00	\$ 2,000,000.00	
FHLMC Callable	3134GYJ29	5.150%	02/17/23	02/14/25	0.88	5.195%	\$ 3,000,000.00	\$ 2,997,450.00	
FHLMC Callable	3134GXS88	4.000%	11/03/23	02/28/25	0.92	5.335%	\$ 3,000,000.00	\$ 2,949,420.00	
FHLMC Callable	3134GYUJ9	5.375%	06/28/23	03/28/25	0.99	5.380%	\$ 3,000,000.00	\$ 3,000,000.00	
FHLMC Callable	3134GYPC0	5.375%	11/03/23	04/24/25	1.07	5.485%	\$ 3,000,000.00	\$ 2,995,320.00	
FHLMC Callable	3134H1QA4	4.850%	01/24/23	10/24/25	1.57	4.854%	\$ 3,000,000.00	\$ 3,000,000.00	
FHLMC Callable	3134H1NW9	4.900%	01/11/24	01/06/26	1.77	4.900%	\$ 3,000,000.00	\$ 3,000,000.00	
							<u>\$ 39,000,000.00</u>	<u>\$ 38,942,190.00</u>	6.63%
FNMA Callable	3136G47L1	0.350%	09/28/21	04/26/24	0.07	0.434%	\$ 3,000,000.00	\$ 2,993,520.00	
FNMA Callable	3135GHP9	5.100%	05/15/23	11/15/24	0.63	5.100%	\$ 3,000,000.00	\$ 3,000,000.00	
FNMA Bullet	3135G0X24	1.625%	01/31/23	01/07/25	0.77	4.307%	\$ 3,000,000.00	\$ 2,852,250.00	
FNMA Callable	3135GAKH3	5.350%	12/08/23	06/06/25	1.18	5.350%	\$ 3,000,000.00	\$ 3,000,000.00	
FNMA Callable	3135GACX7	3.850%	04/26/23	08/28/25	1.41	4.520%	\$ 3,000,000.00	\$ 2,955,690.00	
FNMA Callable	3135GAJT9	5.750%	10/30/23	10/30/25	1.58	5.750%	\$ 3,000,000.00	\$ 3,000,000.00	
FNMA Callable	3135GANF4	5.050%	02/06/24	02/06/26	1.85	5.050%	\$ 3,000,000.00	\$ 3,000,000.00	
FNMA Callable	3135GAQR5	5.050%	03/28/26	03/26/26	1.99	5.050%	\$ 3,000,000.00	\$ 3,000,000.00	
FNMA Callable	3135GAL58	5.000%	01/05/24	01/04/27	2.76	5.000%	\$ 3,000,000.00	\$ 3,000,000.00	
							<u>\$ 27,000,000.00</u>	<u>\$ 26,801,460.00</u>	4.56%
Treasury Note	91282CBV2	0.375%	09/27/21	04/15/24	0.04	0.418%	\$ 4,000,000.00	\$ 3,995,640.00	
Treasury Note	91282CBV2	0.375%	10/19/21	04/15/24	0.04	0.572%	\$ 3,000,000.00	\$ 2,985,450.00	
Treasury Note	91282CEK3	2.500%	12/09/22	04/30/24	0.08	4.596%	\$ 3,000,000.00	\$ 2,916,045.00	
Treasury Note	91282CCC3	0.250%	12/03/21	05/15/24	0.12	0.770%	\$ 3,000,000.00	\$ 2,962,170.00	
Treasury Note	91282CCC3	0.250%	08/23/21	05/15/24	0.12	0.375%	\$ 3,000,000.00	\$ 2,989,860.00	
Treasury Note	912828XT2	2.000%	04/07/22	05/31/24	0.17	2.552%	\$ 3,000,000.00	\$ 2,965,560.00	

Schedule 1
Indian River County, Florida
Board of County Commissioners
Investments By Type
March 31, 2024

Investment Type	CUSIP	Coupon/ Yield	Purchase Date	Maturity Date	Years To Maturity	Yield To Maturity	Original Par Amount	03/31/24		Portfolio %
								Book Value		
Treasury Note	91282CCL3	0.375%	10/08/21	07/15/24	0.29	0.500%	\$ 3,000,000.00	\$ 2,989,710.00		
Treasury Note	912828V87	1.750%	12/13/22	07/31/24	0.33	4.529%	\$ 3,000,000.00	\$ 2,870,100.00		
Treasury Note	9128282N9	2.125%	11/30/22	07/31/24	0.33	4.642%	\$ 3,000,000.00	\$ 2,880,000.00		
Treasury Note	9128282N9	2.125%	07/19/22	07/31/24	0.33	3.157%	\$ 2,000,000.00	\$ 1,959,660.00		
Treasury Note	91282CCT6	0.375%	12/03/21	08/15/24	0.38	0.825%	\$ 3,000,000.00	\$ 2,964,000.00		
Treasury Note	9128282U3	1.875%	10/06/22	08/31/24	0.42	4.198%	\$ 2,000,000.00	\$ 1,915,936.00		
Treasury Note	9282CFQ9	4.375%	12/01/22	10/31/24	0.59	4.572%	\$ 3,000,000.00	\$ 2,989,170.00		
Treasury Note	9128283V0	2.500%	11/18/22	01/31/25	0.84	4.403%	\$ 3,000,000.00	\$ 2,881,350.00		
Treasury Note	91282CGG0	4.125%	03/03/23	01/31/25	0.84	4.954%	\$ 3,000,000.00	\$ 2,955,000.00		
Treasury Note	91282CGG0	4.125%	02/06/24	01/31/25	0.84	4.834%	\$ 3,000,000.00	\$ 2,979,840.00		
Treasury Note	91282CDZ1	1.500%	11/18/22	02/15/25	0.88	4.413%	\$ 3,000,000.00	\$ 2,815,320.00		
Treasury Note	91282CDZ1	1.500%	08/17/23	02/15/25	0.88	5.175%	\$ 3,000,000.00	\$ 2,843,370.00		
Treasury Note	91282CGN5	4.625%	03/14/24	02/28/25	0.92	5.029%	\$ 3,000,000.00	\$ 2,988,690.00		
Treasury Note	9128282C7	1.125%	11/30/22	02/28/25	0.92	4.398%	\$ 3,000,000.00	\$ 2,791,875.00		
Treasury Note	91282CED9	1.750%	12/01/22	03/15/25	0.96	4.446%	\$ 3,000,000.00	\$ 2,825,859.38		
Treasury Note	91282CGU9	3.875%	11/07/23	03/31/25	1.00	5.118%	\$ 3,000,000.00	\$ 2,950,260.00		
Treasury Note	91282CGU9	3.875%	12/15/23	03/31/25	1.00	4.628%	\$ 3,000,000.00	\$ 2,971,800.00		
Treasury Note	91282CEH0	2.625%	12/12/22	04/15/25	1.04	4.220%	\$ 3,000,000.00	\$ 2,894,296.88		
Treasury Note	91282CEH0	2.625%	11/03/23	04/15/25	1.04	5.124%	\$ 3,000,000.00	\$ 2,896,590.00		
Treasury Note	91282CGX3	3.875%	11/16/23	04/30/25	1.08	5.069%	\$ 3,000,000.00	\$ 2,950,260.00		
Treasury Note	9128284M9	2.875%	12/12/22	04/30/25	1.08	4.206%	\$ 3,000,000.00	\$ 2,910,234.38		
Treasury Note	91282CEQ0	2.750%	01/31/23	05/15/25	1.12	4.149%	\$ 3,000,000.00	\$ 2,909,220.00		
Treasury Note	91282CEQ0	2.750%	08/17/23	05/15/25	1.12	5.064%	\$ 3,000,000.00	\$ 2,885,340.00		
Treasury Note	91282CHD6	4.250%	01/17/24	05/31/25	1.17	4.422%	\$ 3,000,000.00	\$ 2,993,070.00		
Treasury Note	91282CHD6	4.250%	12/06/23	05/31/25	1.17	4.826%	\$ 3,000,000.00	\$ 2,975,507.81		
Treasury Note	9128284R8	2.875%	05/18/23	05/31/25	1.17	4.090%	\$ 3,000,000.00	\$ 2,929,440.00		
Treasury Note	91282CEU1	2.875%	02/17/23	06/15/25	1.21	4.500%	\$ 3,000,000.00	\$ 2,893,425.00		
Treasury Note	91282CEU1	2.875%	07/18/23	06/15/25	1.21	4.797%	\$ 3,000,000.00	\$ 2,895,900.00		
Treasury Note	91282CHL8	4.625%	03/01/24	06/30/25	1.25	4.841%	\$ 3,000,000.00	\$ 2,991,562.50		
Treasury Note	912828XZ8	2.750%	07/18/23	06/30/25	1.25	4.769%	\$ 3,000,000.00	\$ 2,888,388.00		
Treasury Note	912828XZ8	2.750%	03/24/23	06/30/25	1.25	3.825%	\$ 3,000,000.00	\$ 2,930,390.63		
Treasury Note	91282CEY3	3.000%	03/24/23	07/15/25	1.29	3.811%	\$ 3,000,000.00	\$ 2,946,562.50		
Treasury Note	91282CEY3	3.000%	01/17/24	07/15/25	1.29	4.327%	\$ 3,000,000.00	\$ 2,942,970.00		
Treasury Note	912828V79	2.875%	05/18/23	07/31/25	1.33	4.011%	\$ 3,000,000.00	\$ 2,928,690.00		
Treasury Note	912828V79	2.875%	02/06/24	07/31/25	1.33	4.586%	\$ 3,000,000.00	\$ 2,927,295.00		
Treasury Note	91282CFE6	3.125%	09/12/23	08/15/25	1.38	5.005%	\$ 3,000,000.00	\$ 2,897,695.31		
Treasury Note	91282CFE6	3.125%	12/15/23	08/15/25	1.38	4.453%	\$ 3,000,000.00	\$ 2,936,484.38		
Treasury Note	9128284Z0	2.750%	05/26/23	08/31/25	1.42	4.331%	\$ 3,000,000.00	\$ 2,898,690.00		
Treasury Note	91282CHV6	5.000%	09/19/23	08/31/25	1.42	5.048%	\$ 3,000,000.00	\$ 2,997,300.00		
Treasury Note	91282CFK2	3.500%	05/26/23	09/15/25	1.46	4.326%	\$ 3,000,000.00	\$ 2,946,093.75		
Treasury Note	91282CFK2	3.500%	11/06/23	09/15/25	1.46	4.932%	\$ 3,000,000.00	\$ 2,924,531.25		
Treasury Note	9128285C0	3.000%	12/06/23	09/30/25	1.50	4.630%	\$ 3,000,000.00	\$ 2,915,574.00		
Treasury Note	9128285C0	3.000%	11/06/23	09/30/25	1.50	4.900%	\$ 3,000,000.00	\$ 2,897,760.00		
Treasury Note	91282CFP1	4.250%	11/06/23	10/15/25	1.54	4.906%	\$ 3,000,000.00	\$ 2,963,906.25		
Treasury Note	91282CFP1	4.250%	12/19/23	10/15/25	1.54	4.472%	\$ 3,000,000.00	\$ 2,988,281.25		
Treasury Note	91282CIE2	5.000%	11/14/23	10/31/25	1.59	5.067%	\$ 3,000,000.00	\$ 2,996,250.00		
Treasury Note	91282CFW6	4.500%	12/06/23	11/15/25	1.63	4.598%	\$ 3,000,000.00	\$ 2,994,492.19		
Treasury Note	91282CGE5	3.875%	01/17/24	01/15/26	1.79	4.164%	\$ 3,000,000.00	\$ 2,983,590.00		
Treasury Note	91282CIV4	4.250%	02/22/24	01/31/26	1.84	4.593%	\$ 3,000,000.00	\$ 2,981,015.63		
Treasury Note	91282CGL9	4.000%	12/12/23	02/15/26	1.88	4.672%	\$ 3,000,000.00	\$ 2,958,600.00		
Treasury Note	91282CGL9	4.000%	02/22/24	02/15/26	1.88	4.567%	\$ 3,000,000.00	\$ 2,968,125.00		
Treasury Note	91282CGR6	4.625%	11/16/23	03/15/26	1.96	4.762%	\$ 3,000,000.00	\$ 2,990,859.38		
Treasury Note	91282CGV7	3.750%	12/14/23	04/15/26	2.04	4.532%	\$ 3,000,000.00	\$ 2,948,400.00		
Treasury Note	91282CGV7	3.750%	11/17/23	04/15/26	2.04	4.678%	\$ 3,000,000.00	\$ 2,937,180.00		
Treasury Note	91282CHB0	3.625%	12/14/23	05/15/26	2.12	4.505%	\$ 3,000,000.00	\$ 2,940,000.00		
Treasury Note	91282CHB0	3.625%	11/17/23	05/15/26	2.12	4.648%	\$ 3,000,000.00	\$ 2,928,515.63		
Treasury Note	91282CHH7	4.125%	12/19/23	06/15/26	2.21	4.232%	\$ 3,000,000.00	\$ 2,992,500.00		
Treasury Note	91282CHM6	4.500%	02/28/24	07/15/26	2.29	4.575%	\$ 3,000,000.00	\$ 2,994,840.00		
Treasury Note	91282CHU8	4.375%	03/14/24	08/15/26	2.38	4.470%	\$ 3,000,000.00	\$ 2,993,436.00		
Treasury Note	91282CHU8	4.375%	12/12/23	08/15/26	2.38	4.533%	\$ 3,000,000.00	\$ 2,988,046.88		
							<u>\$ 197,000,000.00</u>	<u>\$ 193,037,974.98</u>		32.87%
Regions Bank Money Market								\$ 18,626,319.67		3.17%
Regions Bank Lockbox Accounts								\$ 659,678.35		0.11%
TD Bank Checking Account								\$ 22,579,784.98		3.84%
BankUnited Money Market								\$ 27,745,460.73		4.72%
Valley National Bank Government Interest Checking								\$ 26,548,377.35		4.52%
Marine Bank Business Money Market								\$ 5,242,773.68		0.89%
Florida Trust Day to Day Fund								\$ 38,443,103.08		6.55%
FL STAR								\$ 21,684,337.21		3.69%
FL CLASS - BOCC Funds								\$ 38,332,907.03		6.53%
Total General Cash & Equivalents - Unrestricted								<u>\$ 576,389,547.06</u>		
Restricted Cash - Landfill										
FL CLASS-Landfill Closure & Postclosure Reserves								\$ 10,958,461.91		1.87%
Total Pooled Cash & Equivalents								<u>\$ 587,348,008.97</u>		<u>100.00%</u>
Restricted Cash - Housing Account								<u>\$762,286.25</u>		
Total Portfolio								<u>\$588,110,295.22</u>		

Note: See separate investment report for OPEB funds.

Schedule 2
Indian River County, Florida
Board of County Commissioners
Investment By Maturity Date
March 31, 2024

		03/31/24							
Investment Type	CUSIP	Coupon/ Yield	Purchase Date	Maturity Date	Years To Maturity	Yield To Maturity	Original Par Amount	Book Value	Mo Cash Flow
Treasury Note	91282CBV2	0.375%	09/27/21	04/15/24	0.04	0.418%	\$ 4,000,000.00	\$ 3,995,640.00	
Treasury Note	91282CBV2	0.375%	10/19/21	04/15/24	0.04	0.572%	\$ 3,000,000.00	\$ 2,985,450.00	
FNMA Callable	3136G47L1	0.350%	09/28/21	04/26/24	0.07	0.434%	\$ 3,000,000.00	\$ 2,993,520.00	
FHLB Callable	3130ARNK3	2.625%	04/29/22	04/26/24	0.07	2.625%	\$ 3,000,000.00	\$ 3,000,000.00	
FHLB Callable	3130AMV33	0.300%	06/29/21	04/29/24	0.08	0.300%	\$ 3,000,000.00	\$ 3,000,000.00	
Treasury Note	91282CEK3	2.500%	12/09/22	04/30/24	0.08	4.596%	\$ 3,000,000.00	\$ 2,916,045.00	\$ 19,000,000.00
FFCB Callable	3133ENCVO	0.670%	11/02/21	05/02/24	0.09	0.670%	\$ 3,000,000.00	\$ 3,000,000.00	
Treasury Note	91282CCC3	0.250%	12/03/21	05/15/24	0.12	0.770%	\$ 3,000,000.00	\$ 2,962,170.00	
Treasury Note	91282CCC3	0.250%	08/23/21	05/15/24	0.12	0.375%	\$ 3,000,000.00	\$ 2,989,860.00	
FFCB Bullet	3133ENWP1	2.625%	06/01/23	05/16/24	0.13	5.213%	\$ 3,000,000.00	\$ 2,928,300.00	
FHLMC Callable	3134GXUH5	3.000%	05/27/22	05/24/24	0.15	3.000%	\$ 3,000,000.00	\$ 3,000,000.00	
Treasury Note	912828XT2	2.000%	04/07/22	05/31/24	0.17	2.552%	\$ 3,000,000.00	\$ 2,965,560.00	\$ 18,000,000.00
FHLB Callable	3130AMMM1	0.375%	06/03/21	06/03/24	0.18	0.375%	\$ 3,000,000.00	\$ 3,000,000.00	
FHLB Callable	3130AMLM2	0.375%	06/07/21	06/07/24	0.19	0.375%	\$ 3,000,000.00	\$ 3,000,000.00	
FHLB Callable	3130AMKX9	0.400%	06/07/21	06/07/24	0.19	0.400%	\$ 3,000,000.00	\$ 3,000,000.00	
FHLB Callable	3130AMKZ4	0.400%	06/10/21	06/10/24	0.19	0.400%	\$ 3,000,000.00	\$ 3,000,000.00	
FHLB Callable	3130APYD1	0.900%	12/14/21	06/14/24	0.21	0.900%	\$ 3,000,000.00	\$ 3,000,000.00	
FHLB Callable	3130AMSF0	0.400%	07/01/21	06/28/24	0.24	0.471%	\$ 3,000,000.00	\$ 2,993,700.00	\$ 18,000,000.00
FHLB Callable	3130AMXQ0	0.475%	07/12/21	07/12/24	0.28	0.475%	\$ 3,000,000.00	\$ 3,000,000.00	
FHLB Callable	3130AMZ88	0.520%	07/12/21	07/12/24	0.28	0.520%	\$ 3,000,000.00	\$ 3,000,000.00	
Treasury Note	91282CCL3	0.375%	10/08/21	07/15/24	0.29	0.500%	\$ 3,000,000.00	\$ 2,989,710.00	
Treasury Note	912828Y87	1.750%	12/13/22	07/31/24	0.33	4.529%	\$ 3,000,000.00	\$ 2,870,100.00	
Treasury Note	912828ZN9	2.125%	11/30/22	07/31/24	0.33	4.642%	\$ 3,000,000.00	\$ 2,880,000.00	
Treasury Note	912828ZN9	2.125%	07/19/22	07/31/24	0.33	3.157%	\$ 2,000,000.00	\$ 1,959,660.00	\$ 17,000,000.00
Treasury Note	91282CCT6	0.375%	12/03/21	08/15/24	0.38	0.825%	\$ 3,000,000.00	\$ 2,964,000.00	
FFCB Bullet	3133EN620	3.300%	11/07/22	08/15/24	0.38	4.787%	\$ 3,000,000.00	\$ 2,924,910.00	
FHLB Callable	3130APQV0	1.000%	11/16/21	08/16/24	0.38	1.000%	\$ 3,000,000.00	\$ 3,000,000.00	
FHLB Callable	3130APBS2	1.000%	11/23/21	08/23/24	0.40	1.000%	\$ 3,000,000.00	\$ 3,000,000.00	
FFCB Bullet	3133ENJ84	3.375%	03/24/23	08/26/24	0.41	3.957%	\$ 3,000,000.00	\$ 2,976,000.00	
FHLMC Callable	3134GY3X8	5.100%	11/30/22	08/30/24	0.42	5.104%	\$ 2,000,000.00	\$ 2,000,000.00	
Treasury Note	912828ZU3	1.875%	10/06/22	08/31/24	0.42	4.198%	\$ 2,000,000.00	\$ 1,915,936.00	\$ 19,000,000.00
FFCB Callable	3133ENQC7	1.940%	03/03/22	09/03/24	0.43	1.940%	\$ 3,000,000.00	\$ 3,000,000.00	
FHLB Callable	3130ANVA5	0.500%	09/10/21	09/10/24	0.45	0.500%	\$ 3,000,000.00	\$ 3,000,000.00	
FHLMC Callable	3134GXT61	4.000%	09/13/22	09/13/24	0.45	4.000%	\$ 2,000,000.00	\$ 2,000,000.00	
FHLB Callable	3130ANRP7	0.500%	09/13/21	09/13/24	0.45	0.500%	\$ 3,000,000.00	\$ 3,000,000.00	
FHLMC Callable	3134GYA69	5.000%	12/27/22	09/27/24	0.49	5.005%	\$ 3,000,000.00	\$ 3,000,000.00	
FHLMC Callable	3134GX3D4	4.500%	09/30/22	09/30/24	0.50	4.500%	\$ 2,000,000.00	\$ 2,000,000.00	
FHLMC Callable	3134GXZJ6	3.500%	06/30/22	09/30/24	0.50	3.500%	\$ 2,000,000.00	\$ 2,000,000.00	\$ 18,000,000.00
FHLB Bullet	3130ATT31	4.500%	11/07/22	10/03/24	0.51	4.817%	\$ 3,000,000.00	\$ 2,982,930.00	
FFCB Callable	3133EN568	4.620%	10/17/22	10/17/24	0.55	4.620%	\$ 2,000,000.00	\$ 2,000,000.00	
FHLMC Callable	3134GX8B8	4.000%	07/18/22	10/18/24	0.55	4.000%	\$ 2,000,000.00	\$ 2,000,000.00	
FHLB Callable	3130APAA3	0.555%	10/21/21	10/21/24	0.56	0.555%	\$ 3,000,000.00	\$ 3,000,000.00	
FFCB Bullet	3133ENCA6	0.700%	10/25/21	10/25/24	0.57	0.700%	\$ 3,000,000.00	\$ 3,000,000.00	
Treasury Note	9282CF09	4.375%	12/01/22	10/31/24	0.59	4.572%	\$ 3,000,000.00	\$ 2,989,170.00	\$ 16,000,000.00
FHLMC Callable	3134GXRC0	3.000%	05/05/22	11/05/24	0.60	3.000%	\$ 3,000,000.00	\$ 3,000,000.00	
FNMA Callable	3135GHP9	5.100%	05/15/23	11/15/24	0.63	5.100%	\$ 3,000,000.00	\$ 3,000,000.00	
FHLMC Callable	3134GXK86	4.000%	08/18/22	11/18/24	0.64	4.000%	\$ 2,000,000.00	\$ 2,000,000.00	\$ 8,000,000.00
FNMA Bullet	3135G0X24	1.625%	01/31/23	01/07/25	0.77	4.307%	\$ 3,000,000.00	\$ 2,852,250.00	
FFCB Bullet	3133EPR31	4.875%	12/21/23	01/17/25	0.80	4.878%	\$ 3,000,000.00	\$ 3,000,000.00	
FHLB Callable	3130ATME4	5.000%	10/27/22	01/27/25	0.83	5.000%	\$ 2,000,000.00	\$ 2,000,000.00	
Treasury Note	91282CGG0	4.125%	03/03/23	01/31/25	0.84	4.954%	\$ 3,000,000.00	\$ 2,955,000.00	
Treasury Note	91282CGG0	4.125%	02/06/24	01/31/25	0.84	4.834%	\$ 3,000,000.00	\$ 2,979,840.00	
Treasury Note	9128283V0	2.500%	11/18/22	01/31/25	0.84	4.403%	\$ 3,000,000.00	\$ 2,881,350.00	\$ 17,000,000.00
FHLMC Callable	3134GYI29	5.150%	02/17/23	02/14/25	0.88	5.195%	\$ 3,000,000.00	\$ 2,997,450.00	
Treasury Note	91282CDZ1	1.500%	08/17/23	02/15/25	0.88	5.175%	\$ 3,000,000.00	\$ 2,843,370.00	
Treasury Note	91282CDZ1	1.500%	11/18/22	02/15/25	0.88	4.413%	\$ 3,000,000.00	\$ 2,815,320.00	
Treasury Note	91282CGN5	4.625%	03/14/24	02/28/25	0.92	5.029%	\$ 3,000,000.00	\$ 2,988,690.00	
FHLMC Callable	3134GXS88	4.000%	11/03/23	02/28/25	0.92	5.335%	\$ 3,000,000.00	\$ 2,949,420.00	
Treasury Note	912828ZC7	1.125%	11/30/22	02/28/25	0.92	4.398%	\$ 3,000,000.00	\$ 2,791,875.00	\$ 18,000,000.00
FFCB Bullet	3133EPFL4	4.000%	04/26/23	03/10/25	0.94	4.185%	\$ 3,000,000.00	\$ 2,990,160.00	
Treasury Note	91282CED9	1.750%	12/01/22	03/15/25	0.96	4.446%	\$ 3,000,000.00	\$ 2,825,859.38	
FFCB Bullet	3133EP4M4	5.000%	03/01/24	03/28/25	0.99	5.004%	\$ 3,000,000.00	\$ 3,000,000.00	
FHLMC Callable	3134GYUJ9	5.375%	06/28/23	03/28/25	0.99	5.380%	\$ 3,000,000.00	\$ 3,000,000.00	
Treasury Note	91282CGU9	3.875%	12/15/23	03/31/25	1.00	4.628%	\$ 3,000,000.00	\$ 2,971,800.00	
Treasury Note	91282CGU9	3.875%	11/07/23	03/31/25	1.00	5.118%	\$ 3,000,000.00	\$ 2,950,260.00	\$ 18,000,000.00
Treasury Note	91282CEH0	2.625%	12/12/22	04/15/25	1.04	4.220%	\$ 3,000,000.00	\$ 2,894,296.88	
Treasury Note	91282CEH0	2.625%	11/03/23	04/15/25	1.04	5.124%	\$ 3,000,000.00	\$ 2,896,590.00	
FHLMC Callable	3134GYPC0	5.375%	11/03/23	04/24/25	1.07	5.485%	\$ 3,000,000.00	\$ 2,995,320.00	
FFCB Bullet	3133EPHE8	4.250%	11/09/23	04/28/25	1.08	5.165%	\$ 3,000,000.00	\$ 2,961,600.00	
Treasury Note	91282CGX3	3.875%	11/16/23	04/30/25	1.08	5.069%	\$ 3,000,000.00	\$ 2,950,260.00	
Treasury Note	9128284M9	2.875%	12/12/22	04/30/25	1.08	4.206%	\$ 3,000,000.00	\$ 2,910,234.38	\$ 18,000,000.00
Treasury Note	91282CEQ0	2.750%	01/31/23	05/15/25	1.12	4.149%	\$ 3,000,000.00	\$ 2,909,220.00	
Treasury Note	91282CEQ0	2.750%	08/17/23	05/15/25	1.12	5.064%	\$ 3,000,000.00	\$ 2,885,340.00	
Treasury Note	91282CHD6	4.250%	01/17/24	05/31/25	1.17	4.422%	\$ 3,000,000.00	\$ 2,993,070.00	
Treasury Note	91282CHD6	4.250%	12/06/23	05/31/25	1.17	4.826%	\$ 3,000,000.00	\$ 2,975,507.81	
Treasury Note	9128284R8	2.875%	05/18/23	05/31/25	1.17	4.090%	\$ 3,000,000.00	\$ 2,929,440.00	\$ 15,000,000.00
FNMA Callable	3135GAKH3	5.350%	12/08/23	06/06/25	1.18	5.350%	\$ 3,000,000.00	\$ 3,000,000.00	
Treasury Note	91282CEU1	2.875%	02/17/23	06/15/25	1.21	4.500%	\$ 3,000,000.00	\$ 2,893,425.00	
Treasury Note	91282CEU1	2.875%	07/18/23	06/15/25	1.21	4.797%	\$ 3,000,000.00	\$ 2,895,900.00	
Treasury Note	91282CHL8	4.625%	03/01/24	06/30/25	1.25	4.841%	\$ 3,000,000.00	\$ 2,991,562.50	
Treasury Note	912828XZ8	2.750%	07/18/23	06/30/25	1.25	4.769%	\$ 3,000,000.00	\$ 2,888,388.00	
Treasury Note	912828XZ8	2.750%	03/24/23	06/30/25	1.25	3.825%	\$ 3,000,000.00	\$ 2,930,390.63	\$ 18,000,000.00
FHLB Callable	3130AYDFO	5.000%	01/05/24	07/01/25	1.25	5.000%	\$ 3,000,000.00	\$ 3,000,000.00	
Treasury Note	91282CEY3	3.000%	03/24/23	07/15/25	1.29	3.811%	\$ 3,000,000.00	\$ 2,946,562.50	
Treasury Note	91282CEY3	3.000%	01/17/24	07/15/25	1.29	4.327%	\$ 3,000,000.00	\$ 2,942,970.00	

Schedule 2
Indian River County, Florida
Board of County Commissioners
Investment By Maturity Date
March 31, 2024

Investment Type	CUSIP	Coupon/ Yield	Purchase Date	Maturity Date	Years To Maturity	Yield To Maturity	Original Par Amount	03/31/24	
								Book Value	Mo Cash Flow
FFCB Callable	3133EPQP3	5.330%	07/24/23	07/24/25	1.32	5.330%	\$ 3,000,000.00	\$ 3,000,000.00	
Treasury Note	912828Y79	2.875%	02/06/24	07/31/25	1.33	4.586%	\$ 3,000,000.00	\$ 2,927,295.00	
Treasury Note	912828Y79	2.875%	05/18/23	07/31/25	1.33	4.011%	\$ 3,000,000.00	\$ 2,928,690.00	\$ 18,000,000.00
FFCB Callable	3133EPTD7	5.370%	08/14/23	08/14/25	1.37	5.370%	\$ 3,000,000.00	\$ 3,000,000.00	
Treasury Note	91282CFE6	3.125%	12/15/23	08/15/25	1.38	4.453%	\$ 3,000,000.00	\$ 2,936,484.38	
Treasury Note	91282CFE6	3.125%	09/12/23	08/15/25	1.38	5.005%	\$ 3,000,000.00	\$ 2,897,695.31	
FNMA Callable	3135GACX7	3.850%	04/26/23	08/28/25	1.41	4.520%	\$ 3,000,000.00	\$ 2,955,690.00	
Treasury Note	91282CHV6	5.000%	09/19/23	08/31/25	1.42	5.048%	\$ 3,000,000.00	\$ 2,997,300.00	
Treasury Note	9128284Z0	2.750%	05/26/23	08/31/25	1.42	4.331%	\$ 3,000,000.00	\$ 2,898,690.00	\$ 18,000,000.00
FHLB Callable	3130B0H52	5.150%	03/15/24	09/12/25	1.45	5.150%	\$ 3,000,000.00	\$ 3,000,000.00	
FFCB Bullet	3133EPVY8	5.000%	09/15/23	09/15/25	1.46	5.021%	\$ 3,000,000.00	\$ 2,998,800.00	
Treasury Note	91282CFK2	3.500%	05/26/23	09/15/25	1.46	4.326%	\$ 3,000,000.00	\$ 2,946,093.75	
Treasury Note	91282CFK2	3.500%	11/06/23	09/15/25	1.46	4.932%	\$ 3,000,000.00	\$ 2,924,531.25	
Treasury Note	9128285C0	3.000%	12/06/23	09/30/25	1.50	4.630%	\$ 3,000,000.00	\$ 2,915,574.00	
Treasury Note	9128285C0	3.000%	11/06/23	09/30/25	1.50	4.900%	\$ 3,000,000.00	\$ 2,897,760.00	\$ 18,000,000.00
Treasury Note	91282CFP1	4.250%	11/06/23	10/15/25	1.54	4.906%	\$ 3,000,000.00	\$ 2,963,906.25	
Treasury Note	91282CFP1	4.250%	12/19/23	10/15/25	1.54	4.472%	\$ 3,000,000.00	\$ 2,988,281.25	
FHLMC Callable	3134H1QA4	4.850%	01/24/23	10/24/25	1.57	4.854%	\$ 3,000,000.00	\$ 3,000,000.00	
FNMA Callable	3135GAJT9	5.750%	10/30/23	10/30/25	1.58	5.750%	\$ 3,000,000.00	\$ 3,000,000.00	
Treasury Note	91282CIE2	5.000%	11/14/23	10/31/25	1.59	5.067%	\$ 3,000,000.00	\$ 2,996,250.00	\$ 15,000,000.00
FFCB Callable	3133EPA88	5.490%	11/06/23	11/06/25	1.60	5.490%	\$ 3,000,000.00	\$ 3,000,000.00	
Treasury Note	91282CFW6	4.500%	12/06/23	11/15/25	1.63	4.598%	\$ 3,000,000.00	\$ 2,994,492.19	\$ 6,000,000.00
FHLMC Callable	3134H1NW9	4.900%	01/11/24	01/06/26	1.77	4.900%	\$ 3,000,000.00	\$ 3,000,000.00	
Treasury Note	91282CGE5	3.875%	01/17/24	01/15/26	1.79	4.164%	\$ 3,000,000.00	\$ 2,983,590.00	
Treasury Note	91282CJV4	4.250%	02/22/24	01/31/26	1.84	4.593%	\$ 3,000,000.00	\$ 2,981,015.63	\$ 9,000,000.00
FNMA Callable	3135GANF4	5.050%	02/06/24	02/06/26	1.85	5.050%	\$ 3,000,000.00	\$ 3,000,000.00	
Treasury Note	91282CGL9	4.000%	12/12/23	02/15/26	1.88	4.672%	\$ 3,000,000.00	\$ 2,958,600.00	
Treasury Note	91282CGL9	4.000%	02/22/24	02/15/26	1.88	4.567%	\$ 3,000,000.00	\$ 2,968,125.00	\$ 9,000,000.00
Treasury Note	91282CGR6	4.625%	11/16/23	03/15/26	1.96	4.762%	\$ 3,000,000.00	\$ 2,990,859.38	
FNMA Callable	3135GAQR5	5.050%	03/28/26	03/26/26	1.99	5.050%	\$ 3,000,000.00	\$ 3,000,000.00	\$ 6,000,000.00
Treasury Note	91282CGV7	3.750%	12/14/23	04/15/26	2.04	4.532%	\$ 3,000,000.00	\$ 2,948,400.00	
Treasury Note	91282CGV7	3.750%	11/17/23	04/15/26	2.04	4.678%	\$ 3,000,000.00	\$ 2,937,180.00	\$ 6,000,000.00
Treasury Note	91282CHB0	3.625%	12/14/23	05/15/26	2.12	4.505%	\$ 3,000,000.00	\$ 2,940,000.00	
Treasury Note	91282CHB0	3.625%	11/17/23	05/15/26	2.12	4.648%	\$ 3,000,000.00	\$ 2,928,515.63	\$ 6,000,000.00
Treasury Note	91282CHH7	4.125%	12/19/23	06/15/26	2.21	4.232%	\$ 3,000,000.00	\$ 2,992,500.00	\$ 3,000,000.00
Treasury Note	91282CHM6	4.500%	02/28/24	07/15/26	2.29	4.575%	\$ 3,000,000.00	\$ 2,994,840.00	\$ 3,000,000.00
Treasury Note	91282CHU8	4.375%	12/12/23	08/15/26	2.38	4.533%	\$ 3,000,000.00	\$ 2,988,046.88	
Treasury Note	91282CHU8	4.375%	03/14/24	08/15/26	2.38	4.470%	\$ 3,000,000.00	\$ 2,993,436.00	
FFCB Callable	3133EPTW5	5.100%	08/25/23	08/25/26	2.40	5.100%	\$ 3,000,000.00	\$ 3,000,000.00	\$ 9,000,000.00
FHLB Callable	3130AX5H7	5.500%	09/11/23	09/11/26	2.45	5.500%	\$ 3,000,000.00	\$ 3,000,000.00	
FFCB Callable	3133EPW50	5.200%	09/25/23	09/25/26	2.49	5.200%	\$ 3,000,000.00	\$ 3,000,000.00	\$ 6,000,000.00
FFCB Callable	3133EPM28	4.830%	12/11/23	12/11/26	2.70	4.830%	\$ 3,000,000.00	\$ 3,000,000.00	\$ 3,000,000.00
FNMA Callable	3135GALS8	5.000%	01/05/24	01/04/27	2.76	5.000%	\$ 3,000,000.00	\$ 3,000,000.00	
FFCB Callable	3133EPR80	5.000%	01/08/24	01/08/27	2.78	5.000%	\$ 3,000,000.00	\$ 3,000,000.00	\$ 6,000,000.00
FFCB Bullet	3133EPT21	4.250%	02/12/24	02/12/27	2.87	4.259%	\$ 3,000,000.00	\$ 2,988,780.00	\$ 3,000,000.00
Sub Total - General Investments							<u>\$ 381,000,000.00</u>	<u>\$ 376,526,804.98</u>	<u>\$ 381,000,000.00</u>

Regions Bank Money Market	\$18,626,319.67
Regions Lockbox Accounts	\$659,678.35
TD Bank Checking Account	\$22,579,784.98
BankUnited Money Market	\$27,745,460.73
Valley National Bank Government Interest Checking	\$26,548,377.35
Marine Bank Business Money Market	\$5,242,773.68
Florida Trust Day to Day Fund	\$38,443,103.08
FL STAR	\$21,684,337.21
FL CLASS - BOCC Funds	\$38,332,907.03
Total General Cash & Equivalents - Unrestricted	<u>\$ 576,389,547.06</u>

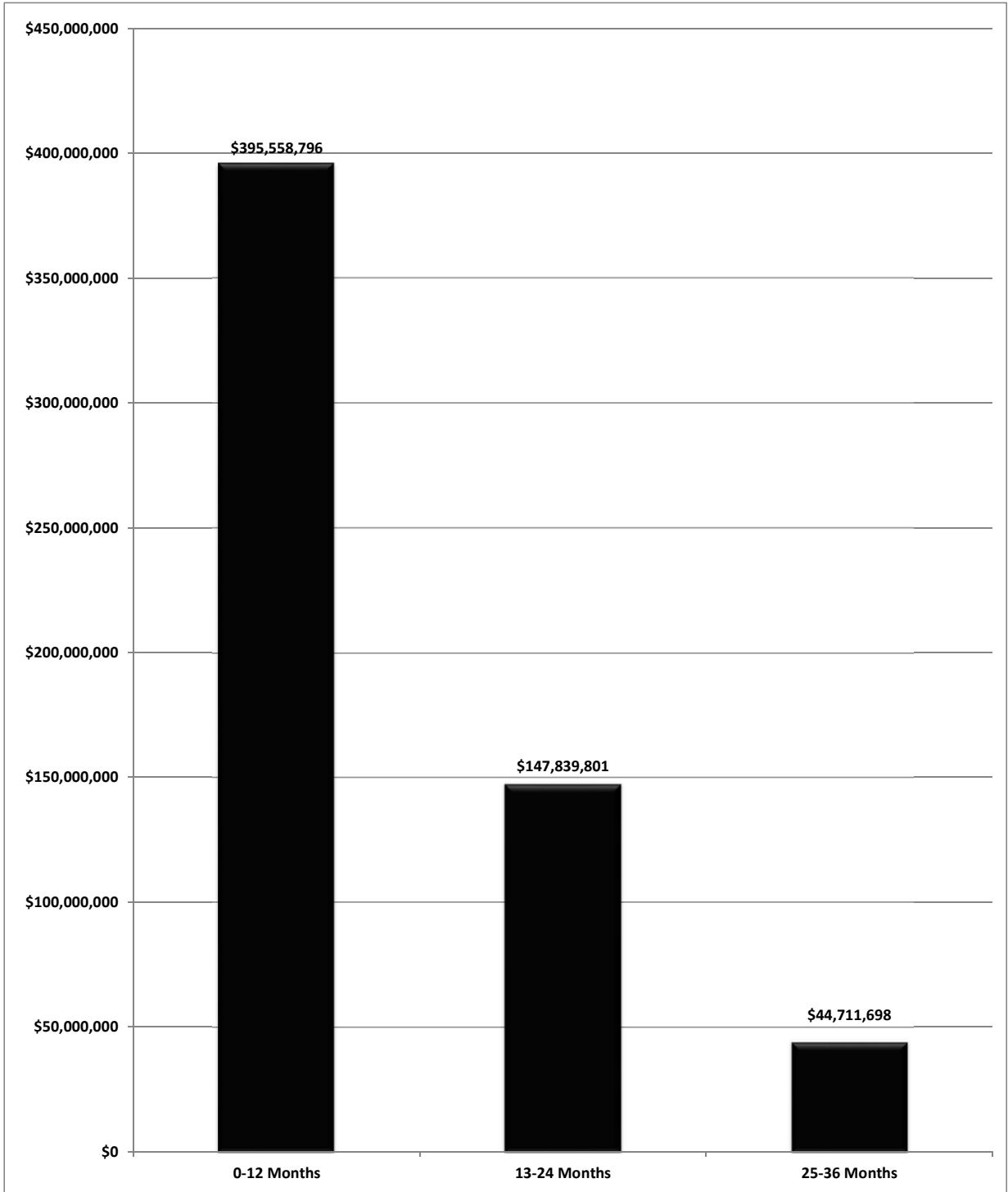
Restricted Cash - Landfill	
FL CLASS-Landfill Closure & Postclosure Reserves	\$ 10,958,461.91
Total Pooled Cash & Equivalents	<u>\$ 587,348,008.97</u>

Restricted Cash - Housing Account **\$762,286.25**

Total Portfolio **\$ 588,110,295.22**

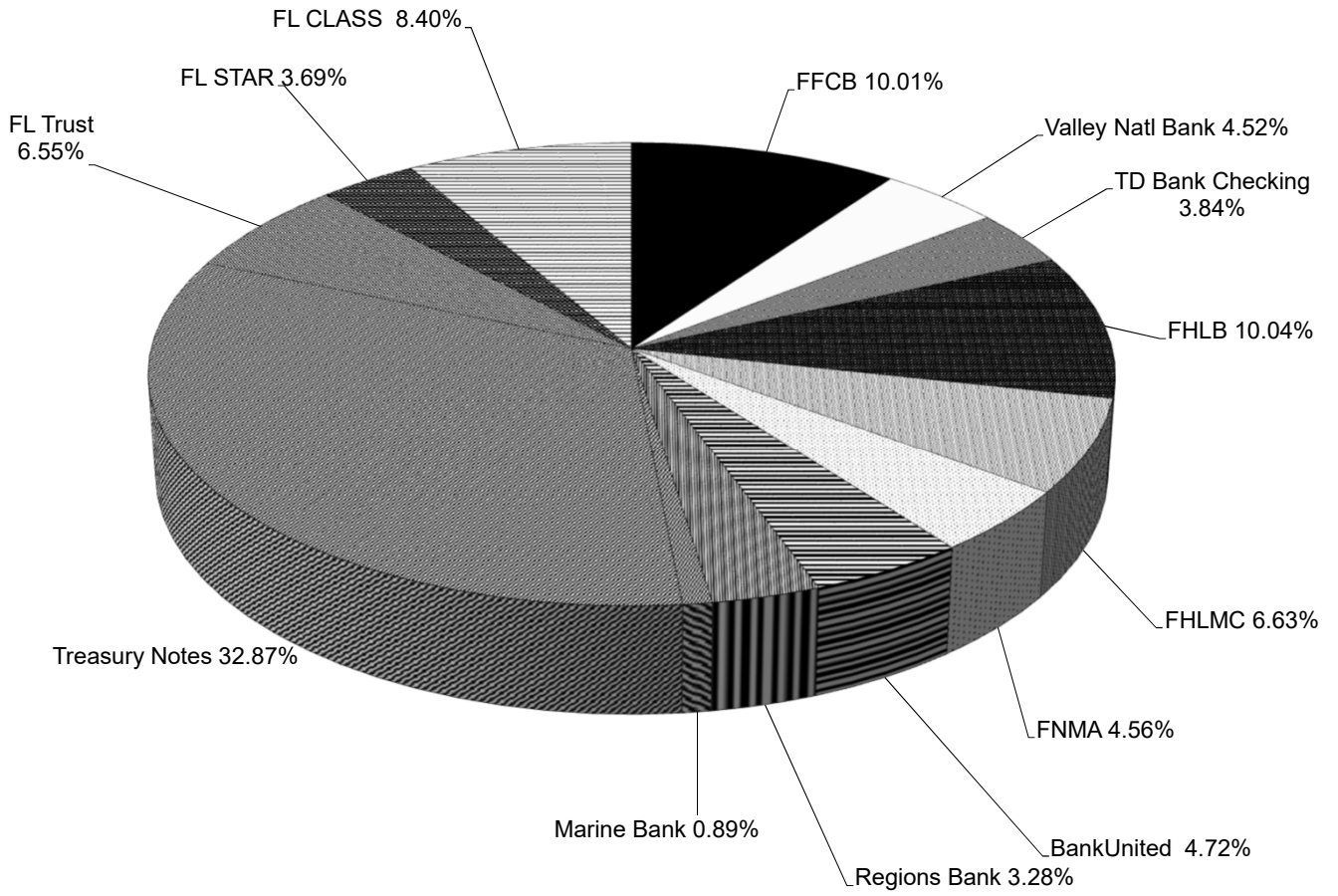
Note: See separate investment report for OPEB funds.

Schedule 3
Indian River County
Portfolio By Maturity Date
March 31, 2024



Total Portfolio \$588,110,295

Schedule 4
Indian River County
Portfolio By Type
March 31, 2024



Schedule 5
Indian River County
Investment Purchases and Calls/Maturities
Quarter Ending
March 31, 2024

PURCHASES:

Investment Description	Yield to Maturity	Purchase Date	Call Date	Maturity Date	Par Amount	Book Value
FHLB Callable	5.000%	01/05/24	10/01/24	07/01/25	\$ 3,000,000.00	\$ 3,000,000.00
FNMA Callable	5.000%	01/05/24	10/04/24	01/04/27	\$ 3,000,000.00	\$ 3,000,000.00
FFCB Callable	5.000%	01/08/24	01/08/25	01/08/27	\$ 3,000,000.00	\$ 3,000,000.00
FHLMC Callable	4.900%	01/11/24	01/06/25	01/06/26	\$ 3,000,000.00	\$ 3,000,000.00
Treasury Note	4.422%	01/17/24		05/31/25	\$ 3,000,000.00	\$ 2,993,070.00
Treasury Note	4.327%	01/17/24		07/15/25	\$ 3,000,000.00	\$ 2,942,970.00
Treasury Note	4.164%	01/17/24		01/15/26	\$ 3,000,000.00	\$ 2,983,590.00
FHLMC Callable	4.854%	01/24/23	10/24/24	10/24/25	\$ 3,000,000.00	\$ 3,000,000.00
FNMA Callable	5.050%	02/06/24	11/06/24	02/06/26	\$ 3,000,000.00	\$ 3,000,000.00
Treasury Note	4.834%	02/06/24		01/31/25	\$ 3,000,000.00	\$ 2,979,840.00
Treasury Note	4.586%	02/06/24		07/31/25	\$ 3,000,000.00	\$ 2,927,295.00
FFCB Bullet	4.259%	02/12/24		02/12/27	\$ 3,000,000.00	\$ 2,988,780.00
Treasury Note	4.593%	02/22/24		01/31/26	\$ 3,000,000.00	\$ 2,981,015.63
Treasury Note	4.567%	02/22/24		02/15/26	\$ 3,000,000.00	\$ 2,968,125.00
Treasury Note	4.575%	02/28/24		07/15/26	\$ 3,000,000.00	\$ 2,994,436.00
FFCB Bullet	5.004%	03/01/24		03/28/25	\$ 3,000,000.00	\$ 3,000,000.00
Treasury Note	4.841%	03/01/24		06/30/25	\$ 3,000,000.00	\$ 2,991,562.50
Treasury Note	5.029%	03/14/24		02/28/25	\$ 3,000,000.00	\$ 2,988,690.00
Treasury Note	4.470%	03/14/24		08/15/26	\$ 3,000,000.00	\$ 2,993,436.00
FHLB Callable	5.150%	03/15/24	12/12/24	09/12/25	\$ 3,000,000.00	\$ 3,000,000.00
FNMA Callable	5.050%	03/28/26	03/26/25	03/26/26	\$ 3,000,000.00	\$ 3,000,000.00
21					\$ 63,000,000.00	\$ 62,733,214.13

MATURITIES:

Investment Description	Yield to Maturity	Purchase Date	Early Call Date	Maturity Date	Par Amount	Book Value
FFCB Callable	5.570%	07/05/23	01/05/24	07/05/24	\$ 3,000,000.00	\$ 3,000,000.00
FFCB Callable	5.070%	01/11/23		01/11/24	\$ 3,000,000.00	\$ 3,000,000.00
Treasury Note	0.271%	07/09/21		01/15/24	\$ 3,000,000.00	\$ 2,989,050.00
Treasury Note	0.596%	11/16/21		01/15/24	\$ 3,000,000.00	\$ 2,969,700.00
FNMA Callable	5.750%	07/24/23	01/24/24	07/24/25	\$ 3,000,000.00	\$ 3,000,000.00
Treasury Note	4.675%	12/13/22		01/31/24	\$ 3,000,000.00	\$ 2,928,699.00
Treasury Note	2.588%	05/19/22		01/31/24	\$ 2,000,000.00	\$ 1,943,320.00
Treasury Note	2.158%	03/23/22		01/31/24	\$ 3,000,000.00	\$ 2,930,190.00
FFCB Bullet	1.180%	02/09/22		02/09/24	\$ 3,000,000.00	\$ 3,000,000.00
FFCB Callable	5.620%	11/13/23	02/13/24	11/13/25	\$ 3,000,000.00	\$ 3,000,000.00
Treasury Note	0.288%	07/09/21		02/15/24	\$ 3,000,000.00	\$ 2,987,343.75
FHLB Callable	0.350%	08/23/21		02/23/24	\$ 3,000,000.00	\$ 3,000,000.00
FFCB Bullet	0.291%	09/14/21		02/26/24	\$ 3,000,000.00	\$ 2,997,000.00
FHLMC Callable	5.550%	11/30/23	02/27/24	02/27/25	\$ 3,000,000.00	\$ 3,000,000.00
FNMA Callable	5.570%	11/27/23	02/27/24	02/27/26	\$ 3,000,000.00	\$ 3,000,000.00
Treasury Note	5.194%	03/03/23		02/29/24	\$ 3,000,000.00	\$ 2,912,100.00
Treasury Note	2.154%	03/23/22		02/29/24	\$ 3,000,000.00	\$ 2,962,968.75
FFCB Callable	1.670%	03/08/22		03/08/24	\$ 3,000,000.00	\$ 3,000,000.00
FHLB Callable	0.820%	12/14/21		03/14/24	\$ 3,000,000.00	\$ 3,000,000.00
FHLMC Callable	5.350%	03/14/23	03/14/24	03/14/25	\$ 3,000,000.00	\$ 3,000,000.00
Treasury Note	0.547%	10/19/21		03/15/24	\$ 3,000,000.00	\$ 2,978,700.00
Treasury Note	0.327%	08/23/21		03/15/24	\$ 3,000,000.00	\$ 2,994,090.00
FHLMC Callable	1.850%	03/22/22		03/22/24	\$ 3,000,000.00	\$ 3,000,000.00
FHLMC Callable	2.020%	03/30/22		03/28/24	\$ 3,000,000.00	\$ 3,000,000.00
24					\$ 71,000,000.00	\$ 70,593,161.50

Reconciliation of General Investments Only:

Beginning portfolio (12/31/23)		\$ 384,386,752.35
Total purchased	21 securities	\$ 62,733,214.13
Total matured	24 securities	\$ (70,593,161.50)
Ending portfolio for quarter (3/31/24)		\$ 376,526,804.98

Schedule 6
Indian River County
Change in Monthly Cash Flows For All Pooled Cash/Investment Accounts
Comparison of Six Fiscal Years
March 31, 2024

	Fiscal Year 2018-2019		Fiscal Year 2019-2020		Fiscal Year 2020-2021	
	Net Change	Month End Bal*	Net Change	Month End Bal*	Net Change	Month End Bal*
October	\$ (6,577,674)	\$ 362,277,495	\$ (9,260,244)	\$ 370,053,869	\$ (8,561,737)	\$ 382,998,731
November	\$ 48,128,205	\$ 410,405,700	\$ 39,158,339	\$ 409,212,208	\$ 39,238,741	\$ 422,237,472
December	\$ 31,350,078	\$ 441,755,778	\$ 47,023,081	\$ 456,235,289	\$ 57,117,548	\$ 479,355,020
January	\$ (9,877,034)	\$ 431,878,744	\$ (6,941,131)	\$ 449,294,158	\$ (6,119,043)	\$ 473,235,977
February	\$ 2,964,540	\$ 434,843,284	\$ (1,465,745)	\$ 447,828,413	\$ 12,395,392	\$ 485,631,369
March	\$ (2,750,051)	\$ 432,093,233	\$ (5,997,667)	\$ 441,830,746	\$ (12,127,894)	\$ 473,503,475
April	\$ (3,802,746)	\$ 428,290,487	\$ (5,331,833)	\$ 436,498,913	\$ (9,006,651)	\$ 464,496,824
May	\$ (8,379,243)	\$ 419,911,244	\$ (10,937,819)	\$ 425,561,094	\$ 295,126	\$ 464,791,950
June	\$ (9,758,699)	\$ 410,152,545	\$ (13,546,695)	\$ 412,014,399	\$ (5,748,174)	\$ 459,043,776
July	\$ (13,728,763)	\$ 396,423,782	\$ (3,248,804)	\$ 408,765,595	\$ (11,764,390)	\$ 447,279,386
August	\$ (11,767,333)	\$ 384,656,449	\$ (7,041,321)	\$ 401,724,274	\$ (11,517,721)	\$ 435,761,665
September	\$ (5,342,336)	\$ 379,314,113	\$ (10,163,806)	\$ 391,560,468	\$ (7,438,252)	\$ 428,323,413
Net cash flow	\$ 10,458,944		\$ 12,246,355		\$ 36,762,945	

	Fiscal Year 2021-2022		Fiscal Year 2022-2023		Fiscal Year 2023-2024	
	Net Change	Month End Bal*	Net Change	Month End Bal*	Net Change	Month End Bal*
October	\$ 302,966	\$ 428,626,379	\$ (11,358,975)	\$ 445,251,207	\$ (8,145,759)	\$ 475,939,892
November	\$ 63,526,149	\$ 492,152,528	\$ 81,589,406	\$ 526,840,613	\$ 42,826,990	\$ 518,766,882
December	\$ 25,611,495	\$ 517,764,023	\$ 23,718,570	\$ 550,559,183	\$ 87,015,826	\$ 605,782,708
January	\$ 872,988	\$ 518,637,011	\$ (3,315,030)	\$ 547,244,153	\$ (13,694,107)	\$ 592,088,601
February	\$ (7,201,984)	\$ 511,435,027	\$ (5,588,003)	\$ 541,656,150	\$ 8,819,498	\$ 600,908,099
March	\$ (17,106,146)	\$ 494,328,881	\$ (8,973,954)	\$ 532,682,196	\$ (13,301,705)	\$ 587,606,394
April	\$ (11,640,607)	\$ 482,688,274	\$ (5,667,237)	\$ 527,014,959		
May	\$ (5,845,338)	\$ 476,842,936	\$ (4,896,353)	\$ 522,118,606		
June	\$ (9,580,769)	\$ 467,262,167	\$ (13,714,014)	\$ 508,404,592		
July	\$ 6,361,893	\$ 473,624,060	\$ (8,047,244)	\$ 500,357,348		
August	\$ (5,770,624)	\$ 467,853,436	\$ (8,246,160)	\$ 492,111,188		
September	\$ (11,243,254)	\$ 456,610,182	\$ (8,025,537)	\$ 484,085,651		
Net cash flow	\$ 28,286,769		\$ 27,475,469		\$ 103,520,743	

*Schedule represents total assets in 801 fund-including portfolio accounts, FMV adjustments, cash in bank and utilities debt reserve. Excludes health insurance bank accounts utilized by Florida Blue and the Section 8 HUD bank account. Source: Balance Sheet for fund 801 (run by month)

Schedule does not include OPEB investments - see separate report.

Schedule 7
Indian River County
Pooled Interest Earnings Analysis
Comparison of Two Prior Fiscal Years With Current Fiscal Year
March 31, 2024 Portfolio

Mo/Yr	Treasury & Agencies		Banks - (2) - Qualified Public Depositories														FLCLASS- Landfill		FLCLASS- BOCC		FL STAR		FL Trust-Day to Day		Utilities Reserve		Total Return	(3) Average Return	(4) Benchmark One Year Constant Maturity
			TD Bank Checking		BankUnited -MM		Valley Natl Bk MM		Marine Bank MM		Regions - Bank		Regions - Lockbox																
	Interest Earned	Return	Interest Earned	Return	Interest Earned	Return	Interest Earned	Return	Interest Earned	Return	Interest Earned	Return	Interest Earned	Return	Interest Earned	Return	Interest Earned	Return	Interest Earned	Return	Interest Earned	Return	Interest Earned	Return					
Oct-21	\$ 68,942	0.36%	\$ 2,088	0.10%	\$ 5,767	0.17%	\$ 2,078	0.08%	\$ 140	0.02%	\$ 61	0.01%	\$ 1,621	0.60%	\$ 377	0.06%	\$ 1,484	0.06%	\$ 723	0.04%	\$ 538	0.02%	\$ 23	0.02%	\$ 83,842	0.23%	0.11%		
Nov-21	\$ 79,369	0.35%	\$ 2,127	0.10%	\$ 5,562	0.17%	\$ 2,271	0.08%	\$ 135	0.02%	\$ 137	0.01%	\$ 2,121	0.60%	\$ 534	0.09%	\$ 2,008	0.09%	\$ 701	0.04%	\$ 509	0.03%	\$ 23	0.02%	\$ 95,497	0.23%	0.18%		
Dec-21	\$ 96,654	0.38%	\$ 2,453	0.10%	\$ 5,769	0.17%	\$ 2,340	0.08%	\$ 140	0.02%	\$ 132	0.01%	\$ 1,709	0.60%	\$ 636	0.10%	\$ 3,007	0.10%	\$ 743	0.04%	\$ 1,751	0.08%	\$ 23	0.02%	\$ 115,357	0.27%	0.30%		
Jan-22	\$ 92,694	0.37%	\$ 2,010	0.10%	\$ 5,406	0.17%	\$ 2,340	0.08%	\$ 140	0.02%	\$ 132	0.01%	\$ 1,869	0.60%	\$ 624	0.10%	\$ 2,968	0.10%	\$ 754	0.04%	\$ 1,865	0.10%	\$ 23	0.02%	\$ 110,825	0.26%	0.55%		
Feb-22	\$ 109,773	0.42%	\$ 1,846	0.10%	\$ 4,493	0.17%	\$ 2,014	0.08%	\$ 126	0.02%	\$ 96	0.01%	\$ 1,187	0.60%	\$ 647	0.11%	\$ 2,923	0.11%	\$ 655	0.04%	\$ 2,494	0.15%	\$ 23	0.02%	\$ 126,277	0.30%	1.00%		
Mar-22	\$ 142,776	0.52%	\$ 1,624	0.10%	\$ 4,593	0.17%	\$ 1,823	0.08%	\$ 140	0.02%	\$ 18	0.01%	\$ 960	0.60%	\$ 1,700	0.27%	\$ 7,064	0.27%	\$ 2,668	0.16%	\$ 4,692	0.25%	\$ 23	0.02%	\$ 168,081	0.41%	1.34%		
Apr-22	\$ 154,995	0.56%	\$ 2,391	0.20%	\$ 5,232	0.35%	\$ 3,009	0.19%	\$ 140	0.02%	\$ 37	0.01%	\$ 887	0.60%	\$ 5,846	0.47%	\$ 11,376	0.47%	\$ 5,463	0.33%	\$ 7,563	0.42%	\$ 23	0.02%	\$ 196,962	0.49%	1.89%		
May-22	\$ 172,989	0.63%	\$ 2,452	0.20%	\$ 14,959	0.65%	\$ 5,525	0.33%	\$ 135	0.02%	\$ 18	0.01%	\$ 991	0.80%	\$ 4,789	0.75%	\$ 18,870	0.75%	\$ 12,912	0.76%	\$ 14,465	0.78%	\$ 931	0.95%	\$ 249,016	0.63%	2.06%		
Jun-22	\$ 178,073	0.65%	\$ 6,687	0.60%	\$ 17,684	0.80%	\$ 8,275	0.76%	\$ 120	0.02%	\$ 17	0.01%	\$ 1,875	1.40%	\$ 6,464	1.07%	\$ 26,233	1.07%	\$ 19,197	1.17%	\$ 20,779	1.15%	\$ 931	0.95%	\$ 286,335	0.74%	2.65%		
Jul-22	\$ 188,880	0.70%	\$ 12,176	0.95%	\$ 27,198	1.31%	\$ 12,227	1.17%	\$ 89	0.02%	\$ 885	0.32%	\$ 2,040	2.00%	\$ 9,963	1.61%	\$ 40,675	1.61%	\$ 28,685	1.68%	\$ 31,496	1.60%	\$ 931	0.95%	\$ 355,245	0.90%	3.02%		
Aug-22	\$ 195,244	0.72%	\$ 28,471	1.60%	\$ 39,518	1.95%	\$ 18,989	1.63%	\$ 1,542	0.18%	\$ 2,330	1.26%	\$ 3,580	2.00%	\$ 13,413	2.16%	\$ 54,764	2.16%	\$ 37,512	2.20%	\$ 46,000	2.16%	\$ 931	0.95%	\$ 442,294	1.13%	3.28%		
Sept-22	\$ 207,261	0.77%	\$ 22,816	1.60%	\$ 41,166	2.10%	\$ 25,292	2.33%	\$ 172	0.20%	\$ 2,505	1.49%	\$ 3,393	2.60%	\$ 15,224	2.54%	\$ 62,425	2.54%	\$ 39,891	2.41%	\$ 50,529	2.44%	\$ 470,674	1.24%	3.89%				
Oct-22	\$ 229,584	0.85%	\$ 31,412	2.50%	\$ 42,666	2.59%	\$ 28,995	2.58%	\$ -	0.73%	\$ 3,526	2.02%	\$ 2,125	2.60%	\$ 23,436	3.17%	\$ 76,699	3.17%	\$ 50,257	2.93%	\$ 62,593	2.93%	\$ 551,293	1.49%	4.43%				
Nov-22	\$ 338,785	1.15%	\$ 53,580	3.20%	\$ 53,572	3.42%	\$ 34,000	3.17%	\$ 0.17	1.21%	\$ 5,000	2.74%	\$ 2,985	3.20%	\$ 27,518	3.83%	\$ 83,132	3.83%	\$ 59,417	3.58%	\$ 74,935	3.58%	\$ 732,924	1.67%	4.73%				
Dec-22	\$ 426,946	1.36%	\$ 65,031	3.20%	\$ 79,524	3.60%	\$ 63,499	3.75%	\$ 10,613	2.53%	\$ 25,859	3.10%	\$ 2,608	3.60%	\$ 32,262	4.33%	\$ 127,121	4.33%	\$ 68,369	3.97%	\$ 111,133	3.97%	\$ 1,012,965	2.21%	4.68%				
Jan-23	\$ 457,744	1.45%	\$ 54,384	3.70%	\$ 92,588	4.07%	\$ 76,374	4.19%	\$ 10,650	2.53%	\$ 24,510	3.30%	\$ 2,886	3.60%	\$ 34,143	4.57%	\$ 132,744	4.57%	\$ 74,533	4.31%	\$ 113,018	4.26%	\$ 1,073,574	2.35%	4.69%				
Feb-23	\$ 457,472	1.50%	\$ 55,702	3.70%	\$ 85,653	4.15%	\$ 71,579	4.33%	\$ 9,639	2.53%	\$ 21,772	3.55%	\$ 2,603	3.80%	\$ 32,046	4.73%	\$ 124,591	4.73%	\$ 71,541	4.57%	\$ 106,988	4.56%	\$ 1,039,586	2.30%	4.93%				
Mar-23	\$ 518,620	1.68%	\$ 58,831	3.85%	\$ 96,390	4.35%	\$ 82,563	4.57%	\$ 11,384	2.53%	\$ 24,772	3.63%	\$ 2,979	4.00%	\$ 36,282	4.82%	\$ 138,643	4.82%	\$ 81,683	4.69%	\$ 121,100	4.70%	\$ 1,173,247	2.64%	4.68%				
Apr-23	\$ 534,612	1.76%	\$ 57,262	4.00%	\$ 89,223	4.51%	\$ 70,118	4.81%	\$ 10,925	2.86%	\$ 18,419	3.82%	\$ 2,095	4.00%	\$ 36,518	4.99%	\$ 133,753	4.99%	\$ 82,245	4.87%	\$ 114,638	4.84%	\$ 1,149,808	2.62%	4.68%				
May-23	\$ 566,145	1.90%	\$ 77,123	4.25%	\$ 97,766	4.77%	\$ 86,040	5.00%	\$ 17,196	4.08%	\$ 22,211	4.03%	\$ 2,696	4.20%	\$ 37,008	5.14%	\$ 143,230	5.14%	\$ 88,851	5.06%	\$ 122,399	4.99%	\$ 1,260,665	2.90%	4.91%				
Jun-23	\$ 589,516	2.03%	\$ 60,722	4.25%	\$ 95,776	4.85%	\$ 82,236	5.24%	\$ 17,812	4.08%	\$ 18,072	4.07%	\$ 1,644	4.20%	\$ 35,614	5.22%	\$ 137,892	5.22%	\$ 86,882	5.10%	\$ 118,101	5.08%	\$ 1,244,267	2.94%	5.24%				
Jul-23	\$ 646,151	2.26%	\$ 74,091	4.25%	\$ 88,071	4.85%	\$ 85,875	5.27%	\$ 16,196	4.08%	\$ 5,157	1.17%	\$ 2,983	4.40%	\$ 37,512	5.29%	\$ 139,548	5.29%	\$ 90,733	5.13%	\$ 118,889	5.16%	\$ 1,305,206	3.13%	5.37%				
Aug-23	\$ 692,176	2.47%	\$ 70,665	4.40%	\$ 90,013	4.94%	\$ 86,761	5.30%	\$ 17,370	4.08%	\$ 18,728	4.28%	\$ 2,534	4.40%	\$ 38,664	5.43%	\$ 143,831	5.43%	\$ 94,442	5.31%	\$ 122,594	5.30%	\$ 1,377,778	3.36%	5.37%				
Sept-23	\$ 752,636	2.69%	\$ 70,836	4.40%	\$ 90,270	5.10%	\$ 85,096	5.33%	\$ 17,429	4.08%	\$ 18,433	4.49%	\$ 2,586	4.40%	\$ 39,451	5.47%	\$ 136,493	5.47%	\$ 92,421	5.35%	\$ 120,958	5.37%	\$ 1,426,609	3.54%	5.44%				
Oct-23	\$ 755,652	2.88%	\$ 71,330	4.40%	\$ 86,261	5.10%	\$ 90,459	5.24%	\$ 16,923	4.08%	\$ 20,414	4.49%	\$ 2,198	4.40%	\$ 49,926	5.50%	\$ 128,296	5.50%	\$ 95,972	5.35%	\$ 126,135	5.40%	\$ 1,443,566	3.64%	5.42%				
Nov-23	\$ 967,498	3.29%	\$ 73,230	4.40%	\$ 85,257	5.10%	\$ 88,908	5.46%	\$ 16,979	4.08%	\$ 27,890	4.49%	\$ 2,896	4.40%	\$ 48,758	5.53%	\$ 125,295	5.53%	\$ 93,475	5.36%	\$ 124,453	5.48%	\$ 1,654,639	3.83%	5.28%				
Dec-23	\$ 1,125,362	3.47%	\$ 102,930	4.40%	\$ 110,777	5.10%	\$ 115,902	5.46%	\$ 17,604	4.08%	\$ 63,570	4.77%	\$ 2,861	4.40%	\$ 50,159	5.48%	\$ 164,929	5.48%	\$ 97,207	5.37%	\$ 166,089	5.51%	\$ 2,017,390	4.00%	4.96%				
Jan-24	\$ 1,155,249	3.55%	\$ 86,866	4.80%	\$ 115,709	5.10%	\$ 118,278	5.46%	\$ 17,615	4.07%	\$ 77,507	4.77%	\$ 2,279	4.40%	\$ 50,183	5.47%	\$ 175,540	5.47%	\$ 97,440	5.36%	\$ 176,039	5.47%	\$ 2,072,705	4.20%	4.79%				
Feb-24	\$ 1,170,757	3.66%	\$ 88,603	4.80%	\$ 108,701	5.10%	\$ 111,146	5.46%	\$ 16,533	4.07%	\$ 68,405	4.77%	\$ 2,250	4.40%	\$ 46,827	5.43%	\$ 163,802	5.43%	\$ 91,081	5.33%	\$ 165,746	5.48%	\$ 2,033,851	4.06%	4.92%				
Mar-24	\$ 1,213,061	3.82%	\$ 92,502	4.80%	\$ 116,656	5.10%	\$ 119,313	5.46%	\$ 17,731	4.07%	\$ 68,658	4.77%	\$ 2,062	4.40%	\$ 50,064	5.41%	\$ 175,124	5.41%	\$ 97,874	5.34%	\$ 177,118	5.45%	\$ 2,130,163	4.35%	4.99%				

- Notes:
1) "Investments" are accrued interest on coupon instruments.
2) "Bank" is cash received on the overnight investment of the County's cash in the bank.
3) Average return is computed by dividing total interest income for the month by the monthly cash balances listed on schedule 6. Does not include mark to market.
4) Source of one-year treasury rates is the Federal Reserve website.

This report does not include OPEB funds.

Schedule 8
Indian River County
Allocation of Pooled Cash and Investments By Fund Types
Balance in Funds as of March 31, 2024

	<u>Pooled Investments</u>
General Fund	\$ 146,777,653
Special Revenue Funds	\$ 147,529,209
Debt Service Funds	\$ 487,526
Capital Project Fund	\$ 104,622,266
Solid Waste Fund	\$ 40,372,902
Golf Course Fund	\$ 4,152,383
Building Fund	\$ 7,122,366
Utilities Funds	\$ 84,613,497
Fleet Fund	\$ 180,443
Insurance Funds	\$ 46,152,106
Information Technology Fund	\$ 3,062,805
Fiduciary Fund	\$ 2,533,238
Total Investments	<u>\$ 587,606,394</u>

Schedule includes all pooled investments, FMV adjustments, and cash in bank.
Excludes Section 8 HUD bank account.

Schedule does not include OPEB investments - see separate report.