

Ryan L. Butler

Clerk of Circuit Court & Comptroller
1801 27th Street
Vero Beach, FL 32960
Telephone: (772) 226-3100



TO: Board of County Commissioners

FROM: Elissa Nagy, Chief Deputy Comptroller

THRU: Ryan L. Butler, Clerk of the Circuit Court and Comptroller

DATE: December 8, 2023

SUBJECT: Quarterly Investment Report for Quarter Ending 9/30/2023

BACKGROUND

Attached to this memorandum is the composition of the investment portfolio and investment earnings for the fourth quarter of fiscal year 2023. This report was reviewed by our investment advisory committee on December 7, 2023.

RECOMMENDATION

Staff recommends that the Board of County Commissioners accept the attached Quarterly Investment Report.

Ryan L. Butler

Clerk of Circuit Court & Comptroller
1801 27th Street
Vero Beach, FL 32960
Telephone: (772) 226-3100



Indian River County Investment Advisory Committee Quarterly Investment Report

July 1, 2023 through September 30, 2023

INVESTMENT POLICY

In accordance with Section 218.415, Florida Statutes, the Board of County Commissioners adopted an Investment Policy to govern the investment of county funds by the Clerk of the Circuit Court & Comptroller. The Policy states the primary objectives of investment activities are to preserve capital and to provide sufficient liquidity to meet the cash flow needs of the county. Investment returns are secondary to the requirements for safety and liquidity.

INVESTMENT ADVISORY COMMITTEE

An Investment Advisory Committee meets quarterly to review the previous quarter's investment activities, evaluate current and future liquidity needs, and recommend investment strategies. The Committee consists of the County Administrator, or his designee, and a minimum of two qualified citizens with investment or financial management expertise. Kristin Daniels, Budget Director, is the County Administrator's designee. The individuals with investment expertise who have agreed to serve are: David W. Griffis, Founding Principal Vero Beach Global Advisors, Ted Libby, Senior Portfolio Manager with Cypress Capital Group; and Bill Penney, President & CEO of Marine Bank and Trust Company. Also present at the meetings are the Clerk of the Circuit Court & Comptroller, Chief Deputy Comptroller, Assistant Chief Deputy Comptroller, and Senior Accountant.

AUTHORIZED INVESTMENTS

As permitted by the Investment Policy, surplus funds were invested only in the following types of investments:

Federal Farm Credit Banks bonds and discount notes (FFCB),
Federal Home Loan Banks bonds and discount notes (FHLB),
Federal Home Loan Mortgage Corporation bonds and discount notes (FHLMC),
Federal National Mortgage Association bonds and discount notes (FNMA),
Treasury Notes and Bills,
Other intergovernmental investment pool authorized pursuant to the Florida Interlocal Cooperation Act as provided in F.S. 163.01,
Certificates of Deposit (CDs), Money Market Funds, and Repurchase Agreements.

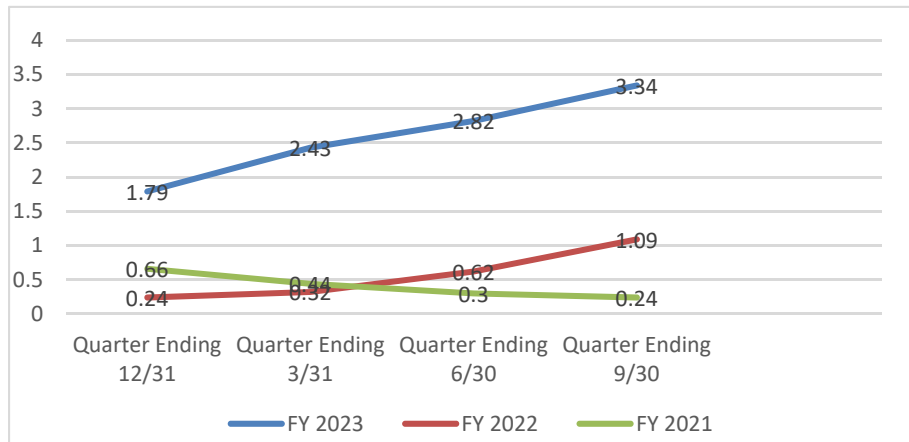
INVESTMENT ACTIVITY

As of September 30, 2023, the investments portfolio book value was \$488,414,350 with a market value of \$484,535,353. Of the \$488,414,350 portfolio total, \$393,421,927 is restricted for the following purposes:

\$	123,660,130	31.43%	Special revenue projects
\$	639,081	0.16%	Debt service
\$	100,465,223	25.54%	Capital projects
\$	166,966,917	42.44%	Business-type activities
\$	1,690,576	0.43%	Fiduciary funds
\$	<u>393,421,927</u>		

QUARTERLY AVERAGE YIELD

The overall average yield for the quarter ended September 30, 2023 was 3.34%. The overall average yield for the quarter ended June 30, 2023 was 2.82%. The chart below shows the change in the quarterly average yield since December 31, 2021:



The weighted average maturity of the treasury and agency investments as of September 30, 2023 is 11 months. Coupon yields on the individual investments ranged from 0.125% to 5.75%.

Information on investment activity, total cash flows, interest earnings, and charts providing additional information regarding the investment of surplus funds such as the portfolio composition and maturity distribution are attached.

The attached schedules list the portfolio composition and activity for the quarter ending September 30, 2023:

- Schedule 1 Portfolio sorted by type of debt instrument
- Schedule 2 Portfolio sorted by maturity date
- Schedule 3 Portfolio by maturity date bar graph
- Schedule 4 Portfolio by type pie chart
- Schedule 5 Investment purchases, calls and maturities for the quarter
- Schedule 6 Summary of cash flows and balances by month
- Schedule 7 Interest earnings summary
- Schedule 8 Allocation of investments by fund types (unrestricted and restricted balances)

Schedule 1
Indian River County, Florida
Board of County Commissioners
Investments By Type
September 30, 2023

Investment Type	CUSIP	Coupon/ Yield	Purchase Date	Maturity Date	Years To Maturity	Yield To Maturity	09/30/23		Portfolio %
							Original Par Amount	Book Value	
FFCB Bullet	3133ENAL4	0.290%	12/03/21	10/12/23	0.03	0.578%	\$ 3,000,000.00	\$ 2,984,070.00	
FFCB Callable	3133ENBN9	0.340%	10/20/21	10/20/23	0.05	0.340%	\$ 3,000,000.00	\$ 3,000,000.00	
FFCB Callable	3133EN5X4	5.070%	01/11/23	01/11/24	0.28	5.070%	\$ 3,000,000.00	\$ 3,000,000.00	
FFCB Bullet	3133ENNJ5	1.180%	02/09/22	02/09/24	0.36	1.180%	\$ 3,000,000.00	\$ 3,000,000.00	
FFCB Bullet	3133EMRZ7	0.250%	09/14/21	02/26/24	0.41	0.291%	\$ 3,000,000.00	\$ 2,997,000.00	
FFCB Callable	3133ENQX1	1.670%	03/08/22	03/08/24	0.44	1.670%	\$ 3,000,000.00	\$ 3,000,000.00	
FFCB Callable	3133ENCV0	0.670%	11/02/21	05/02/24	0.59	0.670%	\$ 3,000,000.00	\$ 3,000,000.00	
FFCB Bullet	3133ENWP1	2.625%	06/01/23	05/16/24	0.63	5.213%	\$ 3,000,000.00	\$ 2,928,300.00	
FFCB Callable	3133EPPJ8	5.570%	07/05/23	07/05/24	0.76	5.570%	\$ 3,000,000.00	\$ 3,000,000.00	
FFCB Bullet	3133ENG20	3.300%	11/07/22	08/15/24	0.88	4.787%	\$ 3,000,000.00	\$ 2,924,910.00	
FFCB Bullet	3133ENJ84	3.375%	03/24/23	08/26/24	0.91	3.957%	\$ 3,000,000.00	\$ 2,976,000.00	
FFCB Callable	3133ENQC7	1.940%	03/03/22	09/03/24	0.93	1.940%	\$ 3,000,000.00	\$ 3,000,000.00	
FFCB Callable	3133ENS68	4.620%	10/17/22	10/17/24	1.05	4.620%	\$ 2,000,000.00	\$ 2,000,000.00	
FFCB Bullet	3133ENCA6	0.700%	10/25/21	10/25/24	1.07	0.700%	\$ 3,000,000.00	\$ 3,000,000.00	
FFCB Bullet	3133EPFL4	4.000%	04/26/23	03/10/25	1.44	4.185%	\$ 3,000,000.00	\$ 2,990,160.00	
FFCB Callable	3133EOPQ3	5.330%	07/24/23	07/24/25	1.82	5.330%	\$ 3,000,000.00	\$ 3,000,000.00	
FFCB Callable	3133EPTD7	5.370%	08/14/23	08/14/25	1.87	5.370%	\$ 3,000,000.00	\$ 3,000,000.00	
FFCB Bullet	3133EPVY8	5.000%	09/15/23	09/15/25	1.96	5.021%	\$ 3,000,000.00	\$ 2,998,800.00	
FFCB Callable	3133EPTW5	5.100%	08/25/23	08/25/26	2.90	5.100%	\$ 3,000,000.00	\$ 3,000,000.00	
FFCB Callable	3130EPWS0	5.200%	09/25/23	09/25/26	2.99	5.200%	\$ 3,000,000.00	\$ 3,000,000.00	
							\$ 59,000,000.00	\$ 58,799,240.00	12.05%
FHLB Callable	3130AQDW0	0.650%	12/29/21	12/29/23	0.25	0.650%	\$ 3,000,000.00	\$ 3,000,000.00	
FHLB Callable	3130AQST6	0.750%	12/29/21	12/29/23	0.25	0.750%	\$ 3,000,000.00	\$ 3,000,000.00	
FHLB Callable	3130ANFP0	0.350%	08/23/21	02/23/24	0.40	0.350%	\$ 3,000,000.00	\$ 3,000,000.00	
FHLB Callable	3130APXN0	0.820%	12/14/21	03/14/24	0.45	0.820%	\$ 3,000,000.00	\$ 3,000,000.00	
FHLB Callable	3130ARNK3	2.625%	04/29/22	04/26/24	0.57	2.625%	\$ 3,000,000.00	\$ 3,000,000.00	
FHLB Callable	3130AMV33	0.300%	06/29/21	04/29/24	0.58	0.300%	\$ 3,000,000.00	\$ 3,000,000.00	
FHLB Callable	3130AMMM1	0.375%	06/03/21	06/03/24	0.68	0.375%	\$ 3,000,000.00	\$ 3,000,000.00	
FHLB Callable	3130AML M2	0.375%	06/07/21	06/07/24	0.69	0.375%	\$ 3,000,000.00	\$ 3,000,000.00	
FHLB Callable	3130AMKX9	0.400%	06/07/21	06/07/24	0.69	0.400%	\$ 3,000,000.00	\$ 3,000,000.00	
FHLB Callable	3130AMKZ4	0.400%	06/10/21	06/10/24	0.70	0.400%	\$ 3,000,000.00	\$ 3,000,000.00	
FHLB Callable	3130APYD1	0.900%	12/14/21	06/14/24	0.71	0.900%	\$ 3,000,000.00	\$ 3,000,000.00	
FHLB Callable	3130AMSF0	0.400%	07/01/21	06/28/24	0.75	0.471%	\$ 3,000,000.00	\$ 2,993,700.00	
FHLB Callable	3130AMXQ0	0.475%	07/12/21	07/12/24	0.78	0.475%	\$ 3,000,000.00	\$ 3,000,000.00	
FHLB Callable	3130AMZ88	0.520%	07/12/21	07/12/24	0.78	0.520%	\$ 3,000,000.00	\$ 3,000,000.00	
FHLB Callable	3130APQV0	1.000%	11/16/21	08/16/24	0.88	1.000%	\$ 3,000,000.00	\$ 3,000,000.00	
FHLB Callable	3130APBS2	1.000%	11/23/21	08/23/24	0.90	1.000%	\$ 3,000,000.00	\$ 3,000,000.00	
FHLB Callable	3130ANVA5	0.500%	09/10/21	09/10/24	0.95	0.500%	\$ 3,000,000.00	\$ 3,000,000.00	
FHLB Callable	3130ANRP7	0.500%	09/13/21	09/13/24	0.96	0.500%	\$ 3,000,000.00	\$ 3,000,000.00	
FHLB Bullet	3130ATT31	4.500%	11/07/22	10/03/24	1.01	4.817%	\$ 3,000,000.00	\$ 2,982,930.00	
FHLB Callable	3130AAPAA3	0.555%	10/21/21	10/21/24	1.06	0.555%	\$ 3,000,000.00	\$ 3,000,000.00	
FHLB Callable	3130ATME4	5.000%	10/27/22	01/27/25	1.33	5.000%	\$ 2,000,000.00	\$ 2,000,000.00	
FHLB Callable	3130AXSH7	5.500%	09/11/23	09/11/26	2.95	5.500%	\$ 3,000,000.00	\$ 3,000,000.00	
							\$ 65,000,000.00	\$ 64,976,630.00	13.32%
FHLMC Bullet	3137EAEY1	0.125%	11/18/21	10/16/23	0.04	0.505%	\$ 3,000,000.00	\$ 2,978,340.00	
FHLMC Callable	3134GW6E1	0.320%	07/06/21	11/02/23	0.09	0.320%	\$ 3,000,000.00	\$ 3,000,000.00	
FHLMC Bullet	3137EAEZ8	0.250%	11/24/21	11/06/23	0.10	0.579%	\$ 3,000,000.00	\$ 2,980,890.00	
FHLMC Bullet	3137EAEZ8	0.250%	10/08/21	11/06/23	0.10	0.286%	\$ 3,000,000.00	\$ 2,997,750.00	
FHLMC Callable	3134GXMM3	1.850%	03/22/22	03/22/24	0.48	1.850%	\$ 3,000,000.00	\$ 3,000,000.00	
FHLMC Callable	3134GXPH1	2.020%	03/30/22	03/28/24	0.49	2.020%	\$ 3,000,000.00	\$ 3,000,000.00	
FHLMC Callable	3134GXUH5	3.000%	05/27/22	05/24/24	0.65	3.000%	\$ 3,000,000.00	\$ 3,000,000.00	
FHLMC Callable	3134GY3X8	5.100%	11/30/22	08/30/24	0.92	5.104%	\$ 2,000,000.00	\$ 2,000,000.00	
FHLMC Callable	3134GXT61	4.000%	09/13/22	09/13/24	0.96	4.000%	\$ 2,000,000.00	\$ 2,000,000.00	
FHLMC Callable	3134GYA69	5.000%	12/27/22	09/27/24	0.99	5.005%	\$ 3,000,000.00	\$ 3,000,000.00	
FHLMC Callable	3134GX3D4	4.500%	09/30/22	09/30/24	1.00	4.500%	\$ 2,000,000.00	\$ 2,000,000.00	
FHLMC Callable	3134GXZJ6	3.500%	06/30/22	09/30/24	1.00	3.500%	\$ 2,000,000.00	\$ 2,000,000.00	
FHLMC Callable	3134GX88	4.000%	07/18/22	10/18/24	1.05	4.000%	\$ 2,000,000.00	\$ 2,000,000.00	
FHLMC Callable	3134GXRC0	3.000%	05/05/22	11/05/24	1.10	3.000%	\$ 3,000,000.00	\$ 3,000,000.00	
FHLMC Callable	3134GXK86	4.000%	08/18/22	11/18/24	1.14	4.000%	\$ 2,000,000.00	\$ 2,000,000.00	
FHLMC Callable	3134GYJ29	5.150%	02/17/23	02/14/25	1.38	5.195%	\$ 3,000,000.00	\$ 2,997,450.00	
FHLMC Callable	3134GYLE0	5.350%	03/14/23	03/14/25	1.45	5.350%	\$ 3,000,000.00	\$ 3,000,000.00	
FHLMC Callable	3134GYUJ9	5.375%	06/28/23	03/28/25	1.49	5.380%	\$ 3,000,000.00	\$ 3,000,000.00	
							\$ 48,000,000.00	\$ 47,954,430.00	9.83%
FNMA Callable	3136G47L1	0.350%	09/28/21	04/26/24	0.57	0.434%	\$ 3,000,000.00	\$ 2,993,520.00	
FNMA Callable	3135GHP9	5.100%	05/15/23	11/15/24	1.13	5.100%	\$ 3,000,000.00	\$ 3,000,000.00	
FNMA Bullet	3135G0X24	1.625%	01/31/23	01/07/25	1.27	4.307%	\$ 3,000,000.00	\$ 2,852,250.00	
FNMA Callable	3135GAJK8	5.750%	07/24/23	07/24/25	1.82	5.750%	\$ 3,000,000.00	\$ 3,000,000.00	
FNMA Callable	3135GACX7	3.850%	04/26/23	08/28/25	1.91	4.520%	\$ 3,000,000.00	\$ 2,955,690.00	
							\$ 15,000,000.00	\$ 14,801,460.00	3.03%
Treasury Note	91282BT26	1.375%	02/15/22	09/30/23	-	1.482%	\$ 3,000,000.00	\$ 2,994,843.75	
Treasury Note	91282CDA6	0.250%	10/19/21	09/30/23	-	0.405%	\$ 3,000,000.00	\$ 2,991,000.00	
Treasury Note	91282CAP6	0.125%	08/23/21	10/15/23	0.04	0.250%	\$ 3,000,000.00	\$ 2,991,960.00	
Treasury Note	91282CAP6	0.125%	11/16/21	10/15/23	0.04	0.499%	\$ 3,000,000.00	\$ 2,978,700.00	
Treasury Note	91282CDD0	0.375%	11/01/21	10/31/23	0.08	0.501%	\$ 3,000,000.00	\$ 2,992,500.00	
Treasury Note	91282CAW1	0.250%	09/27/21	11/15/23	0.13	0.306%	\$ 4,000,000.00	\$ 3,995,200.00	

Schedule 1
Indian River County, Florida
Board of County Commissioners
Investments By Type
September 30, 2023

Investment Type	CUSIP	Coupon/ Yield	Purchase Date	Maturity Date	Years To Maturity	Yield To Maturity	09/30/23		Portfolio %
							Original Par Amount	Book Value	
Treasury Note	91282CBE0	0.125%	07/09/21	01/15/24	0.29	0.271%	\$ 3,000,000.00	\$ 2,989,050.00	
Treasury Note	91282CBE0	0.125%	11/16/21	01/15/24	0.29	0.596%	\$ 3,000,000.00	\$ 2,969,700.00	
Treasury Note	9128285Z9	2.500%	12/13/22	01/31/24	0.34	4.675%	\$ 3,000,000.00	\$ 2,928,699.00	
Treasury Note	91282CDV0	0.875%	05/19/22	01/31/24	0.34	2.588%	\$ 2,000,000.00	\$ 1,943,320.00	
Treasury Note	91282CDV0	0.875%	03/23/22	01/31/24	0.34	2.158%	\$ 3,000,000.00	\$ 2,930,190.00	
Treasury Note	91282CBM2	0.125%	07/09/21	02/15/24	0.38	0.288%	\$ 3,000,000.00	\$ 2,987,343.75	
Treasury Note	912828W48	2.125%	03/03/23	02/29/24	0.42	5.194%	\$ 3,000,000.00	\$ 2,912,100.00	
Treasury Note	91282CEA5	1.500%	03/23/22	02/29/24	0.42	2.154%	\$ 3,000,000.00	\$ 2,962,968.75	
Treasury Note	91282CBB1	0.250%	08/23/21	03/15/24	0.46	0.327%	\$ 3,000,000.00	\$ 2,994,090.00	
Treasury Note	91282CBB1	0.250%	10/19/21	03/15/24	0.46	0.547%	\$ 3,000,000.00	\$ 2,978,700.00	
Treasury Note	91282CBV2	0.375%	09/27/21	04/15/24	0.54	0.418%	\$ 4,000,000.00	\$ 3,995,640.00	
Treasury Note	91282CBV2	0.375%	10/19/21	04/15/24	0.54	0.572%	\$ 3,000,000.00	\$ 2,985,450.00	
Treasury Note	91282CEK3	2.500%	12/09/22	04/30/24	0.58	4.596%	\$ 3,000,000.00	\$ 2,916,045.00	
Treasury Note	91282CCC3	0.250%	12/03/21	05/15/24	0.62	0.770%	\$ 3,000,000.00	\$ 2,962,170.00	
Treasury Note	91282CCC3	0.250%	08/23/21	05/15/24	0.62	0.375%	\$ 3,000,000.00	\$ 2,989,860.00	
Treasury Note	912828XT2	2.000%	04/07/22	05/31/24	0.67	2.552%	\$ 3,000,000.00	\$ 2,965,560.00	
Treasury Note	91282CCL3	0.375%	10/08/21	07/15/24	0.79	0.500%	\$ 3,000,000.00	\$ 2,989,710.00	
Treasury Note	912828V87	1.750%	12/13/22	07/31/24	0.84	4.529%	\$ 3,000,000.00	\$ 2,870,100.00	
Treasury Note	9128282N9	2.125%	11/30/22	07/31/24	0.84	4.642%	\$ 3,000,000.00	\$ 2,880,000.00	
Treasury Note	9128282N9	2.125%	07/19/22	07/31/24	0.84	3.157%	\$ 2,000,000.00	\$ 1,959,660.00	
Treasury Note	91282CCT6	0.375%	12/03/21	08/15/24	0.88	0.825%	\$ 3,000,000.00	\$ 2,964,000.00	
Treasury Note	9128282U3	1.875%	10/06/22	08/31/24	0.92	4.198%	\$ 2,000,000.00	\$ 1,915,936.00	
Treasury Note	9282CFQ9	4.375%	12/01/22	10/31/24	1.09	4.572%	\$ 3,000,000.00	\$ 2,989,170.00	
Treasury Note	9128283V0	2.500%	11/18/22	01/31/25	1.34	4.403%	\$ 3,000,000.00	\$ 2,881,350.00	
Treasury Note	91282CGG0	4.125%	03/03/23	01/31/25	1.34	4.954%	\$ 3,000,000.00	\$ 2,955,000.00	
Treasury Note	91282CDZ1	1.500%	11/18/22	02/15/25	1.38	4.413%	\$ 3,000,000.00	\$ 2,815,320.00	
Treasury Note	91282CDZ1	1.500%	08/17/23	02/15/25	1.38	5.175%	\$ 3,000,000.00	\$ 2,843,370.00	
Treasury Note	912828ZC7	1.125%	11/30/22	02/28/25	1.42	4.398%	\$ 3,000,000.00	\$ 2,791,875.00	
Treasury Note	91282CED9	1.750%	12/01/22	03/15/25	1.46	4.446%	\$ 3,000,000.00	\$ 2,825,859.38	
Treasury Note	91282CEH0	2.625%	12/12/22	04/15/25	1.54	4.220%	\$ 3,000,000.00	\$ 2,894,296.88	
Treasury Note	9128284M9	2.875%	12/12/22	04/30/25	1.58	4.206%	\$ 3,000,000.00	\$ 2,910,234.38	
Treasury Note	91282CEQ0	2.750%	01/31/23	05/15/25	1.62	4.149%	\$ 3,000,000.00	\$ 2,909,220.00	
Treasury Note	91282CEQ0	2.750%	08/17/23	05/15/25	1.62	5.064%	\$ 3,000,000.00	\$ 2,885,340.00	
Treasury Note	9128284R8	2.875%	05/18/23	05/31/25	1.67	4.090%	\$ 3,000,000.00	\$ 2,929,440.00	
Treasury Note	91282CEU1	2.875%	02/17/23	06/15/25	1.71	4.500%	\$ 3,000,000.00	\$ 2,893,425.00	
Treasury Note	91282CEU1	2.875%	07/18/23	06/15/25	1.71	4.797%	\$ 3,000,000.00	\$ 2,895,900.00	
Treasury Note	912828XZ8	2.750%	07/18/23	06/30/25	1.75	4.769%	\$ 3,000,000.00	\$ 2,888,388.00	
Treasury Note	912828XZ8	2.750%	03/24/23	06/30/25	1.75	3.825%	\$ 3,000,000.00	\$ 2,930,390.63	
Treasury Note	91282CEY3	3.000%	03/24/23	07/15/25	1.79	3.811%	\$ 3,000,000.00	\$ 2,946,562.50	
Treasury Note	912828Y79	2.875%	05/18/23	07/31/25	1.84	4.011%	\$ 3,000,000.00	\$ 2,928,690.00	
Treasury Note	91282CFE6	3.125%	09/12/23	08/15/25	1.88	5.005%	\$ 3,000,000.00	\$ 2,897,695.31	
Treasury Note	9128284Z0	2.750%	05/26/23	08/31/25	1.92	4.331%	\$ 3,000,000.00	\$ 2,898,690.00	
Treasury Note	91282CHV6	5.000%	09/19/23	08/31/25	1.92	5.048%	\$ 3,000,000.00	\$ 2,997,300.00	
Treasury Note	91282CFK2	3.500%	05/26/23	09/15/25	1.96	4.326%	\$ 3,000,000.00	\$ 2,946,093.75	
							<u>\$ 149,000,000.00</u>	<u>\$ 145,788,107.08</u>	29.88%
Regions Bank Money Market							\$ 5,299,874.23		1.08%
Regions Bank Lockbox Accounts							\$ 295,381.90		0.06%
TD Bank Checking Account							\$ 16,192,651.91		3.32%
BankUnited Money Market							\$ 22,122,100.47		4.53%
Valley National Bank Government Interest Checking							\$ 19,904,370.88		4.08%
Marine Bank Business Money Market							\$ 5,139,387.04		1.05%
Florida Trust Day to Day Fund							\$ 27,507,524.00		5.64%
FL STAR							\$ 21,111,288.82		4.33%
FL CLASS - BOCC Funds							\$ 27,399,919.69		5.61%
Total General Cash & Equivalents - Unrestricted							<u>\$ 477,292,366.02</u>		
Restricted Cash - Landfill									
FL CLASS-Landfill Closure & Postclosure Reserves							\$ 10,662,545.87		2.19%
Total Pooled Cash & Equivalents							<u>\$ 487,954,911.89</u>		100.00%
Restricted Cash - Housing Account							\$459,437.72		
Total Portfolio							<u>\$488,414,349.61</u>		

Note: See separate investment report for OPEB funds.

Schedule 2
Indian River County, Florida
Board of County Commissioners
Investment By Maturity Date
September 30, 2023

Investment Type	CUSIP	Coupon/ Yield	Purchase Date	Maturity Date	Years To Maturity	Yield To Maturity	09/30/23		
							Original Par Amount	Book Value	Mo Cash Flow
Treasury Note	912828T26	1.375%	02/15/22	09/30/23	-	1.482%	\$ 3,000,000.00	\$ 2,994,843.75	
Treasury Note	91282CDA6	0.250%	10/19/21	09/30/23	-	0.405%	\$ 3,000,000.00	\$ 2,991,000.00	\$ 6,000,000.00
FFCB Bullet	3133ENAL4	0.290%	12/03/21	10/12/23	0.03	0.578%	\$ 3,000,000.00	\$ 2,984,070.00	
Treasury Note	91282CAP6	0.125%	08/23/21	10/15/23	0.04	0.250%	\$ 3,000,000.00	\$ 2,991,960.00	
Treasury Note	91282CAP6	0.125%	11/16/21	10/15/23	0.04	0.499%	\$ 3,000,000.00	\$ 2,978,700.00	
FHLMC Bullet	3137EAEY1	0.125%	11/18/21	10/16/23	0.04	0.505%	\$ 3,000,000.00	\$ 2,978,340.00	
FFCB Callable	3133ENBN9	0.340%	10/20/21	10/20/23	0.05	0.340%	\$ 3,000,000.00	\$ 3,000,000.00	
Treasury Note	91282CDD0	0.375%	11/01/21	10/31/23	0.08	0.501%	\$ 3,000,000.00	\$ 2,992,500.00	\$ 18,000,000.00
FHLMC Callable	3134GW6E1	0.320%	07/06/21	11/02/23	0.09	0.320%	\$ 3,000,000.00	\$ 3,000,000.00	
FHLMC Bullet	3137EAEZ8	0.250%	10/08/21	11/06/23	0.10	0.286%	\$ 3,000,000.00	\$ 2,997,750.00	
FHLMC Bullet	3137EAEZ8	0.250%	11/24/21	11/06/23	0.10	0.579%	\$ 3,000,000.00	\$ 2,980,890.00	
Treasury Note	91282CAW1	0.250%	09/27/21	11/15/23	0.13	0.306%	\$ 4,000,000.00	\$ 3,995,200.00	\$ 13,000,000.00
FHLMC Callable	3130AQDW0	0.650%	12/29/21	12/29/23	0.25	0.650%	\$ 3,000,000.00	\$ 3,000,000.00	
FHLMC Callable	3130AQST6	0.750%	12/29/21	12/29/23	0.25	0.750%	\$ 3,000,000.00	\$ 3,000,000.00	\$ 6,000,000.00
FFCB Callable	3133EN5X4	5.070%	01/11/23	01/11/24	0.28	5.070%	\$ 3,000,000.00	\$ 3,000,000.00	
Treasury Note	91282CBE0	0.125%	07/09/21	01/15/24	0.29	0.271%	\$ 3,000,000.00	\$ 2,989,050.00	
Treasury Note	91282CBE0	0.125%	11/16/21	01/15/24	0.29	0.596%	\$ 3,000,000.00	\$ 2,969,700.00	
Treasury Note	9128285Z9	2.500%	12/13/22	01/31/24	0.34	4.675%	\$ 3,000,000.00	\$ 2,928,699.00	
Treasury Note	91282CDV0	0.875%	05/19/22	01/31/24	0.34	2.588%	\$ 2,000,000.00	\$ 1,943,320.00	
Treasury Note	91282CDV0	0.875%	03/23/22	01/31/24	0.34	2.158%	\$ 3,000,000.00	\$ 2,930,190.00	\$ 17,000,000.00
FFCB Bullet	3133ENNJ5	1.180%	02/09/22	02/09/24	0.36	1.180%	\$ 3,000,000.00	\$ 3,000,000.00	
Treasury Note	91282CBM2	0.125%	07/09/21	02/15/24	0.38	0.288%	\$ 3,000,000.00	\$ 2,987,343.75	
FHLMC Callable	3130ANFP0	0.350%	08/23/21	02/23/24	0.40	0.350%	\$ 3,000,000.00	\$ 3,000,000.00	
FFCB Bullet	3133EMRZ7	0.250%	09/14/21	02/26/24	0.41	0.291%	\$ 3,000,000.00	\$ 2,997,000.00	
Treasury Note	912828W48	2.125%	03/03/23	02/29/24	0.42	5.194%	\$ 3,000,000.00	\$ 2,912,100.00	
Treasury Note	91282CEA5	1.500%	03/23/22	02/29/24	0.42	2.154%	\$ 3,000,000.00	\$ 2,962,968.75	\$ 18,000,000.00
FFCB Callable	3133ENQX1	1.670%	03/08/22	03/08/24	0.44	1.670%	\$ 3,000,000.00	\$ 3,000,000.00	
FHLMC Callable	3130APXN0	0.820%	12/14/21	03/14/24	0.45	0.820%	\$ 3,000,000.00	\$ 3,000,000.00	
Treasury Note	91282CBR1	0.250%	10/19/21	03/15/24	0.46	0.547%	\$ 3,000,000.00	\$ 2,978,700.00	
Treasury Note	91282CBR1	0.250%	08/23/21	03/15/24	0.46	0.327%	\$ 3,000,000.00	\$ 2,994,090.00	
FHLMC Callable	3134GXMM3	1.850%	03/22/22	03/22/24	0.48	1.850%	\$ 3,000,000.00	\$ 3,000,000.00	
FHLMC Callable	3134GXPH1	2.020%	03/30/22	03/28/24	0.49	2.020%	\$ 3,000,000.00	\$ 3,000,000.00	\$ 18,000,000.00
Treasury Note	91282CBV2	0.375%	09/27/21	04/15/24	0.54	0.418%	\$ 4,000,000.00	\$ 3,995,640.00	
Treasury Note	91282CBV2	0.375%	10/19/21	04/15/24	0.54	0.572%	\$ 3,000,000.00	\$ 2,985,450.00	
FNMA Callable	3136G47L1	0.350%	09/28/21	04/26/24	0.57	0.434%	\$ 3,000,000.00	\$ 2,993,520.00	
FHLMC Callable	3130ARNK3	2.625%	04/29/22	04/26/24	0.57	2.625%	\$ 3,000,000.00	\$ 3,000,000.00	
FHLMC Callable	3130AMV33	0.300%	06/29/21	04/29/24	0.58	0.300%	\$ 3,000,000.00	\$ 3,000,000.00	
Treasury Note	91282CEK3	2.500%	12/09/22	04/30/24	0.58	4.596%	\$ 3,000,000.00	\$ 2,916,045.00	\$ 19,000,000.00
FFCB Callable	3133ENCV0	0.670%	11/02/21	05/02/24	0.59	0.670%	\$ 3,000,000.00	\$ 3,000,000.00	
Treasury Note	91282CCC3	0.250%	12/03/21	05/15/24	0.62	0.770%	\$ 3,000,000.00	\$ 2,962,170.00	
Treasury Note	91282CCC3	0.250%	08/23/21	05/15/24	0.62	0.375%	\$ 3,000,000.00	\$ 2,989,860.00	
FFCB Bullet	3133ENWP1	2.625%	06/01/23	05/16/24	0.63	5.213%	\$ 3,000,000.00	\$ 2,928,300.00	
FHLMC Callable	3134GXUH5	3.000%	05/27/22	05/24/24	0.65	3.000%	\$ 3,000,000.00	\$ 3,000,000.00	
Treasury Note	912828XT2	2.000%	04/07/22	05/31/24	0.67	2.552%	\$ 3,000,000.00	\$ 2,965,560.00	\$ 18,000,000.00
FHLMC Callable	3130AMMM1	0.375%	06/03/21	06/03/24	0.68	0.375%	\$ 3,000,000.00	\$ 3,000,000.00	
FHLMC Callable	3130AMLM2	0.375%	06/07/21	06/07/24	0.69	0.375%	\$ 3,000,000.00	\$ 3,000,000.00	
FHLMC Callable	3130AMKX9	0.400%	06/07/21	06/07/24	0.69	0.400%	\$ 3,000,000.00	\$ 3,000,000.00	
FHLMC Callable	3130AMKZ4	0.400%	06/10/21	06/10/24	0.70	0.400%	\$ 3,000,000.00	\$ 3,000,000.00	
FHLMC Callable	3130APYD1	0.900%	12/14/21	06/14/24	0.71	0.900%	\$ 3,000,000.00	\$ 3,000,000.00	
FHLMC Callable	3130AMSF0	0.400%	07/01/21	06/28/24	0.75	0.471%	\$ 3,000,000.00	\$ 2,993,700.00	\$ 18,000,000.00
FFCB Callable	3133EPPH8	5.570%	07/05/23	07/05/24	0.76	5.570%	\$ 3,000,000.00	\$ 3,000,000.00	
FHLMC Callable	3130AMXQ0	0.475%	07/12/21	07/12/24	0.78	0.475%	\$ 3,000,000.00	\$ 3,000,000.00	
FHLMC Callable	3130AMZ88	0.520%	07/12/21	07/12/24	0.78	0.520%	\$ 3,000,000.00	\$ 3,000,000.00	
Treasury Note	91282CCL3	0.375%	10/08/21	07/15/24	0.79	0.500%	\$ 3,000,000.00	\$ 2,989,710.00	
Treasury Note	912828Y87	1.750%	12/13/22	07/31/24	0.84	4.529%	\$ 3,000,000.00	\$ 2,870,100.00	
Treasury Note	912828ZN9	2.125%	11/30/22	07/31/24	0.84	4.642%	\$ 3,000,000.00	\$ 2,880,000.00	
Treasury Note	912828ZN9	2.125%	07/19/22	07/31/24	0.84	3.157%	\$ 2,000,000.00	\$ 1,959,660.00	\$ 20,000,000.00
Treasury Note	91282CCT6	0.375%	12/03/21	08/15/24	0.88	0.825%	\$ 3,000,000.00	\$ 2,964,000.00	
FFCB Bullet	3133ENG20	3.300%	11/07/22	08/15/24	0.88	4.787%	\$ 3,000,000.00	\$ 2,924,910.00	
FHLMC Callable	3130APQV0	1.000%	11/16/21	08/16/24	0.88	1.000%	\$ 3,000,000.00	\$ 3,000,000.00	
FHLMC Callable	3130APBS2	1.000%	11/23/21	08/23/24	0.90	1.000%	\$ 3,000,000.00	\$ 3,000,000.00	
FFCB Bullet	3133ENJ84	3.375%	03/24/23	08/26/24	0.91	3.957%	\$ 3,000,000.00	\$ 2,976,000.00	
FHLMC Callable	3134GY3X8	5.100%	11/30/22	08/30/24	0.92	5.104%	\$ 2,000,000.00	\$ 2,000,000.00	
Treasury Note	912828ZU3	1.875%	10/06/22	08/31/24	0.92	4.198%	\$ 2,000,000.00	\$ 1,915,936.00	\$ 19,000,000.00
FFCB Callable	3133ENQC7	1.940%	03/03/22	09/03/24	0.93	1.940%	\$ 3,000,000.00	\$ 3,000,000.00	
FHLMC Callable	3130ANVA5	0.500%	09/10/21	09/10/24	0.95	0.500%	\$ 3,000,000.00	\$ 3,000,000.00	
FHLMC Callable	3134GXT61	4.000%	09/13/22	09/13/24	0.96	4.000%	\$ 2,000,000.00	\$ 2,000,000.00	
FHLMC Callable	3130ANRP7	0.500%	09/13/21	09/13/24	0.96	0.500%	\$ 3,000,000.00	\$ 3,000,000.00	
FHLMC Callable	3134GYA69	5.000%	12/27/22	09/27/24	0.99	5.005%	\$ 3,000,000.00	\$ 3,000,000.00	
FHLMC Callable	3134GX3D4	4.500%	09/30/22	09/30/24	1.00	4.500%	\$ 2,000,000.00	\$ 2,000,000.00	
FHLMC Callable	3134GZJF6	3.500%	06/30/22	09/30/24	1.00	3.500%	\$ 2,000,000.00	\$ 2,000,000.00	\$ 18,000,000.00
FHLMC Callable	3130ATT31	4.500%	11/07/22	10/03/24	1.01	4.817%	\$ 3,000,000.00	\$ 2,982,930.00	
FFCB Callable	3133EN568	4.620%	10/17/22	10/17/24	1.05	4.620%	\$ 2,000,000.00	\$ 2,000,000.00	
FHLMC Callable	3134GX88	4.000%	07/18/22	10/18/24	1.05	4.000%	\$ 2,000,000.00	\$ 2,000,000.00	
FHLMC Callable	3130APAA3	0.555%	10/21/21	10/21/24	1.06	0.555%	\$ 3,000,000.00	\$ 3,000,000.00	
FFCB Bullet	3133ENCA6	0.700%	10/25/21	10/25/24	1.07	0.700%	\$ 3,000,000.00	\$ 3,000,000.00	
Treasury Note	9282CF09	4.375%	12/01/22	10/31/24	1.09	4.572%	\$ 3,000,000.00	\$ 2,989,170.00	\$ 16,000,000.00
FHLMC Callable	3134GXRC0	3.000%	05/05/22	11/05/24	1.10	3.000%	\$ 3,000,000.00	\$ 3,000,000.00	
FNMA Callable	3135GHP9	5.100%	05/15/23	11/15/24	1.13	5.100%	\$ 3,000,000.00	\$ 3,000,000.00	
FHLMC Callable	3134GXK86	4.000%	08/18/22	11/18/24	1.14	4.000%	\$ 2,000,000.00	\$ 2,000,000.00	\$ 8,000,000.00
FNMA Bullet	3135G0X24	1.625%	01/31/23	01/07/25	1.27	4.307%	\$ 3,000,000.00	\$ 2,852,250.00	
FHLMC Callable	3130ATME4	5.000%	10/27/22	01/27/25	1.33	5.000%	\$ 2,000,000.00	\$ 2,000,000.00	
Treasury Note	91282CGG0	4.125%	03/03/23	01/31/25	1.34	4.954%	\$ 3,000,000.00	\$ 2,955,000.00	
Treasury Note	9128283V0	2.500%	11/18/22	01/31/25	1.34	4.403%	\$ 3,000,000.00	\$ 2,881,350.00	\$ 11,000,000.00
FHLMC Callable	3134GYI29	5.150%	02/17/23	02/14/25	1.38	5.195%	\$ 3,000,000.00	\$ 2,997,450.00	

Schedule 2
Indian River County, Florida
Board of County Commissioners
Investment By Maturity Date
September 30, 2023

Investment Type	CUSIP	Coupon/ Yield	Purchase Date	Maturity Date	Years To Maturity	Yield To Maturity	Original Par Amount	09/30/23		
								Book Value	Mo Cash Flow	
Treasury Note	91282CDZ1	1.500%	08/17/23	02/15/25	1.38	5.175%	\$ 3,000,000.00	\$ 2,843,370.00		
Treasury Note	91282CDZ1	1.500%	11/18/22	02/15/25	1.38	4.413%	\$ 3,000,000.00	\$ 2,815,320.00		
Treasury Note	912828ZC7	1.125%	11/30/22	02/28/25	1.42	4.398%	\$ 3,000,000.00	\$ 2,791,875.00	\$ 12,000,000.00	
FFCB Bullet	3133EPFL4	4.000%	04/26/23	03/10/25	1.44	4.185%	\$ 3,000,000.00	\$ 2,990,160.00		
FHLMC Callable	3134GYLE0	5.350%	03/14/23	03/14/25	1.45	5.350%	\$ 3,000,000.00	\$ 3,000,000.00		
Treasury Note	91282CED9	1.750%	12/01/22	03/15/25	1.46	4.446%	\$ 3,000,000.00	\$ 2,825,859.38		
FHLMC Callable	3134GYUJ9	5.375%	06/28/23	03/28/25	1.49	5.380%	\$ 3,000,000.00	\$ 3,000,000.00	\$ 12,000,000.00	
Treasury Note	91282CEH0	2.625%	12/12/22	04/15/25	1.54	4.220%	\$ 3,000,000.00	\$ 2,894,296.88		
Treasury Note	9128284M9	2.875%	12/12/22	04/30/25	1.58	4.206%	\$ 3,000,000.00	\$ 2,910,234.38	\$ 6,000,000.00	
Treasury Note	91282CEQ0	2.750%	01/31/23	05/15/25	1.62	4.149%	\$ 3,000,000.00	\$ 2,909,220.00		
Treasury Note	91282CEQ0	2.750%	08/17/23	05/15/25	1.62	5.064%	\$ 3,000,000.00	\$ 2,885,340.00		
Treasury Note	9128284R8	2.875%	05/18/23	05/31/25	1.67	4.090%	\$ 3,000,000.00	\$ 2,929,440.00	\$ 9,000,000.00	
Treasury Note	91282CEU1	2.875%	02/17/23	06/15/25	1.71	4.500%	\$ 3,000,000.00	\$ 2,893,425.00		
Treasury Note	91282CEU1	2.875%	07/18/23	06/15/25	1.71	4.797%	\$ 3,000,000.00	\$ 2,895,900.00		
Treasury Note	912828XZ8	2.750%	07/18/23	06/30/25	1.75	4.769%	\$ 3,000,000.00	\$ 2,888,388.00		
Treasury Note	912828XZ8	2.750%	03/24/23	06/30/25	1.75	3.825%	\$ 3,000,000.00	\$ 2,930,390.63	\$ 12,000,000.00	
Treasury Note	91282CEY3	3.000%	03/24/23	07/15/25	1.79	3.811%	\$ 3,000,000.00	\$ 2,946,562.50		
FNMA Callable	3135GAUK8	5.750%	07/24/23	07/24/25	1.82	5.750%	\$ 3,000,000.00	\$ 3,000,000.00		
FFCB Callable	3133EPQP3	5.330%	07/24/23	07/24/25	1.82	5.330%	\$ 3,000,000.00	\$ 3,000,000.00		
Treasury Note	912828Y79	2.875%	05/18/23	07/31/25	1.84	4.011%	\$ 3,000,000.00	\$ 2,928,690.00	\$ 12,000,000.00	
FFCB Callable	3133EPTD7	5.370%	08/14/23	08/14/25	1.87	5.370%	\$ 3,000,000.00	\$ 3,000,000.00		
Treasury Note	91282CFE6	3.125%	09/12/23	08/15/25	1.88	5.005%	\$ 3,000,000.00	\$ 2,897,695.31		
FNMA Callable	3135GACX7	3.850%	04/26/23	08/28/25	1.91	4.520%	\$ 3,000,000.00	\$ 2,955,690.00		
Treasury Note	91282CHV6	5.000%	09/19/23	08/31/25	1.92	5.048%	\$ 3,000,000.00	\$ 2,997,300.00		
Treasury Note	9128284Z0	2.750%	05/26/23	08/31/25	1.92	4.331%	\$ 3,000,000.00	\$ 2,898,690.00	\$ 15,000,000.00	
FFCB Bullet	3133EPVY8	5.000%	09/15/23	09/15/25	1.96	5.021%	\$ 3,000,000.00	\$ 2,998,800.00		
Treasury Note	91282CFK2	3.500%	05/26/23	09/15/25	1.96	4.326%	\$ 3,000,000.00	\$ 2,946,093.75	\$ 6,000,000.00	
FFCB Callable	3133EPTW5	5.100%	08/25/23	08/25/26	2.90	5.100%	\$ 3,000,000.00	\$ 3,000,000.00	\$ 3,000,000.00	
FHLB Callable	3130AX5H7	5.500%	09/11/23	09/11/26	2.95	5.500%	\$ 3,000,000.00	\$ 3,000,000.00		
FFCB Callable	3130EPWS0	5.200%	09/25/23	09/25/26	2.99	5.200%	\$ 3,000,000.00	\$ 3,000,000.00	\$ 6,000,000.00	
Sub Total - General Investments								<u>\$ 336,000,000.00</u>	<u>\$ 332,319,867.08</u>	<u>\$ 336,000,000.00</u>

Regions Bank Money Market	\$5,299,874.23
Regions Lockbox Accounts	\$295,381.90
TD Bank Checking Account	\$16,192,651.91
BankUnited Money Market	\$22,122,100.47
Valley National Bank Government Interest Checking	\$19,904,370.88
Marine Bank Business Money Market	\$5,139,387.04
Florida Trust Day to Day Fund	\$27,507,524.00
FL STAR	\$21,111,288.82
FL CLASS - BOCC Funds	\$27,399,919.69
Total General Cash & Equivalents - Unrestricted	<u>\$ 477,292,366.02</u>

Restricted Cash - Landfill

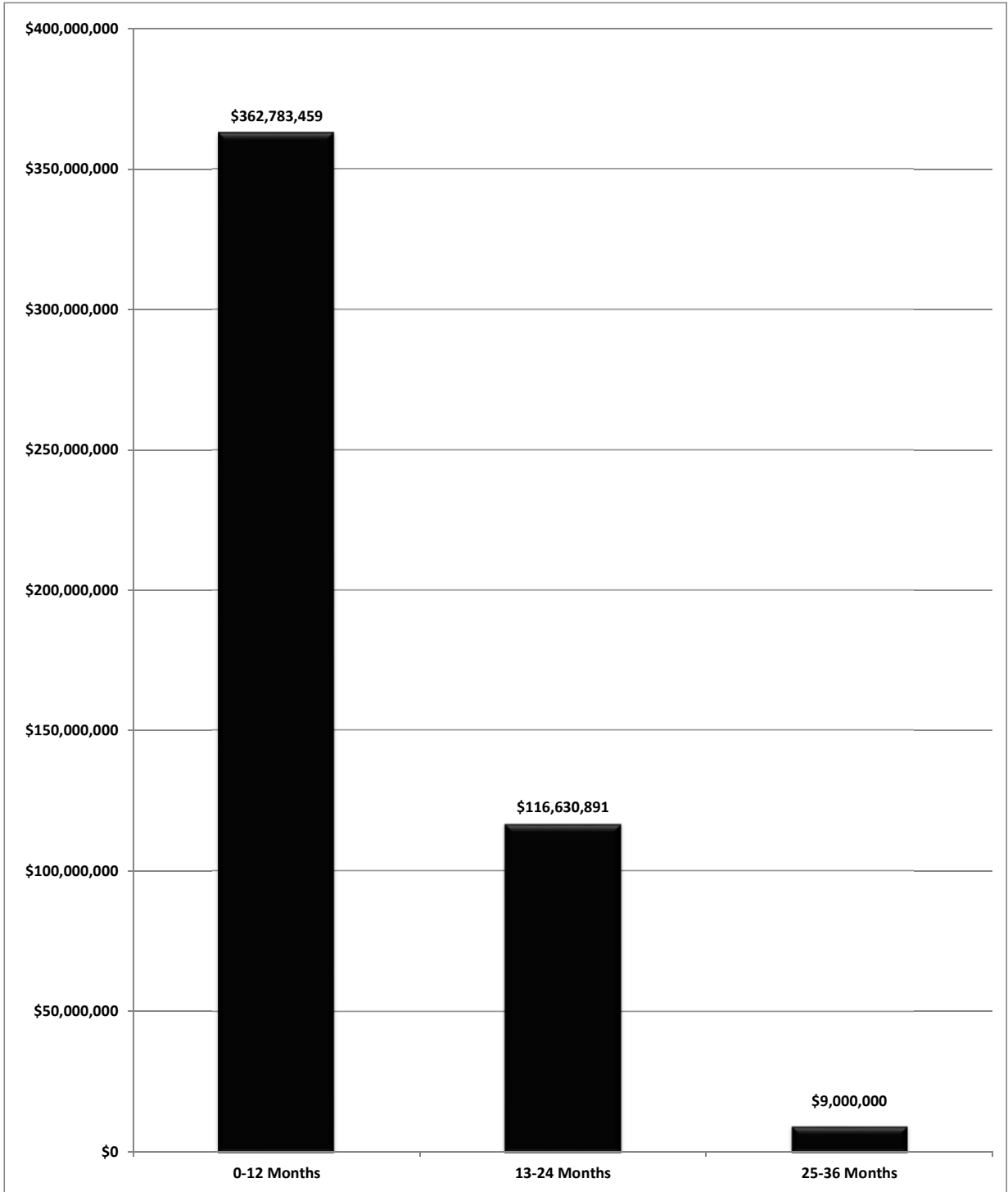
FL CLASS-Landfill Closure & Postclosure Reserves	\$ 10,662,545.87
Total Pooled Cash & Equivalents	<u>\$ 487,954,911.89</u>

Restricted Cash - Housing Account	\$459,437.72
--	---------------------

Total Portfolio	<u>\$ 488,414,349.61</u>
------------------------	---------------------------------

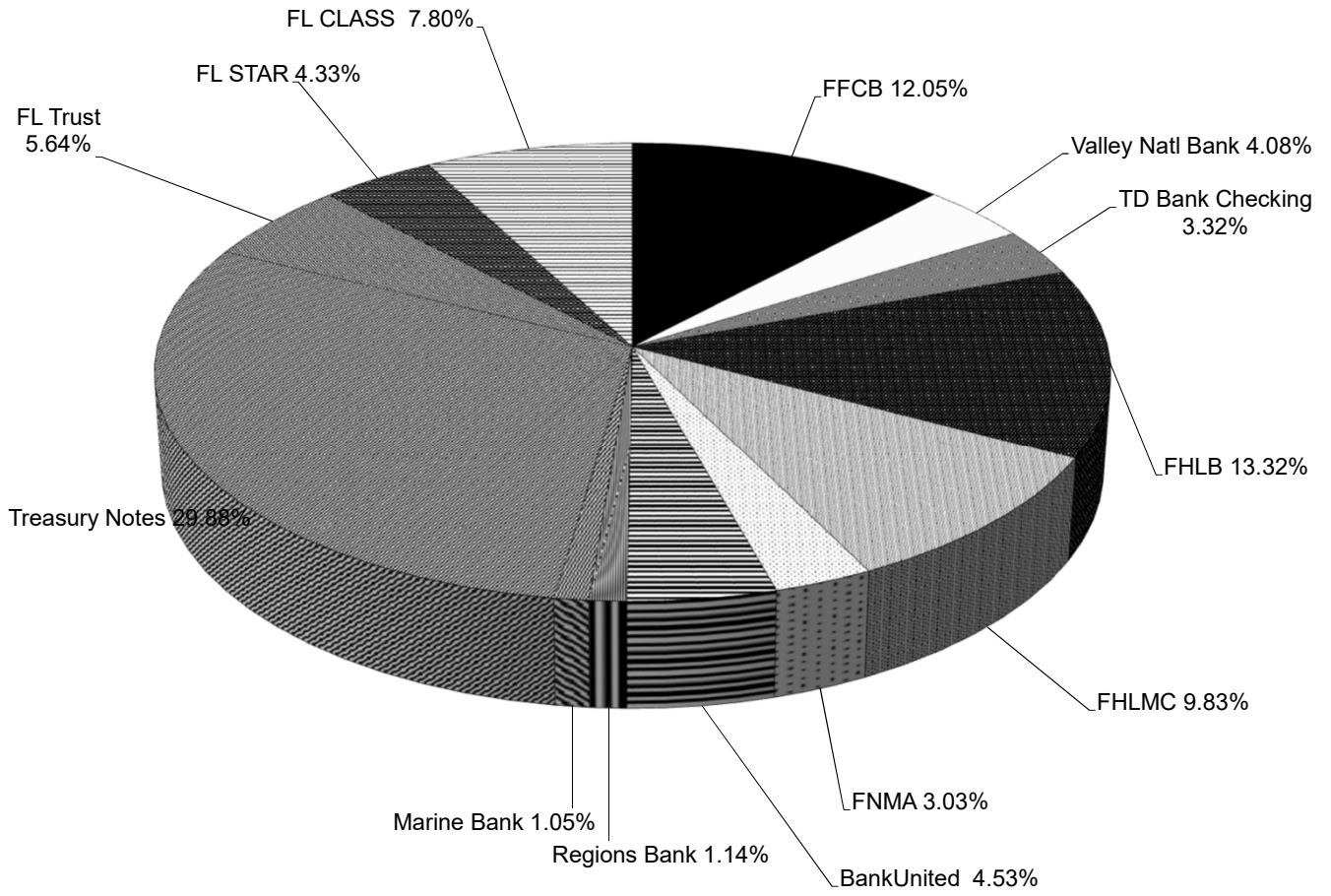
Note: See separate investment report for OPEB funds.

Schedule 3
Indian River County
Portfolio By Maturity Date
September 30, 2023



Total Portfolio \$488,414,350

Schedule 4
Indian River County
Portfolio By Type
September 30, 2023



Schedule 5
Indian River County
Investment Purchases and Calls/Maturities
Quarter Ending
September 30, 2023

PURCHASES:

Investment Description	Yield to Maturity	Purchase Date	Call Date	Maturity Date	Par Amount	Book Value
FFCB Callable	5.570%	07/05/23	01/05/24	07/05/24	\$ 3,000,000.00	\$ 3,000,000.00
Treasury Note	4.797%	07/18/23		06/15/25	\$ 3,000,000.00	\$ 2,895,900.00
Treasury Note	4.769%	07/18/23		06/30/25	\$ 3,000,000.00	\$ 2,888,388.00
FNMA Callable	5.750%	07/24/23	01/24/24	07/24/25	\$ 3,000,000.00	\$ 3,000,000.00
FFCB Callable	5.330%	07/24/23	07/24/24	07/24/25	\$ 3,000,000.00	\$ 3,000,000.00
FFCB Callable	5.370%	08/14/23	08/14/24	08/14/25	\$ 3,000,000.00	\$ 3,000,000.00
Treasury Note	5.175%	08/17/23		02/15/25	\$ 3,000,000.00	\$ 2,843,370.00
Treasury Note	5.064%	08/17/23		05/15/26	\$ 3,000,000.00	\$ 2,885,340.00
FFCB Callable	5.100%	08/25/23	08/25/25	08/25/26	\$ 3,000,000.00	\$ 3,000,000.00
FHLB Callable	5.500%	09/11/23	09/11/24	09/11/26	\$ 3,000,000.00	\$ 3,000,000.00
Treasury Note	5.005%	09/12/23		08/15/25	\$ 3,000,000.00	\$ 2,897,695.31
FFCB Bullet	5.021%	09/15/23		09/15/25	\$ 3,000,000.00	\$ 2,998,800.00
Treasury Note	5.048%	09/19/23		08/31/25	\$ 3,000,000.00	\$ 2,997,300.00
FFCB Callable	5.200%	09/25/23	09/25/25	09/25/26	\$ 3,000,000.00	\$ 3,000,000.00
14					\$ 42,000,000.00	\$ 41,406,793.31

MATURITIES:

Investment Description	Yield to Maturity	Purchase Date	Early Call Date	Maturity Date	Par Amount	Book Value
FNMA Bullet	0.250%	09/29/21		07/10/23	\$ 3,000,000.00	\$ 3,000,000.00
FNMA Bullet	0.367%	11/22/21		07/10/23	\$ 3,000,000.00	\$ 2,994,300.00
FFCB Bullet	0.429%	11/16/21		07/14/23	\$ 3,000,000.00	\$ 2,984,940.00
Treasury Note	0.169%	05/17/21		07/15/23	\$ 6,000,000.00	\$ 5,994,360.00
Treasury Note	1.392%	02/15/22		07/31/23	\$ 3,000,000.00	\$ 2,993,850.00
Treasury Note	0.451%	11/16/21		07/31/23	\$ 3,000,000.00	\$ 2,983,380.00
FHLB Callable	0.220%	08/10/21		08/10/23	\$ 3,000,000.00	\$ 3,000,000.00
Treasury Note	0.175%	05/26/21		08/15/23	\$ 6,000,000.00	\$ 5,993,400.00
FNMA Callable	0.488%	11/18/21		08/18/23	\$ 3,000,000.00	\$ 2,992,770.00
FHLMC Bullet	0.433%	11/22/21		08/24/23	\$ 3,000,000.00	\$ 2,990,400.00
Treasury Note	0.262%	09/27/21		08/31/23	\$ 4,000,000.00	\$ 3,989,520.00
FFCB Callable	0.503%	12/03/21		09/01/23	\$ 3,000,000.00	\$ 2,989,440.00
FHLB Bullet	0.275%	09/28/21		09/08/23	\$ 3,000,000.00	\$ 2,991,300.00
FHLMC Bullet	0.276%	09/28/21		09/08/23	\$ 3,000,000.00	\$ 2,998,500.00
Treasury Note	0.181%	05/20/21		09/15/23	\$ 6,000,000.00	\$ 5,992,200.00
15					\$ 55,000,000.00	\$ 54,888,360.00

Reconciliation of General Investments Only:		
Beginning portfolio (6/30/23)		\$ 345,801,433.77
Total purchased	14 securities	\$ 41,406,793.31
Total matured	15 securities	\$ (54,888,360.00)
Ending portfolio for quarter (9/30/23)		\$ 332,319,867.08

Schedule 6
Indian River County
Change in Monthly Cash Flows For All Pooled Cash/Investment Accounts
Comparison of Six Fiscal Years
September 30, 2023

	Fiscal Year 2017-2018		Fiscal Year 2018-2019		Fiscal Year 2019-2020	
	Net Change	Month End Bal*	Net Change	Month End Bal*	Net Change	Month End Bal*
October	\$ (7,971,324)	\$ 331,604,874	\$ (6,577,674)	\$ 362,277,495	\$ (9,260,244)	\$ 370,053,869
November	\$ 33,131,597	\$ 364,736,471	\$ 48,128,205	\$ 410,405,700	\$ 39,158,339	\$ 409,212,208
December	\$ 41,846,074	\$ 406,582,545	\$ 31,350,078	\$ 441,755,778	\$ 47,023,081	\$ 456,235,289
January	\$ (5,758,898)	\$ 400,823,647	\$ (9,877,034)	\$ 431,878,744	\$ (6,941,131)	\$ 449,294,158
February	\$ 5,191,358	\$ 406,015,005	\$ 2,964,540	\$ 434,843,284	\$ (1,465,745)	\$ 447,828,413
March	\$ (4,784,411)	\$ 401,230,594	\$ (2,750,051)	\$ 432,093,233	\$ (5,997,667)	\$ 441,830,746
April	\$ 1,577,951	\$ 402,808,545	\$ (3,802,746)	\$ 428,290,487	\$ (5,331,833)	\$ 436,498,913
May	\$ (6,945,787)	\$ 395,862,758	\$ (8,379,243)	\$ 419,911,244	\$ (10,937,819)	\$ 425,561,094
June	\$ (9,710,169)	\$ 386,152,589	\$ (9,758,699)	\$ 410,152,545	\$ (13,546,695)	\$ 412,014,399
July	\$ (2,464,004)	\$ 383,688,585	\$ (13,728,763)	\$ 396,423,782	\$ (3,248,804)	\$ 408,765,595
August	\$ (8,022,779)	\$ 375,665,806	\$ (11,767,333)	\$ 384,656,449	\$ (7,041,321)	\$ 401,724,274
September	\$ (6,810,637)	\$ 368,855,169	\$ (5,342,336)	\$ 379,314,113	\$ (10,163,806)	\$ 391,560,468
Net cash flow	\$ 29,278,971		\$ 10,458,944		\$ 12,246,355	

	Fiscal Year 2020-2021		Fiscal Year 2021-2022		Fiscal Year 2022-2023	
	Net Change	Month End Bal*	Net Change	Month End Bal*	Net Change	Month End Bal*
October	\$ (8,561,737)	\$ 382,998,731	\$ 302,966	\$ 428,626,379	\$ (11,358,975)	\$ 445,251,207
November	\$ 39,238,741	\$ 422,237,472	\$ 63,526,149	\$ 492,152,528	\$ 81,589,406	\$ 526,840,613
December	\$ 57,117,548	\$ 479,355,020	\$ 25,611,495	\$ 517,764,023	\$ 23,718,570	\$ 550,559,183
January	\$ (6,119,043)	\$ 473,235,977	\$ 872,988	\$ 518,637,011	\$ (3,315,030)	\$ 547,244,153
February	\$ 12,395,392	\$ 485,631,369	\$ (7,201,984)	\$ 511,435,027	\$ (5,588,003)	\$ 541,656,150
March	\$ (12,127,894)	\$ 473,503,475	\$ (17,106,146)	\$ 494,328,881	\$ (8,973,954)	\$ 532,682,196
April	\$ (9,006,651)	\$ 464,496,824	\$ (11,640,607)	\$ 482,688,274	\$ (5,667,237)	\$ 527,014,959
May	\$ 295,126	\$ 464,791,950	\$ (5,845,338)	\$ 476,842,936	\$ (4,896,353)	\$ 522,118,606
June	\$ (5,748,174)	\$ 459,043,776	\$ (9,580,769)	\$ 467,262,167	\$ (13,714,014)	\$ 508,404,592
July	\$ (11,764,390)	\$ 447,279,386	\$ 6,361,893	\$ 473,624,060	\$ (8,047,244)	\$ 500,357,348
August	\$ (11,517,721)	\$ 435,761,665	\$ (5,770,624)	\$ 467,853,436	\$ (8,246,160)	\$ 492,111,188
September	\$ (7,438,252)	\$ 428,323,413	\$ (11,243,254)	\$ 456,610,182	\$ (8,025,537)	\$ 484,085,651
Net cash flow	\$ 36,762,945		\$ 28,286,769		\$ 27,475,469	

*Schedule represents total assets in 801 fund-including portfolio accounts, FMV adjustments, cash in bank and utilities debt reserve.
Excludes health insurance bank accounts utilized by Florida Blue and the Section 8 HUD bank account.
Source: Balance Sheet for fund 801 (run by month)

Schedule does not include OPEB investments - see separate report.

Schedule 7
Indian River County
Pooled Interest Earnings Analysis
Comparison of Two Prior Fiscal Years With Current Fiscal Year
September 30, 2023 Portfolio

Mo/Yr	Treasuries & Agencies		Banks - (2) - Qualified Public Depositories																		Total Return	(3) Average Return	(4) Benchmark One Year Constant Maturity				
	Interest Earned	Return	TD Bank	Checking	BankUnited -MM	Valley Natl Bk MM	Marine Bank MM	Regions - Bank		Regions - Lockbox		FLCLASS- Landfill		FLCLASS- BOCC		FL STAR		FL Trust-Day to Day		Utilities Reserve							
			Interest Earned	Return	Interest Earned	Return	Interest Earned	Return	Interest Earned	Return	Interest Earned	Return	Interest Earned	Return	Interest Earned	Return	Interest Earned	Return	Interest Earned	Return	Interest Earned	Return	Interest Earned	Return			
Oct-20	\$ 213,191	1.19%	\$ 5,887	0.25%	\$ 9,711	0.35%	\$ 1,570	0.09%	\$ 2,157	0.30%	\$ 192	0.01%	\$ 1,851	1.00%	\$ 1,471	0.23%	\$ 5,862	0.23%	\$ 336	0.08%			\$ 2,470	2.55%	\$ 244,698	0.77%	0.13%
Nov-20	\$ 195,403	1.08%	\$ 5,612	0.25%	\$ 9,630	0.33%	\$ 1,758	0.09%	\$ 602	0.09%	\$ 199	0.01%	\$ 1,418	0.60%	\$ 1,435	0.24%	\$ 5,719	0.24%	\$ 331	0.08%	\$ 756	0.17%	\$ 81	0.08%	\$ 222,944	0.63%	0.12%
Dec-20	\$ 194,641	1.06%	\$ 6,391	0.20%	\$ 9,969	0.28%	\$ 2,349	0.09%	\$ 355	0.05%	\$ 261	0.01%	\$ 1,628	0.60%	\$ 1,192	0.19%	\$ 5,678	0.19%	\$ 459	0.08%	\$ 3,318	0.14%	\$ 81	0.08%	\$ 226,322	0.57%	0.10%
Jan-21	\$ 186,946	1.03%	\$ 5,812	0.20%	\$ 8,892	0.25%	\$ 2,606	0.09%	\$ 349	0.05%	\$ 224	0.01%	\$ 1,367	0.60%	\$ 820	0.13%	\$ 4,192	0.13%	\$ 428	0.07%	\$ 2,785	0.11%	\$ 81	0.08%	\$ 214,502	0.54%	0.10%
Feb-21	\$ 149,188	0.81%	\$ 6,096	0.20%	\$ 8,033	0.25%	\$ 2,412	0.09%	\$ 153	0.02%	\$ 261	0.01%	\$ 1,553	0.60%	\$ 666	0.12%	\$ 3,432	0.12%	\$ 300	0.06%	\$ 2,884	0.09%	\$ 81	0.08%	\$ 175,059	0.43%	0.07%
Mar-21	\$ 120,593	0.69%	\$ 5,651	0.20%	\$ 7,117	0.20%	\$ 2,524	0.08%	\$ 140	0.02%	\$ 320	0.01%	\$ 1,574	0.60%	\$ 666	0.11%	\$ 3,438	0.11%	\$ 210	0.04%	\$ 1,329	0.07%	\$ 81	0.08%	\$ 143,643	0.36%	0.08%
Apr-21	\$ 107,729	0.63%	\$ 5,060	0.20%	\$ 6,888	0.20%	\$ 2,097	0.07%	\$ 144	0.02%	\$ 308	0.01%	\$ 1,543	0.60%	\$ 602	0.10%	\$ 3,113	0.10%	\$ 115	0.02%	\$ 1,630	0.06%	\$ 81	0.08%	\$ 129,310	0.33%	0.06%
May-21	\$ 97,178	0.56%	\$ 5,832	0.20%	\$ 7,119	0.20%	\$ 2,010	0.07%	\$ 131	0.02%	\$ 285	0.01%	\$ 1,611	0.60%	\$ 590	0.10%	\$ 3,048	0.10%	\$ 88	0.01%	\$ 1,329	0.05%	\$ 23	0.02%	\$ 119,244	0.31%	0.05%
Jun-21	\$ 81,479	0.51%	\$ 4,454	0.20%	\$ 6,891	0.20%	\$ 2,175	0.06%	\$ 135	0.02%	\$ 341	0.01%	\$ 1,879	0.60%	\$ 482	0.08%	\$ 2,494	0.08%	\$ 129	0.02%	\$ 1,159	0.04%	\$ 23	0.02%	\$ 101,641	0.27%	0.07%
Jul-21	\$ 82,231	0.51%	\$ 4,545	0.20%	\$ 6,834	0.19%	\$ 2,500	0.08%	\$ 144	0.02%	\$ 259	0.01%	\$ 1,093	0.60%	\$ 463	0.08%	\$ 2,337	0.08%	\$ 308	0.04%	\$ 970	0.04%	\$ 23	0.02%	\$ 101,707	0.27%	0.08%
Aug-21	\$ 60,192	0.39%	\$ 4,928	0.20%	\$ 6,054	0.17%	\$ 3,438	0.10%	\$ 135	0.02%	\$ 161	0.01%	\$ 1,415	0.60%	\$ 418	0.07%	\$ 2,154	0.07%	\$ 667	0.04%	\$ 724	0.04%	\$ 23	0.02%	\$ 80,309	0.22%	0.07%
Sep-21	\$ 60,877	0.36%	\$ 2,239	0.10%	\$ 5,822	0.17%	\$ 3,084	0.10%	\$ 135	0.02%	\$ 143	0.01%	\$ 1,138	0.60%	\$ 353	0.07%	\$ 1,894	0.07%	\$ 688	0.04%	\$ 608	0.02%	\$ 23	0.02%	\$ 77,004	0.22%	0.08%
Oct-21	\$ 68,942	0.36%	\$ 2,088	0.10%	\$ 5,767	0.17%	\$ 2,078	0.08%	\$ 140	0.02%	\$ 61	0.01%	\$ 1,621	0.60%	\$ 377	0.06%	\$ 1,484	0.06%	\$ 723	0.04%	\$ 538	0.02%	\$ 23	0.02%	\$ 83,842	0.23%	0.11%
Nov-21	\$ 79,369	0.35%	\$ 2,127	0.10%	\$ 5,562	0.17%	\$ 2,271	0.08%	\$ 135	0.02%	\$ 137	0.01%	\$ 2,121	0.60%	\$ 534	0.09%	\$ 2,008	0.09%	\$ 701	0.04%	\$ 509	0.03%	\$ 23	0.02%	\$ 95,497	0.23%	0.18%
Dec-21	\$ 96,654	0.38%	\$ 2,453	0.10%	\$ 5,769	0.17%	\$ 2,340	0.08%	\$ 140	0.02%	\$ 132	0.01%	\$ 1,709	0.60%	\$ 636	0.10%	\$ 3,007	0.10%	\$ 743	0.04%	\$ 1,751	0.08%	\$ 23	0.02%	\$ 115,357	0.27%	0.30%
Jan-22	\$ 92,694	0.37%	\$ 2,010	0.10%	\$ 5,406	0.17%	\$ 2,340	0.08%	\$ 140	0.02%	\$ 132	0.01%	\$ 1,869	0.60%	\$ 624	0.10%	\$ 2,968	0.10%	\$ 754	0.04%	\$ 1,865	0.10%	\$ 23	0.02%	\$ 110,825	0.26%	0.55%
Feb-22	\$ 109,773	0.42%	\$ 1,846	0.10%	\$ 4,493	0.17%	\$ 2,014	0.08%	\$ 126	0.02%	\$ 96	0.01%	\$ 1,187	0.60%	\$ 647	0.11%	\$ 2,923	0.11%	\$ 655	0.04%	\$ 2,494	0.15%	\$ 23	0.02%	\$ 126,277	0.30%	1.00%
Mar-22	\$ 142,776	0.52%	\$ 1,624	0.10%	\$ 4,593	0.17%	\$ 1,823	0.08%	\$ 140	0.02%	\$ 18	0.01%	\$ 960	0.60%	\$ 1,700	0.27%	\$ 7,064	0.27%	\$ 2,668	0.16%	\$ 4,692	0.25%	\$ 23	0.02%	\$ 168,081	0.41%	1.34%
Apr-22	\$ 154,995	0.56%	\$ 2,391	0.20%	\$ 5,232	0.35%	\$ 3,009	0.19%	\$ 140	0.02%	\$ 37	0.01%	\$ 887	0.60%	\$ 5,846	0.47%	\$ 11,376	0.47%	\$ 5,463	0.33%	\$ 7,563	0.42%	\$ 23	0.02%	\$ 196,962	0.49%	1.89%
May-22	\$ 172,989	0.63%	\$ 2,452	0.20%	\$ 14,959	0.65%	\$ 5,525	0.33%	\$ 135	0.02%	\$ 18	0.01%	\$ 991	0.80%	\$ 4,769	0.75%	\$ 18,870	0.75%	\$ 12,912	0.76%	\$ 14,465	0.78%	\$ 931	0.95%	\$ 249,016	0.63%	2.06%
Jun-22	\$ 178,073	0.65%	\$ 6,687	0.60%	\$ 17,684	0.80%	\$ 8,275	0.76%	\$ 120	0.02%	\$ 17	0.01%	\$ 1,875	1.40%	\$ 6,464	1.07%	\$ 26,233	1.07%	\$ 19,197	1.17%	\$ 20,779	1.15%	\$ 931	0.95%	\$ 286,335	0.74%	2.65%
Jul-22	\$ 188,880	0.70%	\$ 12,176	0.95%	\$ 27,198	1.31%	\$ 12,227	1.17%	\$ 89	0.02%	\$ 885	0.32%	\$ 2,040	2.00%	\$ 9,963	1.61%	\$ 28,685	1.68%	\$ 31,496	1.60%	\$ 931	0.95%	\$ 355,245	0.90%	3.02%		
Aug-22	\$ 195,244	0.72%	\$ 28,471	1.60%	\$ 39,518	1.95%	\$ 18,989	1.63%	\$ 1,542	0.18%	\$ 2,330	1.26%	\$ 3,580	2.00%	\$ 13,413	2.16%	\$ 54,764	2.16%	\$ 37,512	2.20%	\$ 46,000	2.16%	\$ 931	0.95%	\$ 442,294	1.13%	3.28%
Sept-22	\$ 207,261	0.77%	\$ 22,816	1.60%	\$ 41,166	2.10%	\$ 25,292	2.33%	\$ 172	0.02%	\$ 2,505	1.49%	\$ 3,393	2.60%	\$ 15,224	2.54%	\$ 62,425	2.54%	\$ 39,891	2.41%	\$ 50,529	2.44%			\$ 470,674	1.24%	3.89%
Oct-22	\$ 229,584	0.85%	\$ 31,412	2.50%	\$ 42,666	2.59%	\$ 28,995	2.58%	\$ -	0.73%	\$ 3,526	2.02%	\$ 2,125	2.60%	\$ 23,436	3.17%	\$ 76,699	3.17%	\$ 50,257	2.93%	\$ 62,593	2.93%			\$ 551,293	1.49%	4.43%
Nov-22	\$ 338,785	1.15%	\$ 53,580	3.20%	\$ 53,572	3.42%	\$ 34,000	3.17%	\$ 0.17	1.21%	\$ 5,000	2.74%	\$ 2,985	3.20%	\$ 27,518	3.83%	\$ 83,132	3.83%	\$ 59,417	3.58%	\$ 74,935	3.58%			\$ 732,924	1.67%	4.73%
Dec-22	\$ 426,946	1.36%	\$ 65,031	3.20%	\$ 79,524	3.60%	\$ 63,499	3.75%	\$ 10,613	2.53%	\$ 25,859	3.10%	\$ 2,608	3.60%	\$ 32,262	4.33%	\$ 127,121	4.33%	\$ 68,369	3.97%	\$ 111,133	3.97%			\$ 1,012,965	2.21%	4.68%
Jan-23	\$ 457,744	1.45%	\$ 54,384	3.70%	\$ 92,588	4.07%	\$ 76,374	4.19%	\$ 10,650	2.53%	\$ 24,510	3.30%	\$ 2,886	3.60%	\$ 34,143	4.57%	\$ 132,744	4.57%	\$ 74,533	4.31%	\$ 113,018	4.26%			\$ 1,073,574	2.35%	4.69%
Feb-23	\$ 457,472	1.50%	\$ 55,702	3.70%	\$ 85,653	4.15%	\$ 71,579	4.33%	\$ 9,639	2.53%	\$ 21,772	3.55%	\$ 2,603	3.80%	\$ 32,046	4.73%	\$ 124,591	4.73%	\$ 71,541	4.57%	\$ 106,988	4.56%			\$ 1,039,586	2.30%	4.93%
Mar-23	\$ 518,620	1.68%	\$ 58,831	3.85%	\$ 96,390	4.35%	\$ 82,563	4.57%	\$ 11,384	2.53%	\$ 24,772	3.63%	\$ 2,979	4.00%	\$ 36,282	4.82%	\$ 138,643	4.82%	\$ 81,683	4.69%	\$ 121,100	4.70%			\$ 1,173,247	2.64%	4.68%
Apr-23	\$ 534,612	1.76%	\$ 57,262	4.00%	\$ 89,223	4.51%	\$ 70,118	4.81%	\$ 10,925	2.86%	\$ 18,419	3.82%	\$ 2,095	4.00%	\$ 36,518	4.99%	\$ 133,753	4.99%	\$ 82,245	4.87%	\$ 114,638	4.84%			\$ 1,149,808	2.62%	4.68%
May-23	\$ 566,145	1.90%	\$ 77,123	4.25%	\$ 97,766	4.77%	\$ 86,040	5.00%	\$ 17,196	4.08%	\$ 22,211	4.03%	\$ 2,696	4.20%	\$ 37,008	5.14%	\$ 143,230	5.14%	\$ 88,851	5.06%	\$ 122,399	4.99%			\$ 1,260,665	2.90%	4.91%
Jun-23	\$ 589,516	2.03%	\$ 60,722	4.25%	\$ 95,776	4.85%	\$ 82,236	5.24%	\$ 17,812	4.08%	\$ 18,072	4.07%	\$ 1,644	4.20%	\$ 35,614	5.22%	\$ 137,892	5.22%	\$ 86,882	5.10%	\$ 118,101	5.08%			\$ 1,244,267	2.94%	5.24%
Jul-23	\$ 646,151	2.26%	\$ 74,091	4.25%	\$ 88,071	4.85%	\$ 85,875	5.27%	\$ 16,196	4.08%	\$ 5,157	1.17%	\$ 2,983	4.40%	\$ 37,512	5.29%	\$ 139,548	5.29%	\$ 90,733	5.13%	\$ 118,889	5.16%			\$ 1,305,206	3.13%	5.37%
Aug-23	\$ 692,176	2.47%	\$ 70,665	4.40%	\$ 90,013	4.94%	\$ 86,761	5.30%	\$ 17,370	4.08%	\$ 18,728	4.28%	\$ 2,534	4.40%	\$ 38,664	5.43%	\$ 143,831	5.43%	\$ 94,442	5.31%	\$ 122,594	5.30%			\$ 1,377,778	3.36%	5.37%
Sept-23	\$ 752,636	2.69%	\$ 70,836	4.40%	\$ 90,270	5.10%	\$ 85,096	5.54%	\$ 17,429	4.08%	\$ 18,433	4.49%	\$ 2,586	4.40%	\$ 39,451	5.47%	\$ 136,493	5.47%	\$ 92,421	5.35%	\$ 120,958	5.37%			\$ 1,426,609	3.54%	5.44%

Notes:

- "Investments" are accrued interest on coupon instruments.
- "Bank" is cash received on the overnight investment of the County's cash in the bank.
- Average return is computed by dividing total interest income for the month by the monthly cash balances listed on schedule 6. Does not include mark to market.
- Source of one-year treasury rates is the Federal Reserve website.

This report does not include OPEB funds.

Schedule 8
Indian River County
Allocation of Pooled Cash and Investments By Fund Types
Balance in Funds as of September 30, 2023

	<u>Pooled Investments</u>
General Fund	\$ 90,663,724
Special Revenue Funds	\$ 123,660,130
Debt Service Funds	\$ 639,081
Capital Project Fund	\$ 100,465,223
Solid Waste Fund	\$ 35,354,885
Golf Course Fund	\$ 3,372,150
Building Fund	\$ 7,311,272
Utilities Funds	\$ 78,537,435
Fleet Fund	\$ 161,954
Insurance Funds	\$ 39,375,648
Information Technology Fund	\$ 2,853,573
Fiduciary Fund	\$ 1,690,576
Total Investments	<u>\$ 484,085,651</u>

Schedule includes all pooled investments, FMV adjustments, and cash in bank.
Excludes Section 8 HUD bank account.

Schedule does not include OPEB investments - see separate report.