


JEFFREY R. SMITH, CPA, CGFO, CGMA

Clerk of Circuit Court & Comptroller
Finance Department
1801 27th Street
Vero Beach, FL 32960
Telephone: (772) 226-1516



TO: Board of County Commissioners

FROM: Elissa Nagy, Finance Director

THRU: Jeffrey R. Smith, Clerk of the Circuit Court and Comptroller

DATE: December 2, 2022

SUBJECT: Quarterly Investment Report for Quarter Ending 9/30/2022

BACKGROUND

Attached to this memorandum is the composition of the investment portfolio and investment earnings for the fourth quarter of fiscal year 2022. This report was reviewed by our investment advisory committee on December 1, 2022.

RECOMMENDATION

Staff recommends that the Board of County Commissioners accept the attached Quarterly Investment Report.

JEFFREY R. SMITH, CPA, CGFO, CGMA

Clerk of Circuit Court & Comptroller
Finance Department
1801 27th Street
Vero Beach, FL 32960
Telephone: (772) 226-1516



Indian River County Investment Advisory Committee Quarterly Investment Report

July 1, 2022 through September 30, 2022

INVESTMENT POLICY

In accordance with Section 218.415, Florida Statutes, the Board of County Commissioners adopted an Investment Policy to govern the investment of county funds by the Clerk of the Circuit Court & Comptroller. The Policy states the primary objectives of investment activities are to preserve capital and to provide sufficient liquidity to meet the cash flow needs of the county. Investment returns are secondary to the requirements for safety and liquidity.

INVESTMENT ADVISORY COMMITTEE

An Investment Advisory Committee meets quarterly to review the previous quarter's investment activities, evaluate current and future liquidity needs, and recommend investment strategies. The Committee consists of the County Administrator, or his designee, and a minimum of two qualified citizens with investment or financial management expertise. Kristin Daniels, Budget Director, is the County Administrator's designee. The individuals with investment expertise who have agreed to serve are: David W. Griffis, Founding Principal Vero Beach Global Advisors, Ted Libby, Senior Portfolio Manager with Cypress Capital Group; and Bill Penney, President & CEO of Marine Bank and Trust Company. Also present at the meetings are the Clerk of the Circuit Court & Comptroller, Finance Director, and Internal Audit Director.

AUTHORIZED INVESTMENTS

As permitted by the Investment Policy, surplus funds were invested only in the following types of investments:

- Federal Farm Credit Banks bonds and discount notes (FFCB),
- Federal Home Loan Banks bonds and discount notes (FHLB),
- Federal Home Loan Mortgage Corporation bonds and discount notes (FHLMC),
- Federal National Mortgage Association bonds and discount notes (FNMA),
- Treasury Notes and Bills,
- Other intergovernmental investment pool authorized pursuant to the Florida Interlocal Cooperation Act as provided in F.S. 163.01,
- Certificates of Deposit (CDs), Money Market Funds, and
- Repurchase Agreements.

QUARTERLY AVERAGE YIELD

The overall average yield for the quarter ended September 30, 2022 was 1.09%. The overall average yield for the quarter ended June 30, 2022 was 0.62%.

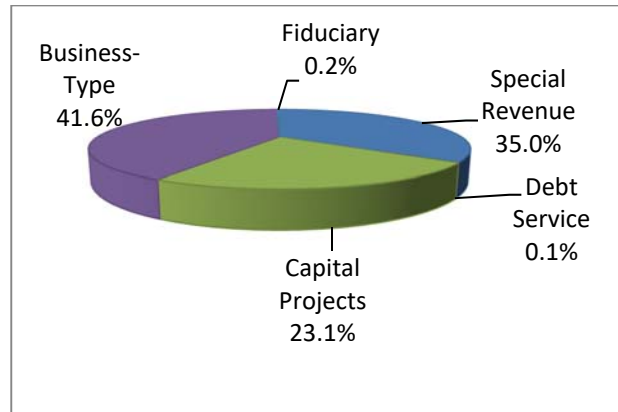
INVESTMENT ACTIVITY

As of September 30, 2022, the investments portfolio book value was \$468,730,909 with a market value of \$456,983,981.

Of the \$468,730,909 portfolio total, \$381,876,069 is restricted for the following purposes:

\$ 133,460,415	Special revenue projects
\$ 615,438	Debt service
\$ 88,186,822	Capital projects
\$ 158,829,943	Business-type activities
783,451	Fiduciary funds
<hr/>	
\$ 381,876,069	TOTAL

RESTRICTED CASH BY FUND TYPE (PERCENTAGES)



The weighted average maturity of the treasury and agency investments as of September 30, 2022 is 14 months. Coupon yields on the individual investments ranged from 0.10% to 4.50%.

Information on investment activity, total cash flows, interest earnings, and charts providing additional information regarding the investment of surplus funds such as the portfolio composition and maturity distribution are attached.

The attached schedules list the portfolio composition and activity for the quarter ending September 30, 2022:

Schedule 1	Portfolio sorted by type of debt instrument
Schedule 2	Portfolio sorted by maturity date
Schedule 3	Portfolio by maturity date bar graph
Schedule 4	Portfolio by type pie chart
Schedule 5	Investment purchases, calls and maturities for the quarter
Schedule 6	Summary of cash flows and balances by month
Schedule 7	Interest earnings summary
Schedule 8	Allocation of investments by fund types (unrestricted and restricted balances)

Schedule 1
Indian River County, Florida
Board of County Commissioners
Investments By Type
September 30, 2022

Investment Type	CUSIP	Coupon/ Yield	Purchase Date	Maturity Date	Years To Maturity	Yield To Maturity	09/30/22		Portfolio %
							Original Par Amount	Book Value	
FFCB Bullet	3133EMDA7	0.160%	11/02/20	10/13/22	0.04	0.165%	\$ 3,000,000.00	\$ 2,999,700.00	
FFCB Bullet	3133ENBT6	0.180%	11/23/21	01/25/23	0.32	0.308%	\$ 3,000,000.00	\$ 2,995,500.00	
FFCB Callable	3133EMQH8	0.110%	02/10/21	02/10/23	0.36	0.110%	\$ 3,000,000.00	\$ 3,000,000.00	
FFCB Bullet	3133EMRQ7	0.100%	03/17/21	02/24/23	0.40	0.156%	\$ 3,000,000.00	\$ 2,996,760.00	
FFCB Bullet	3133EMS52	0.125%	05/07/21	03/09/23	0.44	0.152%	\$ 3,000,000.00	\$ 2,998,500.00	
FFCB Callable	3133EMST0	0.140%	03/10/21	03/10/23	0.44	0.140%	\$ 3,000,000.00	\$ 3,000,000.00	
FFCB Bullet	3133EMG97	0.140%	07/01/21	05/09/23	0.61	0.225%	\$ 3,000,000.00	\$ 2,995,260.00	
FFCB Bullet	3133EMYX4	0.125%	05/10/21	05/10/23	0.61	0.160%	\$ 3,000,000.00	\$ 2,997,900.00	
FFCB Callable	3133EMKG6	0.200%	12/15/20	06/15/23	0.71	0.200%	\$ 3,000,000.00	\$ 3,000,000.00	
FFCB Bullet	3133EMS37	0.125%	11/16/21	07/14/23	0.79	0.429%	\$ 3,000,000.00	\$ 2,984,940.00	
FFCB Callable	3133EL5J9	0.300%	12/03/21	09/01/23	0.92	0.503%	\$ 3,000,000.00	\$ 2,989,440.00	
FFCB Bullet	3133ENAL4	0.290%	12/03/21	10/12/23	1.03	0.578%	\$ 3,000,000.00	\$ 2,984,070.00	
FFCB Callable	3133ENBN9	0.340%	10/20/21	10/20/23	1.05	0.340%	\$ 3,000,000.00	\$ 3,000,000.00	
FFCB Bullet	3133ENNJ5	1.180%	02/09/22	02/09/24	1.36	1.180%	\$ 3,000,000.00	\$ 3,000,000.00	
FFCB Bullet	3133EMRZ7	0.250%	09/14/21	02/26/24	1.41	0.291%	\$ 3,000,000.00	\$ 2,997,000.00	
FFCB Callable	3133ENQX1	1.670%	03/08/22	03/08/24	1.44	1.670%	\$ 3,000,000.00	\$ 3,000,000.00	
FFCB Callable	3133ENCV0	0.670%	11/02/21	05/02/24	1.59	0.670%	\$ 3,000,000.00	\$ 3,000,000.00	
FFCB Callable	3133ENQC7	1.940%	03/03/22	09/03/24	1.93	1.940%	\$ 3,000,000.00	\$ 3,000,000.00	
FFCB Bullet	3133ENCA6	0.700%	10/25/21	10/25/24	2.07	0.700%	\$ 3,000,000.00	\$ 3,000,000.00	
							\$ 57,000,000.00	\$ 56,939,070.00	12.16%
FHLB Bullet	3130ALRG1	0.125%	12/03/21	03/17/23	0.46	0.351%	\$ 3,000,000.00	\$ 2,991,300.00	
FHLB Callable	3130AM5P3	0.180%	04/28/21	04/28/23	0.58	0.180%	\$ 3,000,000.00	\$ 3,000,000.00	
FHLB Bullet	3130AMRY0	0.125%	07/09/21	06/02/23	0.67	0.183%	\$ 3,000,000.00	\$ 2,996,700.00	
FHLB Callable	3130AKL38	0.155%	12/30/20	06/30/23	0.75	0.155%	\$ 3,000,000.00	\$ 3,000,000.00	
FHLB Callable	3130AN7N4	0.220%	08/10/21	08/10/23	0.86	0.220%	\$ 3,000,000.00	\$ 3,000,000.00	
FHLB Bullet	3130AIXD6	0.125%	09/28/21	09/08/23	0.94	0.275%	\$ 3,000,000.00	\$ 2,991,300.00	
FHLB Callable	3130AQDW0	0.650%	12/29/21	12/29/23	1.25	0.650%	\$ 3,000,000.00	\$ 3,000,000.00	
FHLB Callable	3130AQST6	0.750%	12/29/21	12/29/23	1.25	0.750%	\$ 3,000,000.00	\$ 3,000,000.00	
FHLB Callable	3130ANFP0	0.350%	08/23/21	02/23/24	1.40	0.350%	\$ 3,000,000.00	\$ 3,000,000.00	
FHLB Callable	3130APXN0	0.820%	12/14/21	03/14/24	1.45	0.820%	\$ 3,000,000.00	\$ 3,000,000.00	
FHLB Callable	3130ARNK3	2.625%	04/29/22	04/26/24	1.57	2.625%	\$ 3,000,000.00	\$ 3,000,000.00	
FHLB Callable	3130AMV33	0.300%	06/29/21	04/29/24	1.58	0.300%	\$ 3,000,000.00	\$ 3,000,000.00	
FHLB Callable	3130AMMM1	0.375%	06/03/21	06/03/24	1.68	0.375%	\$ 3,000,000.00	\$ 3,000,000.00	
FHLB Callable	3130AML2M	0.375%	06/07/21	06/07/24	1.69	0.375%	\$ 3,000,000.00	\$ 3,000,000.00	
FHLB Callable	3130AMKX9	0.400%	06/07/21	06/07/24	1.69	0.400%	\$ 3,000,000.00	\$ 3,000,000.00	
FHLB Callable	3130AMKZ4	0.400%	06/10/21	06/10/24	1.70	0.400%	\$ 3,000,000.00	\$ 3,000,000.00	
FHLB Callable	3130APYD1	0.900%	12/14/21	06/14/24	1.71	0.900%	\$ 3,000,000.00	\$ 3,000,000.00	
FHLB Callable	3130AMSF0	0.400%	07/01/21	06/28/24	1.75	0.471%	\$ 3,000,000.00	\$ 2,993,700.00	
FHLB Callable	3130AMXQ0	0.475%	07/12/21	07/12/24	1.78	0.475%	\$ 3,000,000.00	\$ 3,000,000.00	
FHLB Callable	3130AMZ88	0.520%	07/12/21	07/12/24	1.78	0.520%	\$ 3,000,000.00	\$ 3,000,000.00	
FHLB Callable	3130APOV0	1.000%	11/16/21	08/16/24	1.88	1.000%	\$ 3,000,000.00	\$ 3,000,000.00	
FHLB Callable	3130APBS2	1.000%	11/23/21	08/23/24	1.90	1.000%	\$ 3,000,000.00	\$ 3,000,000.00	
FHLB Callable	3130ANVA5	0.500%	09/10/21	09/10/24	1.95	0.500%	\$ 3,000,000.00	\$ 3,000,000.00	
FHLB Callable	3130ANRP7	0.500%	09/13/21	09/13/24	1.96	0.500%	\$ 3,000,000.00	\$ 3,000,000.00	
FHLB Callable	3130APAA3	0.555%	10/21/21	10/21/24	2.06	0.555%	\$ 3,000,000.00	\$ 3,000,000.00	
							\$ 75,000,000.00	\$ 74,973,000.00	16.01%
FHLMC Callable	3134GW7E0	0.200%	11/16/20	02/16/23	0.38	0.200%	\$ 3,000,000.00	\$ 3,000,000.00	
FHLMC Bullet	3137EAEQ8	0.375%	11/24/21	04/20/23	0.55	0.398%	\$ 3,000,000.00	\$ 2,999,040.00	
FHLMC Callable	3134GXE88	0.250%	12/02/20	06/01/23	0.67	0.250%	\$ 3,000,000.00	\$ 3,000,000.00	
FHLMC Bullet	3137EAE54	0.250%	10/20/21	06/26/23	0.74	0.334%	\$ 3,000,000.00	\$ 2,995,770.00	
FHLMC Bullet	3137EAEV7	0.250%	11/22/21	08/24/23	0.90	0.433%	\$ 3,000,000.00	\$ 2,990,400.00	
FHLMC Bullet	3137EAEW5	0.250%	09/28/21	09/08/23	0.94	0.276%	\$ 3,000,000.00	\$ 2,998,500.00	
FHLMC Bullet	3137EAEY1	0.125%	11/18/21	10/16/23	1.04	0.505%	\$ 3,000,000.00	\$ 2,978,340.00	
FHLMC Callable	3134GW6E1	0.320%	07/06/21	11/02/23	1.09	0.320%	\$ 3,000,000.00	\$ 3,000,000.00	
FHLMC Bullet	3137EAEZ8	0.250%	11/24/21	11/06/23	1.10	0.579%	\$ 3,000,000.00	\$ 2,980,890.00	
FHLMC Bullet	3137EAEZ8	0.250%	10/08/21	11/06/23	1.10	0.286%	\$ 3,000,000.00	\$ 2,997,750.00	
FHLMC Callable	3134GXMM3	1.850%	03/22/22	03/22/24	1.48	1.850%	\$ 3,000,000.00	\$ 3,000,000.00	
FHLMC Callable	3134GXPH1	2.020%	03/30/22	03/28/24	1.49	2.020%	\$ 3,000,000.00	\$ 3,000,000.00	
FHLMC Callable	3134GXUH5	3.000%	05/27/22	05/24/24	1.65	3.000%	\$ 3,000,000.00	\$ 3,000,000.00	
FHLMC Callable	3134GXT61	4.000%	09/13/22	09/13/24	1.96	4.000%	\$ 2,000,000.00	\$ 2,000,000.00	
FHLMC Callable	3134GX3D4	4.500%	09/30/22	09/30/24	2.00	4.500%	\$ 2,000,000.00	\$ 2,000,000.00	
FHLMC Callable	3134GXZJ6	3.500%	06/30/22	09/30/24	2.00	3.500%	\$ 2,000,000.00	\$ 2,000,000.00	
FHLMC Callable	3134GX88	4.000%	07/18/22	10/18/24	2.05	4.000%	\$ 2,000,000.00	\$ 2,000,000.00	
FHLMC Callable	3134GXRC0	3.000%	05/05/22	11/05/24	2.10	3.000%	\$ 3,000,000.00	\$ 3,000,000.00	
FHLMC Callable	3134GXK86	4.000%	08/18/22	11/18/24	2.14	4.000%	\$ 2,000,000.00	\$ 2,000,000.00	
							\$ 52,000,000.00	\$ 51,940,690.00	11.09%
FNMA Bullet	3135G04Q3	0.250%	11/12/21	05/22/23	0.64	0.375%	\$ 3,000,000.00	\$ 2,994,300.00	
FNMA Bullet	3135G04Q3	0.250%	03/18/22	05/22/23	0.64	1.540%	\$ 3,000,000.00	\$ 2,955,000.00	
FNMA Bullet	3135G05G4	0.250%	09/29/21	07/10/23	0.78	0.250%	\$ 3,000,000.00	\$ 3,000,000.00	
FNMA Bullet	3135G05G4	0.250%	11/22/21	07/10/23	0.78	0.367%	\$ 3,000,000.00	\$ 2,994,300.00	
FNMA Callable	3135G05T6	0.350%	11/18/21	08/18/23	0.88	0.488%	\$ 3,000,000.00	\$ 2,992,770.00	
FNMA Callable	3136G47L1	0.350%	09/28/21	04/26/24	1.57	0.434%	\$ 3,000,000.00	\$ 2,993,520.00	
							\$ 18,000,000.00	\$ 17,929,890.00	3.83%
Treasury Note	91282CBG5	0.125%	12/13/21	01/31/23	0.34	0.350%	\$ 3,000,000.00	\$ 2,992,380.00	
Treasury Note	91282CBG5	0.125%	10/26/21	01/31/23	0.34	0.212%	\$ 3,000,000.00	\$ 2,996,700.00	
Treasury Note	91282CBN0	0.125%	10/29/21	02/28/23	0.41	0.275%	\$ 3,000,000.00	\$ 2,994,000.00	
Treasury Note	91282BZD5	0.500%	02/15/22	03/15/23	0.45	1.217%	\$ 3,000,000.00	\$ 2,977,031.25	
Treasury Note	91282CBU4	0.125%	11/23/21	03/31/23	0.50	0.368%	\$ 3,000,000.00	\$ 2,990,160.00	
Treasury Note	91282BZH6	0.250%	02/14/22	04/15/23	0.54	1.220%	\$ 3,000,000.00	\$ 2,966,250.00	
Treasury Note	91282BZH6	0.250%	12/13/21	04/15/23	0.54	0.445%	\$ 3,000,000.00	\$ 2,992,200.00	

Schedule 1
Indian River County, Florida
Board of County Commissioners
Investments By Type
September 30, 2022

Investment Type	CUSIP	Coupon/ Yield	Purchase Date	Maturity Date	Years To Maturity	Yield To Maturity	Original Par Amount	09/30/22		Portfolio %
								Book Value		
Treasury Note	91282CBX8	0.125%	10/26/21	04/30/23	0.58	0.311%	\$ 3,000,000.00	\$ 2,991,600.00		
Treasury Note	912828ZP8	0.125%	02/14/22	05/15/23	0.62	1.259%	\$ 3,000,000.00	\$ 2,958,000.00		
Treasury Note	912828ZY9	0.125%	05/17/21	07/15/23	0.79	0.169%	\$ 6,000,000.00	\$ 5,994,360.00		
Treasury Note	912828S92	1.250%	02/15/22	07/31/23	0.83	1.392%	\$ 3,000,000.00	\$ 2,993,850.00		
Treasury Note	91282CCN9	0.125%	11/16/21	07/31/23	0.83	0.451%	\$ 3,000,000.00	\$ 2,983,380.00		
Treasury Note	91282CAF8	0.125%	05/26/21	08/15/23	0.87	0.175%	\$ 6,000,000.00	\$ 5,993,400.00		
Treasury Note	91282CCU3	0.125%	09/27/21	08/31/23	0.92	0.262%	\$ 4,000,000.00	\$ 3,989,520.00		
Treasury Note	91282CAK7	0.125%	05/20/21	09/15/23	0.96	0.181%	\$ 6,000,000.00	\$ 5,992,200.00		
Treasury Note	912828T26	1.375%	02/15/22	09/30/23	1.00	1.482%	\$ 3,000,000.00	\$ 2,994,843.75		
Treasury Note	91282CDA6	0.250%	10/19/21	09/30/23	1.00	0.405%	\$ 3,000,000.00	\$ 2,991,000.00		
Treasury Note	91282CAP6	0.125%	08/23/21	10/15/23	1.04	0.250%	\$ 3,000,000.00	\$ 2,991,960.00		
Treasury Note	91282CAP6	0.125%	11/16/21	10/15/23	1.04	0.499%	\$ 3,000,000.00	\$ 2,978,700.00		
Treasury Note	91282CDD0	0.375%	11/01/21	10/31/23	1.08	0.501%	\$ 3,000,000.00	\$ 2,992,500.00		
Treasury Note	91282CAW1	0.250%	09/27/21	11/15/23	1.13	0.306%	\$ 4,000,000.00	\$ 3,995,200.00		
Treasury Note	91282CBE0	0.125%	07/09/21	01/15/24	1.29	0.271%	\$ 3,000,000.00	\$ 2,989,050.00		
Treasury Note	91282CBE0	0.125%	11/16/21	01/15/24	1.29	0.596%	\$ 3,000,000.00	\$ 2,969,700.00		
Treasury Note	91282CDV0	0.875%	05/19/22	01/31/24	1.34	2.588%	\$ 2,000,000.00	\$ 1,943,320.00		
Treasury Note	91282CDV0	0.875%	03/23/22	01/31/24	1.34	2.158%	\$ 3,000,000.00	\$ 2,930,190.00		
Treasury Note	91282CBM2	0.125%	07/09/21	02/15/24	1.38	0.288%	\$ 3,000,000.00	\$ 2,987,343.75		
Treasury Note	91282CEA5	1.500%	03/23/22	02/29/24	1.42	2.154%	\$ 3,000,000.00	\$ 2,962,968.75		
Treasury Note	91282CBP1	0.250%	08/23/21	03/15/24	1.46	0.327%	\$ 3,000,000.00	\$ 2,994,090.00		
Treasury Note	91282CBR1	0.250%	10/19/21	03/15/24	1.46	0.547%	\$ 3,000,000.00	\$ 2,978,700.00		
Treasury Note	91282CBV2	0.375%	09/27/21	04/15/24	1.54	0.418%	\$ 4,000,000.00	\$ 3,995,640.00		
Treasury Note	91282CBV2	0.375%	10/19/21	04/15/24	1.54	0.572%	\$ 3,000,000.00	\$ 2,985,450.00		
Treasury Note	91282CC3	0.250%	12/03/21	05/15/24	1.62	0.770%	\$ 3,000,000.00	\$ 2,962,170.00		
Treasury Note	91282CCC3	0.250%	08/23/21	05/15/24	1.62	0.375%	\$ 3,000,000.00	\$ 2,989,860.00		
Treasury Note	912828XT2	2.000%	04/07/22	05/31/24	1.67	2.552%	\$ 3,000,000.00	\$ 2,965,560.00		
Treasury Note	91282CCL3	0.375%	10/08/21	07/15/24	1.79	0.500%	\$ 3,000,000.00	\$ 2,989,710.00		
Treasury Note	912828Z9	2.125%	07/19/22	07/31/24	1.84	3.157%	\$ 2,000,000.00	\$ 1,959,660.00		
Treasury Note	91282CCT6	0.375%	12/03/21	08/15/24	1.88	0.825%	\$ 3,000,000.00	\$ 2,964,000.00		
							<u>\$ 121,000,000.00</u>	<u>\$ 120,316,647.50</u>		25.69%
Regions Bank Money Market							\$	2,093,414.41		0.44%
Regions Bank Lockbox Accounts							\$	1,821,807.26		0.39%
TD Bank Checking Account							\$	21,212,830.25		4.53%
BankUnited Money Market							\$	24,120,589.36		5.15%
Valley National Bank Government Interest Checking							\$	13,051,234.51		2.79%
Marine Bank Business Money Market							\$	172.00		0.00%
Florida Trust Day to Day Fund							\$	25,200,176.67		5.37%
FL STAR							\$	20,169,916.11		4.31%
FL CLASS - BOCC Funds							\$	29,882,242.99		6.38%
Total General Cash & Equivalents - Unrestricted								<u>\$ 459,651,681.06</u>		
Restricted Cash - Landfill										
FL CLASS-Landfill Closure & Postclosure Reserves							\$	8,705,428.94		1.86%
Total Pooled Cash & Equivalents								<u>\$ 468,357,110.00</u>		<u>100.00%</u>
Restricted Cash - Housing Account								\$373,799.31		
Total Portfolio								<u>\$468,730,909.31</u>		

Note: See separate investment report for OPEB funds.

Schedule 2
Indian River County, Florida
Board of County Commissioners
Investment By Maturity Date
September 30, 2022

Investment Type	CUSIP	Coupon/ Yield	Purchase Date	Maturity Date	Years To Maturity	Yield To Maturity	09/30/22		
							Original Par Amount	Book Value	Mo Cash Flow
FFCB Bullet	3133EMDA7	0.160%	11/02/20	10/13/22	0.04	0.165%	\$ 3,000,000.00	\$ 2,999,700.00	\$ 3,000,000.00
FFCB Bullet	3133ENBT6	0.180%	11/23/21	01/25/23	0.32	0.308%	\$ 3,000,000.00	\$ 2,995,500.00	
Treasury Note	91282CBG5	0.125%	12/13/21	01/31/23	0.34	0.350%	\$ 3,000,000.00	\$ 2,992,380.00	
Treasury Note	91282CBG5	0.125%	10/26/21	01/31/23	0.34	0.212%	\$ 3,000,000.00	\$ 2,996,700.00	\$ 9,000,000.00
FFCB Callable	3133EMQH8	0.110%	02/10/21	02/10/23	0.36	0.110%	\$ 3,000,000.00	\$ 3,000,000.00	
FHLMC Callable	3134GW7E0	0.200%	11/16/20	02/16/23	0.38	0.200%	\$ 3,000,000.00	\$ 3,000,000.00	
FFCB Bullet	3133EMRQ7	0.100%	03/17/21	02/24/23	0.40	0.156%	\$ 3,000,000.00	\$ 2,996,760.00	
Treasury Note	91282CBN0	0.125%	10/29/21	02/28/23	0.41	0.275%	\$ 3,000,000.00	\$ 2,994,000.00	\$ 12,000,000.00
FFCB Bullet	3133EMSS2	0.125%	05/07/21	03/09/23	0.44	0.152%	\$ 3,000,000.00	\$ 2,998,500.00	
FFCB Callable	3133EMST0	0.140%	03/10/21	03/10/23	0.44	0.140%	\$ 3,000,000.00	\$ 3,000,000.00	
Treasury Note	912828ZD5	0.500%	02/15/22	03/15/23	0.45	1.217%	\$ 3,000,000.00	\$ 2,977,031.25	
FHLB Bullet	3130ALRG1	0.125%	12/03/21	03/17/23	0.46	0.351%	\$ 3,000,000.00	\$ 2,991,300.00	
Treasury Note	91282CBU4	0.125%	11/23/21	03/31/23	0.50	0.368%	\$ 3,000,000.00	\$ 2,990,160.00	\$ 15,000,000.00
FHLB Callable	3130AM5P3	0.180%	04/28/21	04/28/23	0.58	0.180%	\$ 3,000,000.00	\$ 3,000,000.00	
Treasury Note	912828ZH6	0.250%	12/13/21	04/15/23	0.54	0.445%	\$ 3,000,000.00	\$ 2,992,200.00	
Treasury Note	912828ZH6	0.250%	02/14/22	04/15/23	0.54	1.220%	\$ 3,000,000.00	\$ 2,966,250.00	
FHLMC Bullet	3137EAQ8	0.375%	11/24/21	04/20/23	0.55	0.398%	\$ 3,000,000.00	\$ 2,999,040.00	
Treasury Note	91282CBX8	0.125%	10/26/21	04/30/23	0.58	0.311%	\$ 3,000,000.00	\$ 2,991,600.00	\$ 15,000,000.00
FFCB Bullet	3133EMG97	0.140%	07/01/21	05/09/23	0.61	0.225%	\$ 3,000,000.00	\$ 2,995,260.00	
FFCB Bullet	3133EMYX4	0.125%	05/10/21	05/10/23	0.61	0.160%	\$ 3,000,000.00	\$ 2,997,900.00	
Treasury Note	912828ZP8	0.125%	02/14/22	05/15/23	0.62	1.259%	\$ 3,000,000.00	\$ 2,958,000.00	
FNMA Bullet	3135G04Q3	0.250%	03/18/22	05/22/23	0.64	1.540%	\$ 3,000,000.00	\$ 2,955,000.00	
FNMA Bullet	3135G04Q3	0.250%	11/12/21	05/22/23	0.64	0.375%	\$ 3,000,000.00	\$ 2,994,300.00	\$ 15,000,000.00
FHLMC Callable	3134GXEX8	0.250%	12/02/20	06/01/23	0.67	0.250%	\$ 3,000,000.00	\$ 3,000,000.00	
FHLB Bullet	3130AMRY0	0.125%	07/09/21	06/02/23	0.67	0.183%	\$ 3,000,000.00	\$ 2,996,700.00	
FFCB Callable	3133EMK66	0.200%	12/15/20	06/15/23	0.71	0.200%	\$ 3,000,000.00	\$ 3,000,000.00	
FHLMC Bullet	3137EAES4	0.250%	10/20/21	06/26/23	0.74	0.334%	\$ 3,000,000.00	\$ 2,995,770.00	
FHLB Callable	3130AKL38	0.155%	12/30/20	06/30/23	0.75	0.155%	\$ 3,000,000.00	\$ 3,000,000.00	\$ 15,000,000.00
FNMA Bullet	3135G05G4	0.250%	09/29/21	07/10/23	0.78	0.250%	\$ 3,000,000.00	\$ 3,000,000.00	
FNMA Bullet	3135G05G4	0.250%	11/22/21	07/10/23	0.78	0.367%	\$ 3,000,000.00	\$ 2,994,300.00	
FFCB Bullet	3133EM537	0.125%	11/16/21	07/14/23	0.79	0.429%	\$ 3,000,000.00	\$ 2,984,940.00	
Treasury Note	912828ZY9	0.125%	05/17/21	07/15/23	0.79	0.169%	\$ 6,000,000.00	\$ 5,994,360.00	
Treasury Note	912828S92	1.250%	02/15/22	07/31/23	0.83	1.392%	\$ 3,000,000.00	\$ 2,993,850.00	
Treasury Note	91282CCN9	0.125%	11/16/21	07/31/23	0.83	0.451%	\$ 3,000,000.00	\$ 2,983,380.00	\$ 21,000,000.00
FHLB Callable	3130AN7N4	0.220%	08/10/21	08/10/23	0.86	0.220%	\$ 3,000,000.00	\$ 3,000,000.00	
Treasury Note	91282CAF8	0.125%	05/26/21	08/15/23	0.87	0.175%	\$ 6,000,000.00	\$ 5,993,400.00	
FNMA Callable	3135G05T6	0.350%	11/18/21	08/18/23	0.88	0.488%	\$ 3,000,000.00	\$ 2,992,770.00	
FHLMC Bullet	3137EAEV7	0.250%	11/22/21	08/24/23	0.90	0.433%	\$ 3,000,000.00	\$ 2,990,400.00	
Treasury Note	91282CCU3	0.125%	09/27/21	08/31/23	0.92	0.262%	\$ 4,000,000.00	\$ 3,989,520.00	\$ 19,000,000.00
FFCB Callable	3133EL5J9	0.300%	12/03/21	09/01/23	0.92	0.503%	\$ 3,000,000.00	\$ 2,989,440.00	
FHLB Bullet	3130AJXD6	0.125%	09/28/21	09/08/23	0.94	0.275%	\$ 3,000,000.00	\$ 2,991,300.00	
FHLMC Bullet	3137EAEW5	0.250%	09/28/21	09/08/23	0.94	0.276%	\$ 3,000,000.00	\$ 2,998,500.00	
Treasury Note	91282CAK7	0.125%	05/20/21	09/15/23	0.96	0.181%	\$ 6,000,000.00	\$ 5,992,200.00	
Treasury Note	912828T26	1.375%	02/15/22	09/30/23	1.00	1.482%	\$ 3,000,000.00	\$ 2,994,843.75	
Treasury Note	91282CDA6	0.250%	10/19/21	09/30/23	1.00	0.405%	\$ 3,000,000.00	\$ 2,991,000.00	\$ 21,000,000.00
FFCB Bullet	3133ENAL4	0.290%	12/03/21	10/12/23	1.03	0.578%	\$ 3,000,000.00	\$ 2,984,070.00	
Treasury Note	91282CAP6	0.125%	08/23/21	10/15/23	1.04	0.250%	\$ 3,000,000.00	\$ 2,991,960.00	
Treasury Note	91282CAP6	0.125%	11/16/21	10/15/23	1.04	0.499%	\$ 3,000,000.00	\$ 2,978,700.00	
FHLMC Bullet	3137EAEY1	0.125%	11/18/21	10/16/23	1.04	0.505%	\$ 3,000,000.00	\$ 2,978,340.00	
FFCB Callable	3133ENBN9	0.340%	10/20/21	10/20/23	1.05	0.340%	\$ 3,000,000.00	\$ 3,000,000.00	
Treasury Note	91282CDD0	0.375%	11/01/21	10/31/23	1.08	0.501%	\$ 3,000,000.00	\$ 2,992,500.00	\$ 18,000,000.00
FHLMC Callable	3134GW6E1	0.320%	07/06/21	11/02/23	1.09	0.320%	\$ 3,000,000.00	\$ 3,000,000.00	
FHLMC Bullet	3137EAEZ8	0.250%	10/08/21	11/06/23	1.10	0.286%	\$ 3,000,000.00	\$ 2,997,750.00	
FHLMC Bullet	3137EAEZ8	0.250%	11/24/21	11/06/23	1.10	0.579%	\$ 3,000,000.00	\$ 2,980,890.00	
Treasury Note	91282CAW1	0.250%	09/27/21	11/15/23	1.13	0.306%	\$ 4,000,000.00	\$ 3,995,200.00	\$ 13,000,000.00
FHLB Callable	3130AQDWO	0.650%	12/29/21	12/29/23	1.25	0.650%	\$ 3,000,000.00	\$ 3,000,000.00	
FHLB Callable	3130AQST6	0.750%	12/29/21	12/29/23	1.25	0.750%	\$ 3,000,000.00	\$ 3,000,000.00	\$ 6,000,000.00
Treasury Note	91282CBE0	0.125%	07/09/21	01/15/24	1.29	0.271%	\$ 3,000,000.00	\$ 2,989,050.00	
Treasury Note	91282CBE0	0.125%	11/16/21	01/15/24	1.29	0.596%	\$ 3,000,000.00	\$ 2,969,700.00	
Treasury Note	91282CDV0	0.875%	05/19/22	01/31/24	1.34	2.588%	\$ 2,000,000.00	\$ 1,943,320.00	
Treasury Note	91282CDV0	0.875%	03/23/22	01/31/24	1.34	2.158%	\$ 3,000,000.00	\$ 2,930,190.00	\$ 11,000,000.00
FFCB Bullet	3133ENNJ5	1.180%	02/09/22	02/09/24	1.36	1.180%	\$ 3,000,000.00	\$ 3,000,000.00	
Treasury Note	91282CBM2	0.125%	07/09/21	02/15/24	1.38	0.288%	\$ 3,000,000.00	\$ 2,987,343.75	
FHLB Callable	3130ANFP0	0.350%	08/23/21	02/23/24	1.40	0.350%	\$ 3,000,000.00	\$ 3,000,000.00	
FFCB Bullet	3133EMRZ7	0.250%	09/14/21	02/26/24	1.41	0.291%	\$ 3,000,000.00	\$ 2,997,000.00	
Treasury Note	91282CEA5	1.500%	03/23/22	02/29/24	1.42	2.154%	\$ 3,000,000.00	\$ 2,962,968.75	\$ 15,000,000.00
FFCB Callable	3133ENQX1	1.670%	03/08/22	03/08/24	1.44	1.670%	\$ 3,000,000.00	\$ 3,000,000.00	
FHLB Callable	3130APXN0	0.820%	12/14/21	03/14/24	1.45	0.820%	\$ 3,000,000.00	\$ 3,000,000.00	
Treasury Note	91282CBR1	0.250%	10/19/21	03/15/24	1.46	0.547%	\$ 3,000,000.00	\$ 2,978,700.00	
Treasury Note	91282CBR1	0.250%	08/23/21	03/15/24	1.46	0.327%	\$ 3,000,000.00	\$ 2,994,090.00	
FHLMC Callable	3134GXMM3	1.850%	03/22/22	03/22/24	1.48	1.850%	\$ 3,000,000.00	\$ 3,000,000.00	
FHLMC Callable	3134GXPH1	2.020%	03/30/22	03/28/24	1.49	2.020%	\$ 3,000,000.00	\$ 3,000,000.00	\$ 18,000,000.00
Treasury Note	91282CBV2	0.375%	09/27/21	04/15/24	1.54	0.418%	\$ 4,000,000.00	\$ 3,995,640.00	
Treasury Note	91282CBV2	0.375%	10/19/21	04/15/24	1.54	0.572%	\$ 3,000,000.00	\$ 2,985,450.00	
FNMA Callable	3136G47L1	0.350%	09/28/21	04/26/24	1.57	0.434%	\$ 3,000,000.00	\$ 2,993,520.00	
FHLB Callable	3130ARNK3	2.625%	04/29/22	04/26/24	1.57	2.625%	\$ 3,000,000.00	\$ 3,000,000.00	
FHLB Callable	3130AMV33	0.300%	06/29/21	04/29/24	1.58	0.300%	\$ 3,000,000.00	\$ 3,000,000.00	\$ 16,000,000.00
FFCB Callable	3133ENCVO	0.670%	11/02/21	05/02/24	1.59	0.670%	\$ 3,000,000.00	\$ 3,000,000.00	
Treasury Note	91282CCC3	0.250%	12/03/21	05/15/24	1.62	0.770%	\$ 3,000,000.00	\$ 2,962,170.00	
Treasury Note	91282CCC3	0.250%	08/23/21	05/15/24	1.62	0.375%	\$ 3,000,000.00	\$ 2,989,860.00	
FHLMC Callable	3134GXUH5	3.000%	05/27/22	05/24/24	1.65	3.000%	\$ 3,000,000.00	\$ 3,000,000.00	
Treasury Note	912828XT2	2.000%	04/07/22	05/31/24	1.67	2.552%	\$ 3,000,000.00	\$ 2,965,560.00	\$ 15,000,000.00
FHLB Callable	3130AMMM1	0.375%	06/03/21	06/03/24	1.68	0.375%	\$ 3,000,000.00	\$ 3,000,000.00	
FHLB Callable	3130AMLML2	0.375%	06/07/21	06/07/24	1.69	0.375%	\$ 3,000,000.00	\$ 3,000,000.00	
FHLB Callable	3130AMKX9	0.400%	06/07/21	06/07/24	1.69	0.400%	\$ 3,000,000.00	\$ 3,000,000.00	

Schedule 2
Indian River County, Florida
Board of County Commissioners
Investment By Maturity Date
September 30, 2022

Investment Type	CUSIP	Coupon/ Yield	Purchase Date	Maturity Date	Years To Maturity	Yield To Maturity	Original Par Amount	09/30/22	
								Book Value	Mo Cash Flow
FHLB Callable	3130AMKZ4	0.400%	06/10/21	06/10/24	1.70	0.400%	\$ 3,000,000.00	\$ 3,000,000.00	
FHLB Callable	3130APYD1	0.900%	12/14/21	06/14/24	1.71	0.900%	\$ 3,000,000.00	\$ 3,000,000.00	
FHLB Callable	3130AMSF0	0.400%	07/01/21	06/28/24	1.75	0.471%	\$ 3,000,000.00	\$ 2,993,700.00	\$ 18,000,000.00
FHLB Callable	3130AMXQ0	0.475%	07/12/21	07/12/24	1.78	0.475%	\$ 3,000,000.00	\$ 3,000,000.00	
FHLB Callable	3130AMZ88	0.520%	07/12/21	07/12/24	1.78	0.520%	\$ 3,000,000.00	\$ 3,000,000.00	
Treasury Note	91282CCL3	0.375%	10/08/21	07/15/24	1.79	0.500%	\$ 3,000,000.00	\$ 2,989,710.00	
Treasury Note	9128282N9	2.125%	07/19/22	07/31/24	1.84	3.157%	\$ 2,000,000.00	\$ 1,959,660.00	\$ 11,000,000.00
Treasury Note	91282CCT6	0.375%	12/03/21	08/15/24	1.88	0.825%	\$ 3,000,000.00	\$ 2,964,000.00	
FHLB Callable	3130APQV0	1.000%	11/16/21	08/16/24	1.88	1.000%	\$ 3,000,000.00	\$ 3,000,000.00	
FHLB Callable	3130APBS2	1.000%	11/23/21	08/23/24	1.90	1.000%	\$ 3,000,000.00	\$ 3,000,000.00	\$ 9,000,000.00
FFCB Callable	3133ENQC7	1.940%	03/03/22	09/03/24	1.93	1.940%	\$ 3,000,000.00	\$ 3,000,000.00	
FHLB Callable	3130ANVA5	0.500%	09/10/21	09/10/24	1.95	0.500%	\$ 3,000,000.00	\$ 3,000,000.00	
FHLMC Callable	3134GXT61	4.000%	09/13/22	09/13/24	1.96	4.000%	\$ 2,000,000.00	\$ 2,000,000.00	
FHLB Callable	3130ANRP7	0.500%	09/13/21	09/13/24	1.96	0.500%	\$ 3,000,000.00	\$ 3,000,000.00	
FHLMC Callable	3134GX3D4	4.500%	09/30/22	09/30/24	2.00	4.500%	\$ 2,000,000.00	\$ 2,000,000.00	
FHLMC Callable	3134GXZJ6	3.500%	06/30/22	09/30/24	2.00	3.500%	\$ 2,000,000.00	\$ 2,000,000.00	\$ 15,000,000.00
FHLMC Callable	3134GXB88	4.000%	07/18/22	10/18/24	2.05	4.000%	\$ 2,000,000.00	\$ 2,000,000.00	
FHLB Callable	3130APAA3	0.555%	10/21/21	10/21/24	2.06	0.555%	\$ 3,000,000.00	\$ 3,000,000.00	
FFCB Bullet	3133ENCA6	0.700%	10/25/21	10/25/24	2.07	0.700%	\$ 3,000,000.00	\$ 3,000,000.00	\$ 8,000,000.00
FHLMC Callable	3134GXRC0	3.000%	05/05/22	11/05/24	2.10	3.000%	\$ 3,000,000.00	\$ 3,000,000.00	
FHLMC Callable	3134GXX86	4.000%	08/18/22	11/18/24	2.14	4.000%	\$ 2,000,000.00	\$ 2,000,000.00	\$ 5,000,000.00
Sub Total - General Investments							<u>\$ 323,000,000.00</u>	<u>\$ 322,099,297.50</u>	<u>\$ 323,000,000.00</u>

Regions Bank Money Market	\$2,093,414.41
Regions Lockbox Accounts	\$1,821,807.26
TD Bank Checking Account	\$21,212,830.25
BankUnited Money Market	\$24,120,589.36
Valley National Bank Government Interest Checking	\$13,051,234.51
Marine Bank Business Money Market	\$172.00
Florida Trust Day to Day Fund	\$25,200,176.67
FL STAR	\$20,169,916.11
FL CLASS - BOCC Funds	\$29,882,242.99
Total General Cash & Equivalents - Unrestricted	\$ 459,651,681.06

Restricted Cash - Landfill

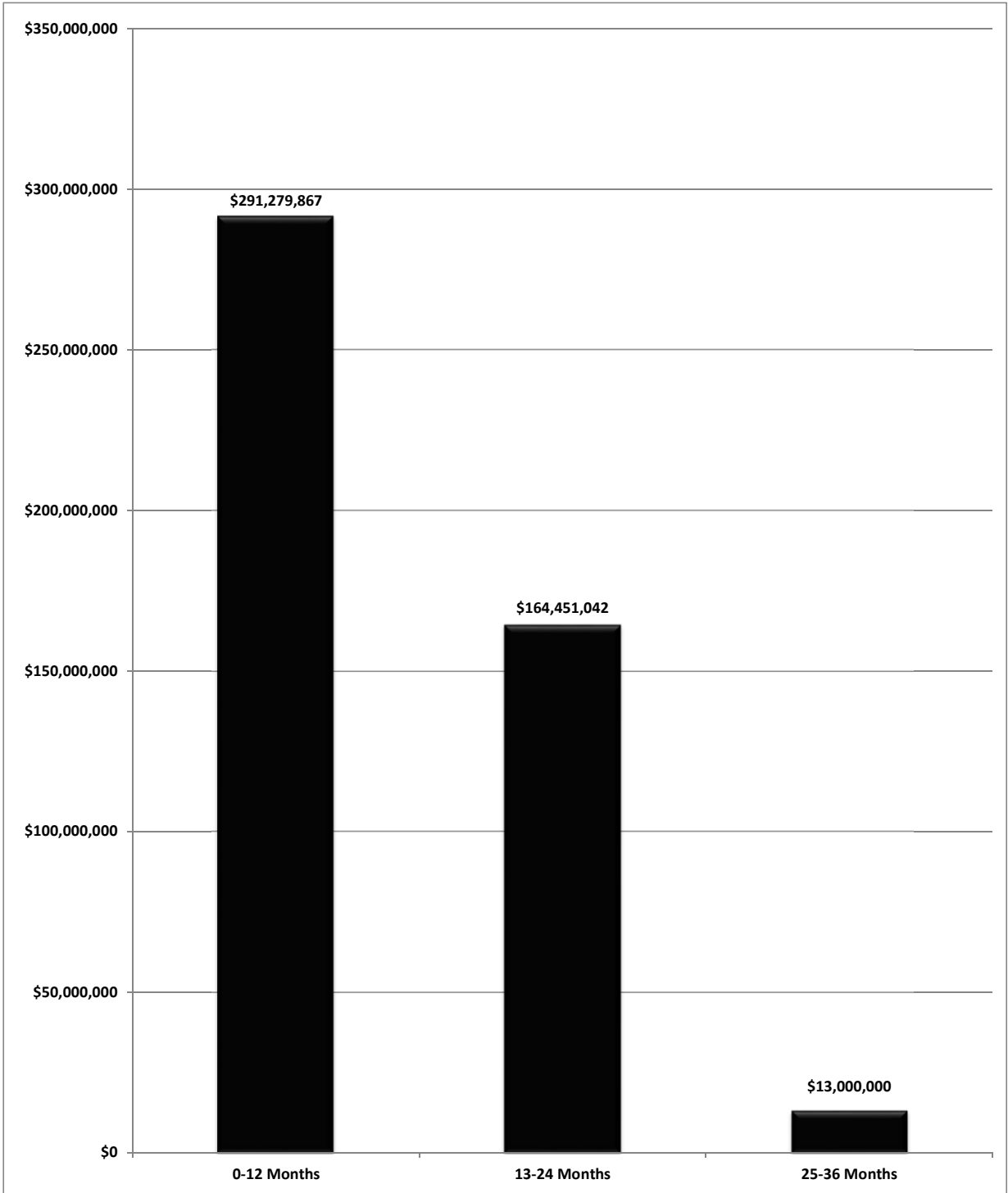
FL CLASS-Landfill Closure & Postclosure Reserves	\$ 8,705,428.94
Total Pooled Cash & Equivalents	\$ 468,357,110.00

Restricted Cash - Housing Account

	\$373,799.31
Total Portfolio	\$ 468,730,909.31

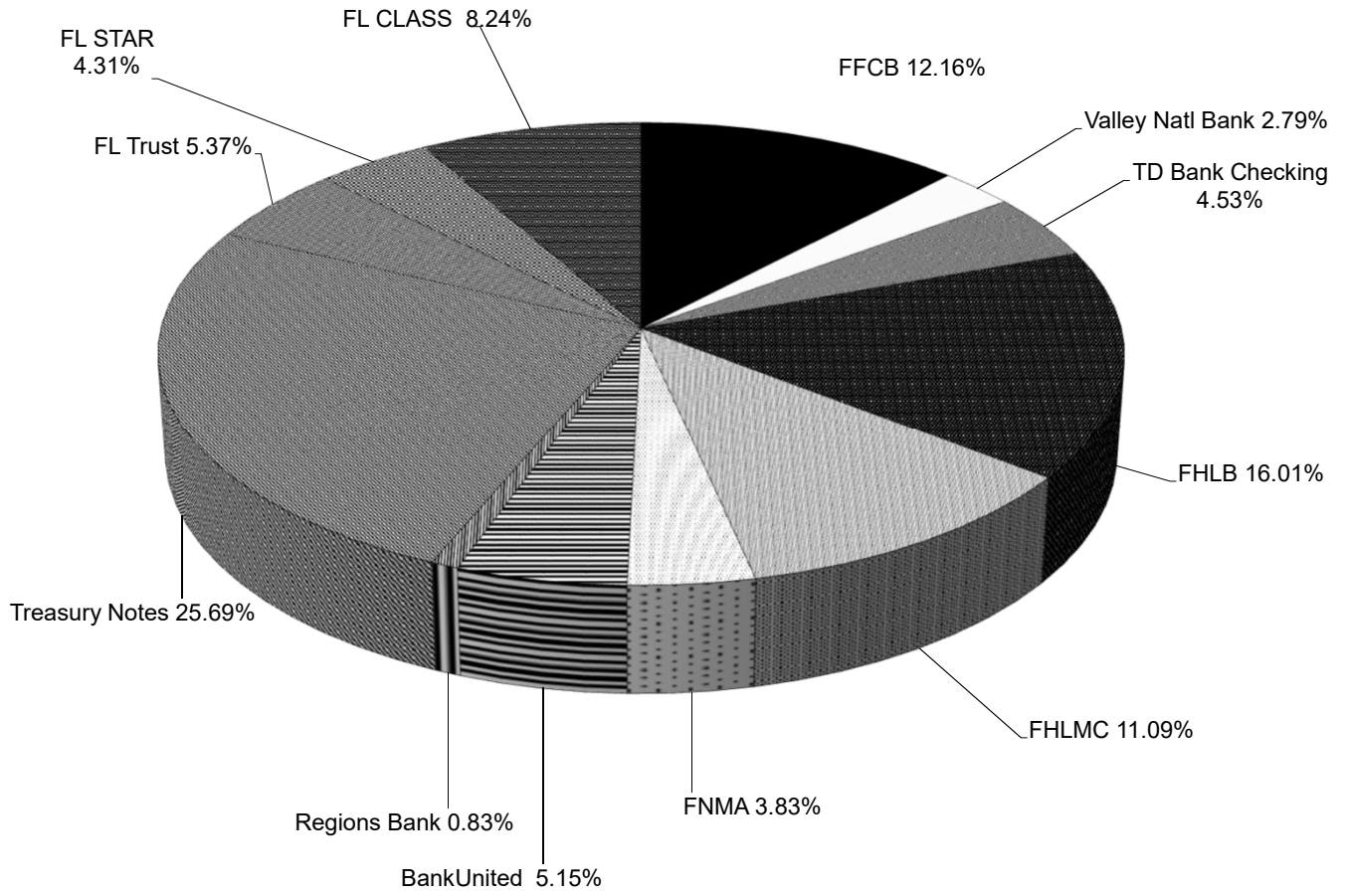
Note: See separate investment report for OPEB funds.

Schedule 3
Indian River County
Portfolio By Maturity Date
September 30, 2022



Total Portfolio \$468,730,909

Schedule 4
Indian River County
Portfolio By Type
September 30, 2022



Schedule 5
Indian River County
Investment Purchases and Calls/Maturities
Quarter Ending
September 30, 2022

PURCHASES:

Investment Description	Yield to Maturity	Purchase Date	Call Date	Maturity Date	Par Amount	Book Value
FHLMC Callable	4.000%	07/18/22	10/18/22	10/18/24	\$ 2,000,000.00	\$ 2,000,000.00
Treasury Note	3.157%	07/19/22		07/31/24	\$ 2,000,000.00	\$ 1,959,660.00
FHLMC Callable	4.000%	08/18/22	11/18/22	11/18/24	\$ 2,000,000.00	\$ 2,000,000.00
FHLMC Callable	4.000%	09/13/22	12/13/22	09/13/24	\$ 2,000,000.00	\$ 2,000,000.00
FHLMC Callable	4.500%	09/30/22	12/30/22	09/30/24	\$ 2,000,000.00	\$ 2,000,000.00
5					\$ 10,000,000.00	\$ 9,959,660.00

MATURITIES:

Investment Description	Yield to Maturity	Purchase Date	Early Call Date	Maturity Date	Par Amount	Book Value
FHLMC Bullet	0.146%	11/17/20		07/25/22	\$ 3,000,000.00	\$ 2,998,950.00
FHLB Callable	0.260%	07/28/20		07/28/22	\$ 3,000,000.00	\$ 3,000,000.00
FFCB Bullet	0.121%	03/17/21		08/02/22	\$ 3,000,000.00	\$ 2,999,130.00
FFCB Callable	0.120%	12/22/20		09/22/22	\$ 3,000,000.00	\$ 3,000,000.00
Treasury Note	0.743%	02/18/22		09/30/22	\$ 3,000,000.00	\$ 2,988,690.00
5					\$ 15,000,000.00	\$ 14,986,770.00

Reconciliation of General Investments Only:			
Beginning portfolio (6/30/22)			\$ 327,126,407.50
Total purchased	5 securities		\$ 9,959,660.00
Total matured	5 securities		\$ (14,986,770.00)
Ending portfolio for quarter (9/30/22)			\$ 322,099,297.50

Schedule 6
Indian River County
Change in Monthly Cash Flows For All Pooled Cash/Investment Accounts
Comparison of Six Fiscal Years
September 30, 2022

	Fiscal Year 2016-2017		Fiscal Year 2017-2018		Fiscal Year 2018-2019	
	Net Change	Month End Bal*	Net Change	Month End Bal*	Net Change	Month End Bal*
October	\$ (6,856,660)	\$ 314,462,401	\$ (7,971,324)	\$ 331,604,874	\$ (6,577,674)	\$ 362,277,495
November	\$ 29,862,090	\$ 344,324,491	\$ 33,131,597	\$ 364,736,471	\$ 48,128,205	\$ 410,405,700
December	\$ 37,277,098	\$ 381,601,589	\$ 41,846,074	\$ 406,582,545	\$ 31,350,078	\$ 441,755,778
January	\$ (931,868)	\$ 380,669,721	\$ (5,758,898)	\$ 400,823,647	\$ (9,877,034)	\$ 431,878,744
February	\$ (2,015,776)	\$ 378,653,945	\$ 5,191,358	\$ 406,015,005	\$ 2,964,540	\$ 434,843,284
March	\$ 442,916	\$ 379,096,861	\$ (4,784,411)	\$ 401,230,594	\$ (2,750,051)	\$ 432,093,233
April	\$ (2,740,420)	\$ 376,356,441	\$ 1,577,951	\$ 402,808,545	\$ (3,802,746)	\$ 428,290,487
May	\$ (4,378,477)	\$ 371,977,964	\$ (6,945,787)	\$ 395,862,758	\$ (8,379,243)	\$ 419,911,244
June	\$ (6,628,797)	\$ 365,349,167	\$ (9,710,169)	\$ 386,152,589	\$ (9,758,699)	\$ 410,152,545
July	\$ (10,868,408)	\$ 354,480,759	\$ (2,464,004)	\$ 383,688,585	\$ (13,728,763)	\$ 396,423,782
August	\$ (9,027,471)	\$ 345,453,288	\$ (8,022,779)	\$ 375,665,806	\$ (11,767,333)	\$ 384,656,449
September	\$ (5,877,090)	\$ 339,576,198	\$ (6,810,637)	\$ 368,855,169	\$ (5,342,336)	\$ 379,314,113
Net cash flow	\$ 18,257,137		\$ 29,278,971		\$ 10,458,944	

	Fiscal Year 2019-2020		Fiscal Year 2020-2021		Fiscal Year 2021-2022	
	Net Change	Month End Bal*	Net Change	Month End Bal*	Net Change	Month End Bal*
October	\$ (9,260,244)	\$ 370,053,869	\$ (8,561,737)	\$ 382,998,731	\$ 302,966	\$ 428,626,379
November	\$ 39,158,339	\$ 409,212,208	\$ 39,238,741	\$ 422,237,472	\$ 63,526,149	\$ 492,152,528
December	\$ 47,023,081	\$ 456,235,289	\$ 57,117,548	\$ 479,355,020	\$ 25,611,495	\$ 517,764,023
January	\$ (6,941,131)	\$ 449,294,158	\$ (6,119,043)	\$ 473,235,977	\$ 872,988	\$ 518,637,011
February	\$ (1,465,745)	\$ 447,828,413	\$ 12,395,392	\$ 485,631,369	\$ (7,201,984)	\$ 511,435,027
March	\$ (5,997,667)	\$ 441,830,746	\$ (12,127,894)	\$ 473,503,475	\$ (17,106,146)	\$ 494,328,881
April	\$ (5,331,833)	\$ 436,498,913	\$ (9,006,651)	\$ 464,496,824	\$ (11,640,607)	\$ 482,688,274
May	\$ (10,937,819)	\$ 425,561,094	\$ 295,126	\$ 464,791,950	\$ (5,845,338)	\$ 476,842,936
June	\$ (13,546,695)	\$ 412,014,399	\$ (5,748,174)	\$ 459,043,776	\$ (9,580,769)	\$ 467,262,167
July	\$ (3,248,804)	\$ 408,765,595	\$ (11,764,390)	\$ 447,279,386	\$ 6,361,893	\$ 473,624,060
August	\$ (7,041,321)	\$ 401,724,274	\$ (11,517,721)	\$ 435,761,665	\$ (5,770,624)	\$ 467,853,436
September	\$ (10,163,806)	\$ 391,560,468	\$ (7,438,252)	\$ 428,323,413	\$ (11,243,253)	\$ 456,610,183
Net cash flow	\$ 12,246,355		\$ 36,762,945		\$ 28,286,770	

*Schedule represents total assets in 801 fund-including portfolio accounts, FMV adjustments, cash in bank and utilities debt reserve.
Excludes health insurance bank accounts utilized by Florida Blue and the Section 8 HUD bank account.
Source: Balance Sheet for fund 801 (run by month)

Schedule does not include OPEB investments - see separate report.

Schedule 7
Indian River County
Pooled Interest Earnings Analysis
Comparison of Two Prior Fiscal Years With Current Fiscal Year
September 30, 2022 Portfolio

Mo/Yr	Treasury & Agencies (1)		Banks - (2) - Qualified Public Depositories																								(4) Benchmark One Year Constant Maturity				
			TD Bank Checking		CenterState-CD		BankUnited -MM		Valley Natl Bk MM		Marine Bank MM		Regions - Bank		Regions - Lockbox		FLCLASS- Landfill		FLCLASS- BOCC		FL STAR		FL Trust-Day to Day		Utilities Reserve			Total Return	(3) Average Return		
			Interest Earned	Return	Interest Earned	Return	Interest Earned	Return	Interest Earned	Return	Interest Earned	Return	Interest Earned	Return	Interest Earned	Return	Interest Earned	Return	Interest Earned	Return	Interest Earned	Return	Interest Earned	Return	Interest Earned	Return				Interest Earned	Return
Oct-19	\$ 475,405	2.31%	\$ 22,864	1.55%	\$ 13,304	2.50%	\$ 38,430	1.83%	\$ 36,686	2.11%	\$ 7,634	1.77%	\$ 25,362	1.78%	\$ 219	0.60%	\$ 14,585	2.11%	\$ 27,445	2.11%							\$ 2,470	2.59%	\$ 664,404	2.15%	1.61%
Nov-19	\$ 513,165	2.20%	\$ 23,313	1.55%	\$ 13,362	2.50%	\$ 31,326	1.59%	\$ 30,787	1.88%	\$ 7,645	1.77%	\$ 20,791	1.51%	\$ 418	0.60%	\$ 12,693	1.95%	\$ 25,913	1.95%							\$ 2,470	2.59%	\$ 681,883	2.00%	1.57%
Dec-19	\$ 535,541	2.15%	\$ 29,687	1.30%	\$ 13,387	2.50%	\$ 42,994	1.65%	\$ 34,653	1.59%	\$ 10,144	1.77%	\$ 28,851	1.51%	\$ 1,172	1.00%	\$ 11,812	1.80%	\$ 37,602	1.80%							\$ 2,470	2.56%	\$ 748,313	1.97%	1.55%
Jan-20	\$ 505,875	2.14%	\$ 20,628	1.30%	\$ 13,819	2.50%	\$ 45,324	1.65%	\$ 34,476	1.59%	\$ 12,882	1.76%	\$ 27,925	1.51%	\$ 864	1.00%	\$ 11,563	1.77%	\$ 38,410	1.77%	\$ 4,639	1.54%					\$ 2,470	2.56%	\$ 718,875	1.92%	1.53%
Feb-20	\$ 496,052	2.09%	\$ 21,375	1.30%	\$ 12,580	2.50%	\$ 42,459	1.65%	\$ 31,161	1.59%	\$ 10,678	1.72%	\$ 25,252	1.51%	\$ 574	1.00%	\$ 10,397	1.71%	\$ 37,177	1.71%	\$ 6,296	1.58%					\$ 2,470	2.56%	\$ 696,471	1.87%	1.41%
Mar-20	\$ 452,168	1.98%	\$ 17,150	0.90%	\$ 12,602	2.50%	\$ 35,366	1.15%	\$ 36,414	1.59%	\$ 9,289	1.39%	\$ 19,200	0.88%	\$ 1,388	1.00%	\$ 9,144	1.44%	\$ 33,511	1.44%	\$ 2,749	0.65%					\$ 2,470	2.54%	\$ 631,451	1.72%	0.33%
Apr-20	\$ 402,875	1.87%	\$ 5,471	0.25%	\$ 13,036	2.50%	\$ 10,194	0.35%	\$ 14,059	0.66%	\$ 7,724	1.15%	\$ 2,156	0.10%	\$ 2,844	1.00%	\$ 5,985	1.03%	\$ 23,243	1.03%	\$ 288	0.07%					\$ 2,470	2.55%	\$ 490,345	1.35%	0.18%
May-20	\$ 378,860	1.74%	\$ 4,575	0.25%	\$ 4,345	2.50%	\$ 9,709	0.35%	\$ 1,044	0.05%	\$ 7,586	1.09%	\$ 2,079	0.10%	\$ 2,474	1.00%	\$ 3,969	0.72%	\$ 17,749	0.72%	\$ 384	0.09%					\$ 2,470	2.55%	\$ 435,244	1.23%	0.16%
Jun-20	\$ 329,698	1.60%	\$ 4,775	0.25%			\$ 9,398	0.35%	\$ 1,021	0.05%	\$ 6,426	0.96%	\$ 1,154	0.05%	\$ 1,164	1.00%	\$ 2,713	0.51%	\$ 12,349	0.51%	\$ 474	0.12%					\$ 2,470	2.53%	\$ 371,642	1.08%	0.18%
Jul-20	\$ 292,136	1.45%	\$ 4,685	0.25%			\$ 9,712	0.35%	\$ 1,388	0.08%	\$ 4,904	0.86%	\$ 1,117	0.05%	\$ 1,614	1.00%	\$ 2,355	0.43%	\$ 10,725	0.43%	\$ 421	0.09%					\$ 2,470	2.53%	\$ 331,527	0.97%	0.15%
Aug-20	\$ 269,102	1.39%	\$ 5,763	0.25%			\$ 9,705	0.35%	\$ 1,676	0.09%	\$ 3,357	0.52%	\$ 1,117	0.05%	\$ 2,453	1.00%	\$ 1,911	0.35%	\$ 8,715	0.35%	\$ 361	0.08%					\$ 2,470	2.54%	\$ 306,630	0.92%	0.13%
Sep-20	\$ 237,170	1.26%	\$ 4,564	0.25%			\$ 9,395	0.35%	\$ 1,657	0.10%	\$ 2,696	0.40%	\$ 1,080	0.05%	\$ 1,552	1.00%	\$ 1,391	0.26%	\$ 6,246	0.26%	\$ 342	0.08%					\$ 2,470	2.54%	\$ 268,563	0.82%	0.13%
Oct-20	\$ 213,191	1.19%	\$ 5,887	0.25%			\$ 9,711	0.35%	\$ 1,570	0.09%	\$ 2,157	0.30%	\$ 192	0.01%	\$ 1,851	1.00%	\$ 1,471	0.23%	\$ 5,862	0.23%	\$ 336	0.08%					\$ 2,470	2.55%	\$ 244,698	0.77%	0.13%
Nov-20	\$ 195,403	1.08%	\$ 5,612	0.25%			\$ 9,630	0.33%	\$ 1,758	0.09%	\$ 602	0.09%	\$ 199	0.01%	\$ 1,418	0.60%	\$ 1,435	0.24%	\$ 5,719	0.24%	\$ 331	0.08%	\$ 756	0.17%	\$ 81	0.08%	\$ 222,944	0.63%	0.12%		
Dec-20	\$ 194,641	1.06%	\$ 6,391	0.20%			\$ 9,969	0.28%	\$ 2,349	0.09%	\$ 355	0.05%	\$ 261	0.01%	\$ 1,628	0.60%	\$ 1,192	0.19%	\$ 5,678	0.19%	\$ 459	0.08%	\$ 3,318	0.14%	\$ 81	0.08%	\$ 226,322	0.57%	0.10%		
Jan-21	\$ 186,946	1.03%	\$ 5,812	0.20%			\$ 8,892	0.25%	\$ 2,606	0.09%	\$ 349	0.05%	\$ 224	0.01%	\$ 1,367	0.60%	\$ 820	0.13%	\$ 4,192	0.13%	\$ 428	0.07%	\$ 2,785	0.11%	\$ 81	0.08%	\$ 214,502	0.54%	0.10%		
Feb-21	\$ 149,188	0.81%	\$ 6,096	0.20%			\$ 8,033	0.25%	\$ 2,412	0.09%	\$ 153	0.02%	\$ 261	0.01%	\$ 1,553	0.60%	\$ 666	0.12%	\$ 3,432	0.12%	\$ 300	0.06%	\$ 2,884	0.09%	\$ 81	0.08%	\$ 175,509	0.43%	0.07%		
Mar-21	\$ 120,593	0.69%	\$ 5,651	0.20%			\$ 7,117	0.20%	\$ 2,524	0.08%	\$ 140	0.02%	\$ 320	0.01%	\$ 1,574	0.60%	\$ 666	0.11%	\$ 3,438	0.11%	\$ 210	0.04%	\$ 1,329	0.07%	\$ 81	0.08%	\$ 143,643	0.36%	0.08%		
Apr-21	\$ 107,729	0.63%	\$ 5,060	0.20%			\$ 6,888	0.20%	\$ 2,097	0.07%	\$ 144	0.02%	\$ 308	0.01%	\$ 1,543	0.60%	\$ 602	0.10%	\$ 3,113	0.10%	\$ 115	0.02%	\$ 1,630	0.06%	\$ 81	0.08%	\$ 129,310	0.33%	0.06%		
May-21	\$ 97,178	0.56%	\$ 5,832	0.20%			\$ 7,119	0.20%	\$ 2,010	0.07%	\$ 131	0.02%	\$ 285	0.01%	\$ 1,611	0.60%	\$ 590	0.10%	\$ 3,048	0.10%	\$ 88	0.01%	\$ 1,329	0.05%	\$ 23	0.02%	\$ 119,244	0.31%	0.05%		
Jun-21	\$ 81,479	0.51%	\$ 4,454	0.20%			\$ 6,891	0.20%	\$ 2,175	0.08%	\$ 135	0.02%	\$ 341	0.01%	\$ 1,879	0.60%	\$ 482	0.08%	\$ 2,494	0.08%	\$ 129	0.02%	\$ 1,159	0.04%	\$ 23	0.02%	\$ 101,641	0.27%	0.07%		
Jul-21	\$ 82,231	0.51%	\$ 4,545	0.20%			\$ 6,834	0.19%	\$ 2,500	0.08%	\$ 144	0.02%	\$ 259	0.01%	\$ 1,093	0.60%	\$ 463	0.08%	\$ 2,337	0.08%	\$ 308	0.04%	\$ 970	0.04%	\$ 23	0.02%	\$ 101,707	0.27%	0.08%		
Aug-21	\$ 60,192	0.39%	\$ 4,928	0.20%			\$ 6,054	0.17%	\$ 3,438	0.10%	\$ 135	0.02%	\$ 161	0.01%	\$ 1,415	0.60%	\$ 418	0.07%	\$ 2,154	0.07%	\$ 667	0.04%	\$ 724	0.04%	\$ 23	0.02%	\$ 80,309	0.22%	0.07%		
Sep-21	\$ 60,877	0.36%	\$ 2,239	0.10%			\$ 5,822	0.17%	\$ 3,084	0.10%	\$ 135	0.02%	\$ 143	0.01%	\$ 1,138	0.60%	\$ 353	0.07%	\$ 1,894	0.07%	\$ 688	0.04%	\$ 608	0.02%	\$ 23	0.02%	\$ 77,004	0.22%	0.08%		
Oct-21	\$ 68,942	0.36%	\$ 2,088	0.10%			\$ 5,767	0.17%	\$ 2,078	0.08%	\$ 140	0.02%	\$ 61	0.01%	\$ 1,621	0.60%	\$ 377	0.06%	\$ 1,484	0.06%	\$ 723	0.04%	\$ 538	0.02%	\$ 23	0.02%	\$ 83,842	0.23%	0.11%		
Nov-21	\$ 79,369	0.35%	\$ 2,127	0.10%			\$ 5,562	0.17%	\$ 2,271	0.08%	\$ 135	0.02%	\$ 137	0.01%	\$ 2,121	0.60%	\$ 534	0.09%	\$ 2,008	0.09%	\$ 701	0.04%	\$ 509	0.03%	\$ 23	0.02%	\$ 95,497	0.23%	0.18%		
Dec-21	\$ 96,654	0.38%	\$ 2,453	0.10%			\$ 5,769	0.17%	\$ 2,340	0.08%	\$ 140	0.02%	\$ 132	0.01%	\$ 1,709	0.60%	\$ 636	0.10%	\$ 3,007	0.10%	\$ 743	0.04%	\$ 1,751	0.08%	\$ 23	0.02%	\$ 115,357	0.27%	0.30%		
Jan-22	\$ 92,694	0.37%	\$ 2,010	0.10%			\$ 5,406	0.17%	\$ 2,340	0.08%	\$ 140	0.02%	\$ 132	0.01%	\$ 1,869	0.60%	\$ 624	0.10%	\$ 2,968	0.10%	\$ 754	0.04%	\$ 1,865	0.10%	\$ 23	0.02%	\$ 110,825	0.26%	0.55%		
Feb-22	\$ 109,773	0.42%	\$ 1,846	0.10%			\$ 4,493	0.17%	\$ 2,014	0.08%	\$ 126	0.02%	\$ 96	0.01%	\$ 1,187	0.60%	\$ 647	0.11%	\$ 2,923	0.11%	\$ 655	0.04%	\$ 2,494	0.15%	\$ 23	0.02%	\$ 126,277	0.30%	1.00%		
Mar-22	\$ 142,776	0.52%	\$ 1,624	0.10%			\$ 4,593	0.17%	\$ 1,823	0.08%	\$ 140	0.02%	\$ 18	0.01%	\$ 960	0.60%	\$ 1,700	0.27%	\$ 7,064	0.27%	\$ 2,668	0.16%	\$ 4,692	0.25%	\$ 23	0.02%	\$ 168,081	0.41%	1.34%		
Apr-22	\$ 154,995	0.56%	\$ 2,391	0.20%			\$ 5,232	0.35%	\$ 3,009	0.19%	\$ 140	0.02%	\$ 37	0.01%	\$ 887	0.60%	\$ 5,846	0.47%	\$ 11,376	0.47%	\$ 5,463	0.33%	\$ 7,563	0.42%	\$ 23	0.02%	\$ 196,962	0.49%	1.89%		
May-22	\$ 172,989	0.63%	\$ 2,452	0.20%			\$ 14,959	0.65%	\$ 5,525	0.33%	\$ 135	0.02%	\$ 18	0.01%	\$ 991	0.80%	\$ 4,769	0.75%	\$ 18,870	0.75%	\$ 12,912	0.76%	\$ 14,465	0.78%	\$ 931	0.95%	\$ 249,016	0.63%	2.06%		
Jun-22	\$ 178,073	0.65%	\$ 6,687	0.60%			\$ 17,684	0.80%	\$ 8,275	0.76%	\$ 120	0.02%	\$ 17	0.01%	\$ 1,875	1.40%	\$ 6,464	1.07%	\$ 26,233	1.07%	\$ 19,197	1.17%	\$ 20,779	1.15%	\$ 931	0.95%	\$ 286,335	0.74%	2.65%		
Jul-22	\$ 188,880	0.70%	\$ 12,176	0.95%			\$ 27,198	1.31%	\$ 12,227	1.17%	\$ 89	0.02%	\$ 885	0.32%	\$ 2,040	2.00%	\$ 9,963	1.61%	\$ 40,675	1.61%	\$ 28,685	1.68%	\$ 31,496	1.60%	\$ 931	0.95%	\$ 355,245	0.90%	3.02%		
Aug-22	\$ 195,244	0.72%	\$ 28,471	1.60%			\$ 39,518	1.95%	\$ 18,989	1.63%	\$ 1,542	0.18%	\$ 2,330	1.26%	\$ 3,580	2.00%	\$ 13,413	2.16%	\$ 54,764	2.16%	\$ 37,512	2.20%	\$ 46,000	2.16%	\$ 931	0.95%	\$ 442,294	1.13%	3.28%		
Sep-22	\$ 207,261	0.77%	\$ 22,816	1.60%			\$ 41,166	2.10%	\$ 25,292	2.33%	\$ 172	0.20%	\$ 2,505	1.49%	\$ 3,393	2.60%	\$ 15,224	2.54%	\$ 62,425	2.54%	\$ 39,891	2.41%	\$ 50,529	2.44%	\$ 931	0.95%	\$ 470,674	1.24%	3.69%		

Notes:
1) "Investments" are accrued interest on coupon instruments.
2) "Bank" is cash received on the overnight investment of the County's cash in the bank.
3) Average return is computed by dividing total interest income for the month by the monthly cash balances listed on schedule 6. Does not include mark to market.
4

Schedule 8
Indian River County
Allocation of Pooled Cash and Investments By Fund Types
Balance in Funds as of September 30, 2022

	<u>Pooled Investments</u>
General Fund	\$ 74,734,114
Special Revenue Funds	\$ 133,460,415
Debt Service Funds	\$ 615,438
Capital Project Fund	\$ 88,186,822
Solid Waste Fund	\$ 31,172,260
Golf Course Fund	\$ 2,256,503
Building Fund	\$ 6,978,268
Utilities Funds	\$ 80,808,974
Fleet Fund	\$ 122
Insurance Funds	\$ 34,934,525
Information Technology Fund	\$ 2,679,291
Fiduciary Fund	\$ 783,451
Total Investments	<u>\$ 456,610,183</u>

Schedule includes all pooled investments, FMV adjustments, and cash in bank.
Excludes Section 8 HUD bank account.

Schedule does not include OPEB investments - see separate report.