

# JEFFREY R. SMITH, CPA, CGFO, CGMA

Clerk of Circuit Court & Comptroller  
Finance Department  
1801 27<sup>th</sup> Street  
Vero Beach, FL 32960  
Telephone: (772) 226-1516



TO: Board of County Commissioners

FROM: Elissa Nagy, Finance Director

THRU: Jeffrey R. Smith, Clerk of the Circuit Court and Comptroller

DATE: May 13, 2022

**SUBJECT: Quarterly Investment Report for Quarter Ending 3/31/2022**

---

## **BACKGROUND**

Attached to this memorandum is the composition of the investment portfolio and investment earnings for the second quarter of fiscal year 2022. This report was reviewed by our investment advisory committee on May 12, 2022.

## **RECOMMENDATION**

Staff recommends that the Board of County Commissioners accept the attached Quarterly Investment Report.

# JEFFREY R. SMITH, CPA, CGFO, CGMA

Clerk of Circuit Court & Comptroller  
Finance Department  
1801 27<sup>th</sup> Street  
Vero Beach, FL 32960  
Telephone: (772) 226-1516



## Indian River County Investment Advisory Committee Quarterly Investment Report

January 1, 2022 through March 31, 2022

### INVESTMENT POLICY

In accordance with Section 218.415, Florida Statutes, the Board of County Commissioners adopted an Investment Policy to govern the investment of county funds by the Clerk of the Circuit Court & Comptroller. The Policy states the primary objectives of investment activities are to preserve capital and to provide sufficient liquidity to meet the cash flow needs of the county. Investment returns are secondary to the requirements for safety and liquidity.

### INVESTMENT ADVISORY COMMITTEE

An Investment Advisory Committee meets quarterly to review the previous quarter's investment activities, evaluate current and future liquidity needs, and recommend investment strategies. The Committee consists of the County Administrator, or his designee, and a minimum of two qualified citizens with investment or financial management expertise. Kristin Daniels, Budget Director, is the County Administrator's designee. The individuals with investment expertise who have agreed to serve are: David W. Griffis, Founding Principal Vero Beach Global Advisors, Ted Libby, Senior Portfolio Manager with Cypress Capital Group; and Bill Penney, President & CEO of Marine Bank and Trust Company. Also present at the meetings are the Clerk of the Circuit Court & Comptroller, Finance Director, and Internal Audit Director.

### AUTHORIZED INVESTMENTS

As permitted by the Investment Policy, surplus funds were invested only in the following types of investments:

- Federal Farm Credit Banks bonds and discount notes (FFCB),
- Federal Home Loan Banks bonds and discount notes (FHLB),
- Federal Home Loan Mortgage Corporation bonds and discount notes (FHLMC),
- Federal National Mortgage Association bonds and discount notes (FNMA),
- Treasury Notes and Bills,
- Other intergovernmental investment pool authorized pursuant to the Florida Interlocal Cooperation Act as provided in F.S. 163.01,
- Certificates of Deposit (CDs), Money Market Funds, and
- Repurchase Agreements.

### BOND PROCEEDS INVESTMENT

The current water and sewer bond reserve is held by Bank of New York/Mellon and is presently invested in a treasury bill.

### QUARTERLY AVERAGE YIELD

The overall average yield for the quarter ended March 31, 2022 was 0.32%. The overall average yield for the quarter ended December 31, 2021 was 0.24%.

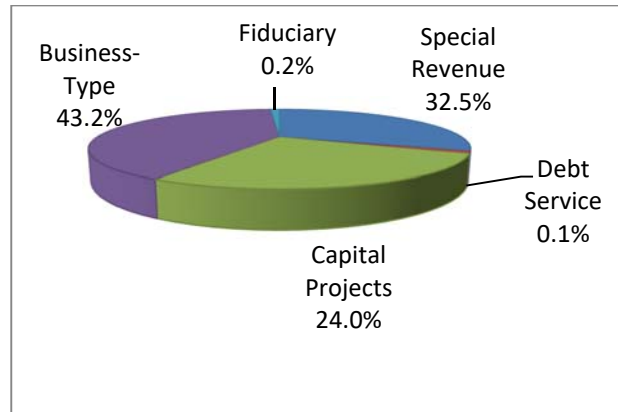
## INVESTMENT ACTIVITY

As of March 31, 2022, the investments portfolio book value was \$501,647,642 with a market value of \$494,774,004.

Of the \$501,647,642 portfolio total, \$389,416,437 is restricted for the following purposes:

\$ 126,623,794	Special revenue projects
\$ 443,063	Debt service
\$ 93,550,852	Capital projects
\$ 168,010,327	Business-type activities
788,401	Fiduciary funds
<hr/>	
\$ 389,416,437	TOTAL

### RESTRICTED CASH BY FUND TYPE (PERCENTAGES)



The weighted average maturity of the treasury and agency investments as of March 31, 2022 is 17 months. Coupon yields on the individual investments ranged from 0.08% to 2.02%.

Information on investment activity, total cash flows, interest earnings, and charts providing additional information regarding the investment of surplus funds such as the portfolio composition and maturity distribution are attached.

The attached schedules list the portfolio composition and activity for the quarter ending March 31, 2022:

Schedule 1	Portfolio sorted by type of debt instrument
Schedule 2	Portfolio sorted by maturity date
Schedule 3	Portfolio by maturity date bar graph
Schedule 4	Portfolio by type pie chart
Schedule 5	Investment purchases, calls and maturities for the quarter
Schedule 6	Summary of cash flows and balances by month
Schedule 7	Interest earnings summary
Schedule 8	Allocation of investments by fund types (unrestricted and restricted balances)

**Schedule 1**  
**Indian River County, Florida**  
**Board of County Commissioners**  
**Investments By Type**  
**March 31, 2022**

Investment Type	CUSIP	Coupon/ Yield	Purchase Date	Maturity Date	Years To Maturity	Yield To Maturity	03/31/22		Portfolio %
							Original Par Amount	Book Value	
FFCB Callable	3133EMMU3	0.120%	01/13/21	04/13/22	0.04	0.120%	\$ 3,000,000.00	\$ 3,000,000.00	
FFCB Callable	3133EMEB4	0.140%	10/22/20	04/22/22	0.06	0.140%	\$ 3,000,000.00	\$ 3,000,000.00	
FFCB Callable	3133EMQA3	0.080%	02/18/21	05/09/22	0.11	0.080%	\$ 3,000,000.00	\$ 3,000,000.00	
FFCB Bullet	3133EMGP1	0.150%	11/17/20	05/16/22	0.13	0.162%	\$ 3,000,000.00	\$ 2,999,460.00	
FFCB Bullet	3133ELZN7	0.160%	05/18/20	05/18/22	0.13	0.237%	\$ 3,000,000.00	\$ 2,995,410.00	
FFCB Bullet	3133EMPR7	0.100%	03/17/21	08/02/22	0.34	0.121%	\$ 3,000,000.00	\$ 2,999,130.00	
FFCB Callable	3133ELMF7	0.120%	12/22/20	09/22/22	0.48	0.120%	\$ 3,000,000.00	\$ 3,000,000.00	
FFCB Bullet	3133EMDA7	0.160%	11/02/20	10/13/22	0.54	0.165%	\$ 3,000,000.00	\$ 2,999,700.00	
FFCB Bullet	3133ENBT6	0.180%	11/23/21	01/25/23	0.82	0.308%	\$ 3,000,000.00	\$ 2,995,500.00	
FFCB Callable	3133EMQH8	0.110%	02/10/21	02/10/23	0.87	0.110%	\$ 3,000,000.00	\$ 3,000,000.00	
FFCB Bullet	3133EMRQ7	0.100%	03/17/21	02/24/23	0.90	0.156%	\$ 3,000,000.00	\$ 2,996,760.00	
FFCB Bullet	3133EMSS2	0.125%	05/07/21	03/09/23	0.94	0.152%	\$ 3,000,000.00	\$ 2,998,500.00	
FFCB Callable	3133EMST0	0.140%	03/10/21	03/10/23	0.94	0.140%	\$ 3,000,000.00	\$ 3,000,000.00	
FFCB Bullet	3133EMG97	0.140%	07/01/21	05/09/23	1.11	0.225%	\$ 3,000,000.00	\$ 2,995,260.00	
FFCB Bullet	3133EMYX4	0.125%	05/10/21	05/10/23	1.11	0.160%	\$ 3,000,000.00	\$ 2,997,900.00	
FFCB Callable	3133EMKG6	0.200%	12/15/20	06/15/23	1.21	0.200%	\$ 3,000,000.00	\$ 3,000,000.00	
FFCB Bullet	3133EMS37	0.125%	11/16/21	07/14/23	1.29	0.429%	\$ 3,000,000.00	\$ 2,984,940.00	
FFCB Callable	3133EL5J9	0.300%	12/03/21	09/01/23	1.42	0.503%	\$ 3,000,000.00	\$ 2,989,440.00	
FFCB Bullet	3133ENAL4	0.290%	12/03/21	10/12/23	1.53	0.578%	\$ 3,000,000.00	\$ 2,984,070.00	
FFCB Callable	3133ENBN9	0.340%	10/20/21	10/20/23	1.56	0.340%	\$ 3,000,000.00	\$ 3,000,000.00	
FFCB Bullet	3133ENNJ5	1.180%	02/09/22	02/09/24	1.86	1.180%	\$ 3,000,000.00	\$ 3,000,000.00	
FFCB Bullet	3133EMRZ7	0.250%	09/14/21	02/26/24	1.91	0.291%	\$ 3,000,000.00	\$ 2,997,000.00	
FFCB Callable	3133ENQX1	1.670%	03/08/22	03/08/24	1.94	1.670%	\$ 3,000,000.00	\$ 3,000,000.00	
FFCB Callable	3133ENCVO	0.670%	11/02/21	05/02/24	2.09	0.670%	\$ 3,000,000.00	\$ 3,000,000.00	
FFCB Callable	3133ENCQ7	1.940%	03/03/22	09/03/24	2.43	1.940%	\$ 3,000,000.00	\$ 3,000,000.00	
FFCB Bullet	3133ENCA6	0.700%	10/25/21	10/25/24	2.57	0.700%	\$ 3,000,000.00	\$ 3,000,000.00	
							<u>\$ 78,000,000.00</u>	<u>\$ 77,933,070.00</u>	15.55%
FHLB Callable	3130AJQQ5	0.300%	06/30/20	06/30/22	0.25	0.300%	\$ 3,000,000.00	\$ 3,000,000.00	
FHLB Callable	3130AJTM1	0.260%	07/28/20	07/28/22	0.33	0.260%	\$ 3,000,000.00	\$ 3,000,000.00	
FHLB Bullet	3130ALRG1	0.125%	12/03/21	03/17/23	0.96	0.351%	\$ 3,000,000.00	\$ 2,991,300.00	
FHLB Callable	3130AMSP3	0.180%	04/28/21	04/28/23	1.08	0.180%	\$ 3,000,000.00	\$ 3,000,000.00	
FHLB Bullet	3130AMRY0	0.125%	07/09/21	06/02/23	1.17	0.183%	\$ 3,000,000.00	\$ 2,996,700.00	
FHLB Callable	3130AKL38	0.155%	12/30/20	06/30/23	1.25	0.155%	\$ 3,000,000.00	\$ 3,000,000.00	
FHLB Callable	3130AN7N4	0.220%	08/10/21	08/10/23	1.36	0.220%	\$ 3,000,000.00	\$ 3,000,000.00	
FHLB Bullet	3130AJXD6	0.125%	09/28/21	09/08/23	1.44	0.275%	\$ 3,000,000.00	\$ 2,991,300.00	
FHLB Callable	3130AQDW0	0.650%	12/29/21	12/29/23	1.75	0.650%	\$ 3,000,000.00	\$ 3,000,000.00	
FHLB Callable	3130AQST6	0.750%	12/29/21	12/29/23	1.75	0.750%	\$ 3,000,000.00	\$ 3,000,000.00	
FHLB Callable	3130ANFP0	0.350%	08/23/21	02/23/24	1.90	0.350%	\$ 3,000,000.00	\$ 3,000,000.00	
FHLB Callable	3130APXN0	0.820%	12/14/21	03/14/24	1.96	0.820%	\$ 3,000,000.00	\$ 3,000,000.00	
FHLB Callable	3130AMV33	0.300%	06/29/21	04/29/24	2.08	0.300%	\$ 3,000,000.00	\$ 3,000,000.00	
FHLB Callable	3130AMMM1	0.375%	06/03/21	06/03/24	2.18	0.375%	\$ 3,000,000.00	\$ 3,000,000.00	
FHLB Callable	3130AMLM2	0.375%	06/07/21	06/07/24	2.19	0.375%	\$ 3,000,000.00	\$ 3,000,000.00	
FHLB Callable	3130AMKX9	0.400%	06/07/21	06/07/24	2.19	0.400%	\$ 3,000,000.00	\$ 3,000,000.00	
FHLB Callable	3130AMKZ4	0.400%	06/10/21	06/10/24	2.20	0.400%	\$ 3,000,000.00	\$ 3,000,000.00	
FHLB Callable	3130APYD1	0.900%	12/14/21	06/14/24	2.21	0.900%	\$ 3,000,000.00	\$ 3,000,000.00	
FHLB Callable	3130AMSFO	0.400%	07/01/21	06/28/24	2.25	0.471%	\$ 3,000,000.00	\$ 2,993,700.00	
FHLB Callable	3130AMXQ0	0.475%	07/12/21	07/12/24	2.28	0.475%	\$ 3,000,000.00	\$ 3,000,000.00	
FHLB Callable	3130AMZ88	0.520%	07/12/21	07/12/24	2.28	0.520%	\$ 3,000,000.00	\$ 3,000,000.00	
FHLB Callable	3130APQV0	1.000%	11/16/21	08/16/24	2.38	1.000%	\$ 3,000,000.00	\$ 3,000,000.00	
FHLB Callable	3130APB52	1.000%	11/23/21	08/23/24	2.40	1.000%	\$ 3,000,000.00	\$ 3,000,000.00	
FHLB Callable	3130ANVA5	0.500%	09/10/21	09/10/24	2.45	0.500%	\$ 3,000,000.00	\$ 3,000,000.00	
FHLB Callable	3130ANRP7	0.500%	09/13/21	09/13/24	2.46	0.500%	\$ 3,000,000.00	\$ 3,000,000.00	
FHLB Callable	3130APAA3	0.555%	10/21/21	10/21/24	2.56	0.555%	\$ 3,000,000.00	\$ 3,000,000.00	
							<u>\$ 78,000,000.00</u>	<u>\$ 77,973,000.00</u>	15.56%
FHLMC Bullet	3137EAET2	0.125%	11/17/20	07/25/22	0.32	0.146%	\$ 3,000,000.00	\$ 2,998,950.00	
FHLMC Callable	3134GW7E0	0.200%	11/16/20	02/16/23	0.88	0.200%	\$ 3,000,000.00	\$ 3,000,000.00	
FHLMC Bullet	3137EAEQ8	0.375%	11/24/21	04/20/23	1.05	0.398%	\$ 3,000,000.00	\$ 2,999,040.00	
FHLMC Callable	3134GEXE8	0.250%	12/02/20	06/01/23	1.17	0.250%	\$ 3,000,000.00	\$ 3,000,000.00	
FHLMC Bullet	3137EAES4	0.250%	10/20/21	06/26/23	1.24	0.334%	\$ 3,000,000.00	\$ 2,995,770.00	
FHLMC Bullet	3137EAEV7	0.250%	11/22/21	08/24/23	1.40	0.433%	\$ 3,000,000.00	\$ 2,990,400.00	
FHLMC Bullet	3137EAEW5	0.250%	09/28/21	09/08/23	1.44	0.276%	\$ 3,000,000.00	\$ 2,998,500.00	
FHLMC Bullet	3137EAEY1	0.125%	11/18/21	10/16/23	1.55	0.505%	\$ 3,000,000.00	\$ 2,978,340.00	
FHLMC Callable	3134GW6E1	0.320%	07/06/21	11/02/23	1.59	0.320%	\$ 3,000,000.00	\$ 3,000,000.00	
FHLMC Bullet	3137EAEZ8	0.250%	11/24/21	11/06/23	1.60	0.579%	\$ 3,000,000.00	\$ 2,980,890.00	
FHLMC Bullet	3137EAEZ8	0.250%	10/08/21	11/06/23	1.60	0.286%	\$ 3,000,000.00	\$ 2,997,750.00	
FHLMC Callable	3134GXMM3	1.850%	03/22/22	03/22/24	1.98	1.850%	\$ 3,000,000.00	\$ 3,000,000.00	
FHLMC Callable	3134GXPH1	2.020%	03/30/22	03/28/24	1.99	2.020%	\$ 3,000,000.00	\$ 3,000,000.00	
							<u>\$ 39,000,000.00</u>	<u>\$ 38,939,640.00</u>	7.77%
FNMA Bullet	3135G04Q3	0.250%	11/12/21	05/22/23	1.14	0.375%	\$ 3,000,000.00	\$ 2,994,300.00	
FNMA Bullet	3135G04Q3	0.250%	03/18/22	05/22/23	1.14	1.540%	\$ 3,000,000.00	\$ 2,955,000.00	
FNMA Bullet	3135G05G4	0.250%	09/29/21	07/10/23	1.28	0.250%	\$ 3,000,000.00	\$ 3,000,000.00	
FNMA Bullet	3135G05G4	0.250%	11/22/21	07/10/23	1.28	0.367%	\$ 3,000,000.00	\$ 2,994,300.00	
FNMA Callable	3135G05T6	0.350%	11/18/21	08/18/23	1.38	0.488%	\$ 3,000,000.00	\$ 2,992,770.00	
FNMA Callable	3136G47L1	0.350%	09/28/21	04/26/24	2.07	0.434%	\$ 3,000,000.00	\$ 2,993,520.00	
							<u>\$ 18,000,000.00</u>	<u>\$ 17,929,890.00</u>	3.58%
Treasury Note	91282CAN1	0.125%	02/18/22	09/30/22	0.50	0.743%	\$ 3,000,000.00	\$ 2,988,690.00	
Treasury Note	91282CBG5	0.125%	12/13/21	01/31/23	0.84	0.350%	\$ 3,000,000.00	\$ 2,992,380.00	
Treasury Note	91282CBG5	0.125%	10/26/21	01/31/23	0.84	0.212%	\$ 3,000,000.00	\$ 2,996,700.00	
Treasury Note	91282CBN0	0.125%	10/29/21	02/28/23	0.92	0.275%	\$ 3,000,000.00	\$ 2,994,000.00	
Treasury Note	91282ZD5	0.500%	02/15/22	03/15/23	0.96	1.217%	\$ 3,000,000.00	\$ 2,977,031.25	

**Schedule 1**  
**Indian River County, Florida**  
**Board of County Commissioners**  
**Investments By Type**  
**March 31, 2022**

Investment Type	CUSIP	Coupon/ Yield	Purchase Date	Maturity Date	Years To Maturity	Yield To Maturity	Original Par Amount	03/31/22		Portfolio %
								Book Value		
Treasury Note	91282CBU4	0.125%	11/23/21	03/31/23	1.00	0.368%	\$ 3,000,000.00	\$ 2,990,160.00		
Treasury Note	91282ZH6	0.250%	02/14/22	04/15/23	1.04	1.220%	\$ 3,000,000.00	\$ 2,966,250.00		
Treasury Note	91282ZH6	0.250%	12/13/21	04/15/23	1.04	0.445%	\$ 3,000,000.00	\$ 2,992,200.00		
Treasury Note	91282CBX8	0.125%	10/26/21	04/30/23	1.08	0.311%	\$ 3,000,000.00	\$ 2,991,600.00		
Treasury Note	91282ZP8	0.125%	02/14/22	05/15/23	1.12	1.259%	\$ 3,000,000.00	\$ 2,958,000.00		
Treasury Note	91282ZY9	0.125%	05/17/21	07/15/23	1.29	0.169%	\$ 6,000,000.00	\$ 5,994,360.00		
Treasury Note	91282S92	1.250%	02/15/22	07/31/23	1.33	1.392%	\$ 3,000,000.00	\$ 2,993,850.00		
Treasury Note	91282CCN9	0.125%	11/16/21	07/31/23	1.33	0.451%	\$ 3,000,000.00	\$ 2,983,380.00		
Treasury Note	91282CAF8	0.125%	05/26/21	08/15/23	1.38	0.175%	\$ 6,000,000.00	\$ 5,993,400.00		
Treasury Note	91282CCU3	0.125%	09/27/21	08/31/23	1.42	0.262%	\$ 4,000,000.00	\$ 3,989,520.00		
Treasury Note	91282CAK7	0.125%	05/20/21	09/15/23	1.46	0.181%	\$ 6,000,000.00	\$ 5,992,200.00		
Treasury Note	91282T26	1.375%	02/15/22	09/30/23	1.50	1.482%	\$ 3,000,000.00	\$ 2,994,843.75		
Treasury Note	91282CDA6	0.250%	10/19/21	09/30/23	1.50	0.405%	\$ 3,000,000.00	\$ 2,991,000.00		
Treasury Note	91282CAP6	0.125%	08/23/21	10/15/23	1.54	0.250%	\$ 3,000,000.00	\$ 2,991,960.00		
Treasury Note	91282CAP6	0.125%	11/16/21	10/15/23	1.54	0.499%	\$ 3,000,000.00	\$ 2,978,700.00		
Treasury Note	91282CDD0	0.375%	11/01/21	10/31/23	1.59	0.501%	\$ 3,000,000.00	\$ 2,992,500.00		
Treasury Note	91282CAW1	0.250%	09/27/21	11/15/23	1.63	0.306%	\$ 4,000,000.00	\$ 3,995,200.00		
Treasury Note	91282CBE0	0.125%	07/09/21	01/15/24	1.79	0.271%	\$ 3,000,000.00	\$ 2,989,050.00		
Treasury Note	91282CBE0	0.125%	11/16/21	01/15/24	1.79	0.596%	\$ 3,000,000.00	\$ 2,969,700.00		
Treasury Note	91282CDV0	0.875%	03/23/22	01/31/24	1.84	2.158%	\$ 3,000,000.00	\$ 2,930,190.00		
Treasury Note	91282CBM2	0.125%	07/09/21	02/15/24	1.88	0.288%	\$ 3,000,000.00	\$ 2,987,343.75		
Treasury Note	91282CEA5	1.500%	03/23/22	02/29/24	1.92	2.154%	\$ 3,000,000.00	\$ 2,962,968.75		
Treasury Note	91282CBR1	0.250%	08/23/21	03/15/24	1.96	0.327%	\$ 3,000,000.00	\$ 2,994,090.00		
Treasury Note	91282CBP1	0.250%	10/19/21	03/15/24	1.96	0.547%	\$ 3,000,000.00	\$ 2,978,700.00		
Treasury Note	91282CBV2	0.375%	09/27/21	04/15/24	2.04	0.418%	\$ 4,000,000.00	\$ 3,995,640.00		
Treasury Note	91282CBV2	0.375%	10/19/21	04/15/24	2.04	0.572%	\$ 3,000,000.00	\$ 2,985,450.00		
Treasury Note	91282CCC3	0.250%	12/03/21	05/15/24	2.13	0.770%	\$ 3,000,000.00	\$ 2,962,170.00		
Treasury Note	91282CCC3	0.250%	08/23/21	05/15/24	2.13	0.375%	\$ 3,000,000.00	\$ 2,989,860.00		
Treasury Note	91282CCL3	0.375%	10/08/21	07/15/24	2.29	0.500%	\$ 3,000,000.00	\$ 2,989,710.00		
Treasury Note	91282CCT6	0.375%	12/03/21	08/15/24	2.38	0.825%	\$ 3,000,000.00	\$ 2,964,000.00		
							<u>\$ 117,000,000.00</u>	<u>\$ 116,436,797.50</u>		23.23%
Regions Bank Money Market								\$ 6,087,831.85		1.20%
Regions Bank Lockbox Accounts								\$ 956,617.33		0.19%
TD Bank Checking Account								\$ 29,366,955.25		5.86%
BankUnited Money Market								\$ 26,974,833.37		5.38%
Valley National Bank Government Interest Checking								\$ 19,977,917.18		3.99%
Marine Bank Business Money Market								\$ 8,228,843.24		1.64%
Florida Trust Day to Day Fund								\$ 22,029,345.17		4.40%
FL STAR								\$ 20,026,256.71		4.00%
FL CLASS - BOCC Funds								\$ 29,667,901.39		5.92%
<b>Total General Cash &amp; Equivalents - Unrestricted</b>								<u>\$ 492,528,898.99</u>		
<b>Restricted Cash-Bond Covenants (held by BNY/Mellon)</b>										
Cash-Dreyfus Fund -Utilities Debt Service Reserve								\$ 75,779.14		
Treasury Bill 912796H44	0.000%	05/27/21	05/19/22	0.13	0.025%	\$ 1,100,000.00		\$ 1,099,637.00		
<b>Total Restricted Bond Reserve - adjusted for fair market value</b>								<u>\$ 1,175,416.14</u>		0.23%
<b>Restricted Cash - Landfill</b>										
FL CLASS-Landfill Closure & Postclosure Reserves								\$ 7,498,203.20		1.50%
<b>Total Pooled Cash &amp; Equivalents</b>								<u>\$501,202,518.33</u>		<u>100.00%</u>
<b>Restricted Cash - Housing Account</b>								<u>\$445,123.42</u>		
<b>Total Portfolio</b>								<u>\$501,647,641.75</u>		

Note: See separate investment report for OPEB funds.



**Schedule 2**  
**Indian River County, Florida**  
**Board of County Commissioners**  
**Investment By Maturity Date**  
**March 31, 2022**

Investment Type	CUSIP	Coupon/ Yield	Purchase Date	Maturity Date	Years To Maturity	Yield To Maturity	Original Par Amount	03/31/22	
								Book Value	Mo Cash Flow
FHLB Callable	3130AMV33	0.300%	06/29/21	04/29/24	2.08	0.300%	\$ 3,000,000.00	\$ 3,000,000.00	\$ 13,000,000.00
FFCB Callable	3133ENC0V	0.670%	11/02/21	05/02/24	2.09	0.670%	\$ 3,000,000.00	\$ 3,000,000.00	
Treasury Note	91282CCC3	0.250%	12/03/21	05/15/24	2.13	0.770%	\$ 3,000,000.00	\$ 2,962,170.00	
Treasury Note	91282CCC3	0.250%	08/23/21	05/15/24	2.13	0.375%	\$ 3,000,000.00	\$ 2,989,860.00	\$ 9,000,000.00
FHLB Callable	3130AMMM1	0.375%	06/03/21	06/03/24	2.18	0.375%	\$ 3,000,000.00	\$ 3,000,000.00	
FHLB Callable	3130AMLM2	0.375%	06/07/21	06/07/24	2.19	0.375%	\$ 3,000,000.00	\$ 3,000,000.00	
FHLB Callable	3130AMKX9	0.400%	06/07/21	06/07/24	2.19	0.400%	\$ 3,000,000.00	\$ 3,000,000.00	
FHLB Callable	3130AMKZ4	0.400%	06/10/21	06/10/24	2.20	0.400%	\$ 3,000,000.00	\$ 3,000,000.00	
FHLB Callable	3130APYD1	0.900%	12/14/21	06/14/24	2.21	0.900%	\$ 3,000,000.00	\$ 3,000,000.00	
FHLB Callable	3130AMSF0	0.400%	07/01/21	06/28/24	2.25	0.471%	\$ 3,000,000.00	\$ 2,993,700.00	\$ 18,000,000.00
FHLB Callable	3130AMXQ0	0.475%	07/12/21	07/12/24	2.28	0.475%	\$ 3,000,000.00	\$ 3,000,000.00	
FHLB Callable	3130AMZ88	0.520%	07/12/21	07/12/24	2.28	0.520%	\$ 3,000,000.00	\$ 3,000,000.00	
Treasury Note	91282CCL3	0.375%	10/08/21	07/15/24	2.29	0.500%	\$ 3,000,000.00	\$ 2,989,710.00	\$ 9,000,000.00
Treasury Note	91282CCT6	0.375%	12/03/21	08/15/24	2.38	0.825%	\$ 3,000,000.00	\$ 2,964,000.00	
FHLB Callable	3130APQV0	1.000%	11/16/21	08/16/24	2.38	1.000%	\$ 3,000,000.00	\$ 3,000,000.00	
FHLB Callable	3130APBS2	1.000%	11/23/21	08/23/24	2.40	1.000%	\$ 3,000,000.00	\$ 3,000,000.00	\$ 9,000,000.00
FFCB Callable	3133ENQC7	1.940%	03/03/22	09/03/24	2.43	1.940%	\$ 3,000,000.00	\$ 3,000,000.00	
FHLB Callable	3130ANVA5	0.500%	09/10/21	09/10/24	2.45	0.500%	\$ 3,000,000.00	\$ 3,000,000.00	
FHLB Callable	3130ANRP7	0.500%	09/13/21	09/13/24	2.46	0.500%	\$ 3,000,000.00	\$ 3,000,000.00	\$ 9,000,000.00
FHLB Callable	3130APAA3	0.555%	10/21/21	10/21/24	2.56	0.555%	\$ 3,000,000.00	\$ 3,000,000.00	
FFCB Bullet	3133ENCA6	0.700%	10/25/21	10/25/24	2.57	0.700%	\$ 3,000,000.00	\$ 3,000,000.00	\$ 6,000,000.00
Sub Total - General Investments							<u>\$ 330,000,000.00</u>	<u>\$ 329,212,397.50</u>	<u>\$ 330,000,000.00</u>

Regions Bank Money Market	\$6,087,831.85
Regions Lockbox Accounts	\$956,617.33
TD Bank Checking Account	\$29,366,955.25
BankUnited Money Market	\$26,974,833.37
Valley National Bank Government Interest Checking	\$19,977,917.18
Marine Bank Business Money Market	\$8,228,843.24
Florida Trust Day to Day Fund	\$22,029,345.17
FL STAR	\$20,026,256.71
FL CLASS - BOCC Funds	\$29,667,901.39
<b>Total General Cash &amp; Equivalents - Unrestricted</b>	<u><b>\$ 492,528,898.99</b></u>

**Restricted Cash-Bond Covenants (held by BNY/Mellon)**

Cash-Dreyfus Fund-Utilities Debt Service Reserve	\$ 75,779.14
Treasury Bill 912796H44 0.000% 05/27/21 05/19/22 0.63 0.025% \$ 1,100,000.00	\$1,099,637.00
<b>Total Restricted Bond Reserve - adjusted for fair market value</b>	<u><b>\$ 1,175,416.14</b></u>

**Restricted Cash - Landfill**

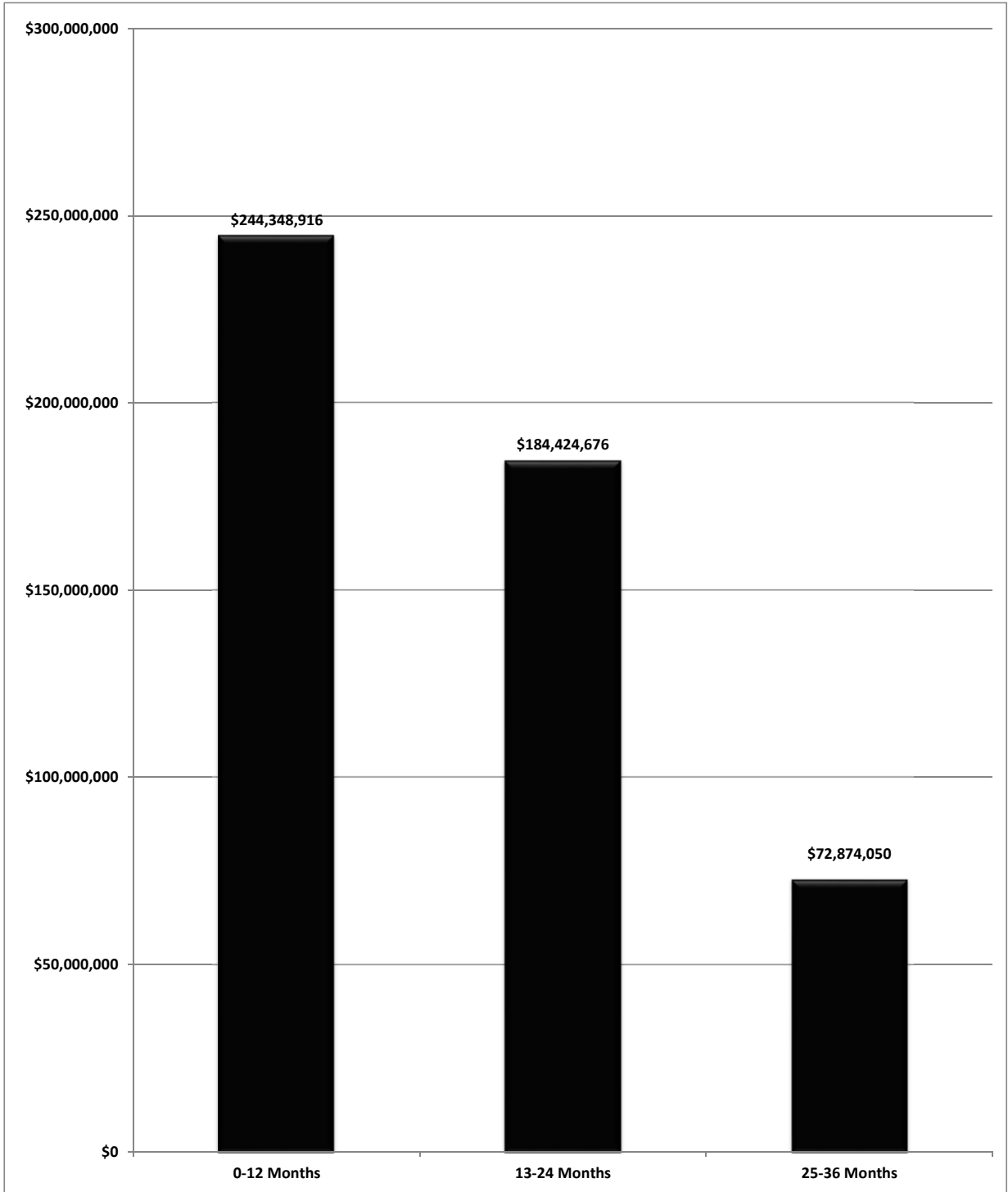
FL CLASS-Landfill Closure & Postclosure Reserves	\$ 7,498,203.20
<b>Total Pooled Cash &amp; Equivalents</b>	<u><b>\$ 501,202,518.33</b></u>

**Restricted Cash - Housing Account** **\$445,123.42**

**Total Portfolio** **\$ 501,647,641.75**

**Note: See separate investment report for OPEB funds.**

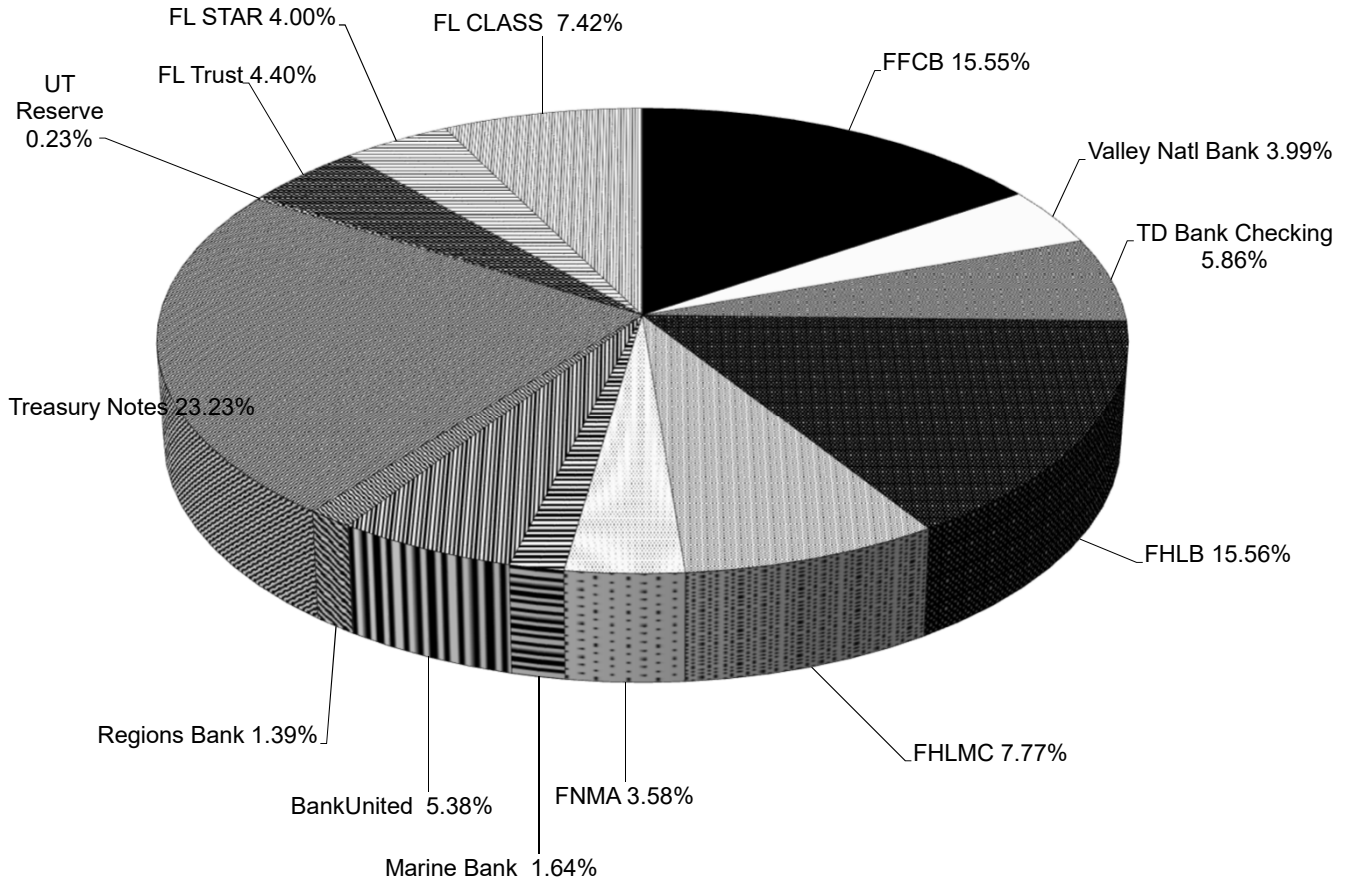
Schedule 3  
Indian River County  
Portfolio By Maturity Date  
March 31, 2022



**Total Portfolio \$501,647,642**



Schedule 4  
Indian River County  
Portfolio By Type  
March 31, 2022



**Schedule 5**  
**Indian River County**  
**Investment Purchases and Calls/Maturities**  
**Quarter Ending**  
**March 31, 2022**

**PURCHASES:**

Investment Description	Yield to Maturity	Purchase Date	Call Date	Maturity Date	Par Amount	Book Value
FFCB Bullet	1.180%	02/09/22		02/09/24	\$ 3,000,000.00	\$ 3,000,000.00
Treasury Note	1.220%	02/14/22		04/15/23	\$ 3,000,000.00	\$ 2,966,250.00
Treasury Note	1.259%	02/14/22		05/15/23	\$ 3,000,000.00	\$ 2,958,000.00
Treasury Note	1.217%	02/15/22		03/15/23	\$ 3,000,000.00	\$ 2,977,031.25
Treasury Note	1.392%	02/15/22		07/31/23	\$ 3,000,000.00	\$ 2,993,850.00
Treasury Note	1.482%	02/15/22		09/30/23	\$ 3,000,000.00	\$ 2,994,843.75
Treasury Note	0.743%	02/18/22		09/30/22	\$ 3,000,000.00	\$ 2,988,690.00
FFCB Callable	1.940%	03/03/22	06/03/22	09/03/24	\$ 3,000,000.00	\$ 3,000,000.00
FFCB Callable	1.670%	03/08/22	03/08/23	03/08/24	\$ 3,000,000.00	\$ 3,000,000.00
FNMA Bullet	1.540%	03/18/22		05/22/23	\$ 3,000,000.00	\$ 2,955,000.00
FHLMC Callable	1.850%	03/22/22	04/22/22	03/22/24	\$ 3,000,000.00	\$ 3,000,000.00
Treasury Note	2.158%	03/23/22		01/31/24	\$ 3,000,000.00	\$ 2,930,190.00
Treasury Note	2.154%	03/23/22		02/29/24	\$ 3,000,000.00	\$ 2,962,968.75
FHLMC Callable	2.020%	03/30/22	04/28/22	03/28/24	\$ 3,000,000.00	\$ 3,000,000.00
14					\$ 42,000,000.00	\$ 41,726,823.75

**MATURITIES:**

Investment Description	Yield to Maturity	Purchase Date	Early Call Date	Maturity Date	Par Amount	Book Value
Treasury Bill	0.021%	05/13/21		01/27/22	\$ 3,000,000.00	\$ 2,999,546.75
Treasury Note	1.565%	11/21/19		01/31/22	\$ 3,000,000.00	\$ 2,995,770.00
FFCB Bullet	0.150%	09/30/20		02/24/22	\$ 3,000,000.00	\$ 3,000,000.00
FFCB Bullet	1.464%	02/24/20		02/24/22	\$ 3,000,000.00	\$ 2,999,160.00
Treasury Bill	0.031%	05/13/21		03/24/22	\$ 3,000,000.00	\$ 2,999,186.25
5					\$ 15,000,000.00	\$ 14,993,663.00

Reconciliation of General Investments Only:		
Beginning portfolio (12/31/21)		\$ 302,479,236.75
Total purchased	14 securities	\$ 41,726,823.75
Total matured	5 securities	\$ (14,993,663.00)
Ending portfolio for quarter (3/31/22)		\$ 329,212,397.50

**Schedule 6**  
**Indian River County**  
**Change in Monthly Cash Flows For All Pooled Cash/Investment Accounts**  
**Comparison of Six Fiscal Years**  
**March 31, 2022**

	Fiscal Year 2016-2017		Fiscal Year 2017-2018		Fiscal Year 2018-2019	
	Net Change	Month End Bal*	Net Change	Month End Bal*	Net Change	Month End Bal*
October	\$ (6,856,660)	\$ 314,462,401	\$ (7,971,324)	\$ 331,604,874	\$ (6,577,674)	\$ 362,277,495
November	\$ 29,862,090	\$ 344,324,491	\$ 33,131,597	\$ 364,736,471	\$ 48,128,205	\$ 410,405,700
December	\$ 37,277,098	\$ 381,601,589	\$ 41,846,074	\$ 406,582,545	\$ 31,350,078	\$ 441,755,778
January	\$ (931,868)	\$ 380,669,721	\$ (5,758,898)	\$ 400,823,647	\$ (9,877,034)	\$ 431,878,744
February	\$ (2,015,776)	\$ 378,653,945	\$ 5,191,358	\$ 406,015,005	\$ 2,964,540	\$ 434,843,284
March	\$ 442,916	\$ 379,096,861	\$ (4,784,411)	\$ 401,230,594	\$ (2,750,051)	\$ 432,093,233
April	\$ (2,740,420)	\$ 376,356,441	\$ 1,577,951	\$ 402,808,545	\$ (3,802,746)	\$ 428,290,487
May	\$ (4,378,477)	\$ 371,977,964	\$ (6,945,787)	\$ 395,862,758	\$ (8,379,243)	\$ 419,911,244
June	\$ (6,628,797)	\$ 365,349,167	\$ (9,710,169)	\$ 386,152,589	\$ (9,758,699)	\$ 410,152,545
July	\$ (10,868,408)	\$ 354,480,759	\$ (2,464,004)	\$ 383,688,585	\$ (13,728,763)	\$ 396,423,782
August	\$ (9,027,471)	\$ 345,453,288	\$ (8,022,779)	\$ 375,665,806	\$ (11,767,333)	\$ 384,656,449
September	\$ (5,877,090)	\$ 339,576,198	\$ (6,810,637)	\$ 368,855,169	\$ (5,342,336)	\$ 379,314,113
Net cash flow	\$ 18,257,137		\$ 29,278,971		\$ 10,458,944	

	Fiscal Year 2019-2020		Fiscal Year 2020-2021		Fiscal Year 2021-2022	
	Net Change	Month End Bal*	Net Change	Month End Bal*	Net Change	Month End Bal*
October	\$ (9,260,244)	\$ 370,053,869	\$ (8,561,737)	\$ 382,998,731	\$ 302,966	\$ 428,626,379
November	\$ 39,158,339	\$ 409,212,208	\$ 39,238,741	\$ 422,237,472	\$ 63,526,149	\$ 492,152,528
December	\$ 47,023,081	\$ 456,235,289	\$ 57,117,548	\$ 479,355,020	\$ 25,611,495	\$ 517,764,023
January	\$ (6,941,131)	\$ 449,294,158	\$ (6,119,043)	\$ 473,235,977	\$ 872,988	\$ 518,637,011
February	\$ (1,465,745)	\$ 447,828,413	\$ 12,395,392	\$ 485,631,369	\$ (7,201,984)	\$ 511,435,027
March	\$ (5,997,667)	\$ 441,830,746	\$ (12,127,894)	\$ 473,503,475	\$ (17,106,146)	\$ 494,328,881
April	\$ (5,331,833)	\$ 436,498,913	\$ (9,006,651)	\$ 464,496,824		
May	\$ (10,937,819)	\$ 425,561,094	\$ 295,126	\$ 464,791,950		
June	\$ (13,546,695)	\$ 412,014,399	\$ (5,748,174)	\$ 459,043,776		
July	\$ (3,248,804)	\$ 408,765,595	\$ (11,764,390)	\$ 447,279,386		
August	\$ (7,041,321)	\$ 401,724,274	\$ (11,517,721)	\$ 435,761,665		
September	\$ (10,163,806)	\$ 391,560,468	\$ (7,438,252)	\$ 428,323,413		
Net cash flow	\$ 12,246,355		\$ 36,762,945		\$ 66,005,468	

\*Schedule represents total assets in 801 fund-including portfolio accounts, FMV adjustments, cash in bank and utilities debt reserve.  
Excludes Section 8 HUD bank account.  
Source: Balance Sheet for fund 801 (run by month)

**Schedule does not include OPEB investments - see separate report.**

**Schedule 7**  
**Indian River County**  
**Pooled Interest Earnings Analysis**  
**Comparison of Two Prior Fiscal Years With Current Fiscal Year**  
**March 31, 2022 Portfolio**

Mo/Yr	Treasury & Agencies (1)		Banks - (2) - Qualified Public Depositories																								(4) Benchmark One Year Constant Maturity				
			TD Bank Checking		CenterState-CD		BankUnited -MM		Valley Natl Bk MM		Marine Bank MM		Regions - Bank		Regions - Lockbox		FLCLASS- Landfill		FLCLASS- BOCC		FL STAR		FL Trust-Day to Day		Utilities Reserve			(3) Average Return			
	Interest Earned	Return	Interest Earned	Return	Interest Earned	Return	Interest Earned	Return	Interest Earned	Return	Interest Earned	Return	Interest Earned	Return	Interest Earned	Return	Interest Earned	Return	Interest Earned	Return	Interest Earned	Return	Interest Earned	Return	Interest Earned	Return			Total Return		
Oct-19	\$ 475,405	2.31%	\$ 22,864	1.55%	\$ 13,304	2.50%	\$ 38,430	1.83%	\$ 36,686	2.11%	\$ 7,634	1.77%	\$ 25,362	1.78%	\$ 219	0.60%	\$ 14,585	2.11%	\$ 27,445	2.11%							\$ 2,470	2.59%	\$ 664,404	2.15%	1.61%
Nov-19	\$ 513,165	2.20%	\$ 23,313	1.55%	\$ 13,362	2.50%	\$ 31,326	1.59%	\$ 30,787	1.88%	\$ 7,645	1.77%	\$ 20,791	1.51%	\$ 418	0.60%	\$ 12,693	1.95%	\$ 25,913	1.95%							\$ 2,470	2.59%	\$ 681,883	2.00%	1.57%
Dec-19	\$ 535,541	2.15%	\$ 29,687	1.30%	\$ 13,387	2.50%	\$ 42,994	1.65%	\$ 34,653	1.59%	\$ 10,144	1.77%	\$ 28,851	1.51%	\$ 1,172	1.00%	\$ 11,812	1.80%	\$ 37,602	1.80%							\$ 2,470	2.56%	\$ 748,313	1.97%	1.55%
Jan-20	\$ 505,875	2.14%	\$ 20,628	1.30%	\$ 13,819	2.50%	\$ 45,324	1.65%	\$ 34,476	1.59%	\$ 12,882	1.76%	\$ 27,925	1.51%	\$ 864	1.00%	\$ 11,563	1.77%	\$ 38,410	1.77%	\$ 4,639	1.54%					\$ 2,470	2.56%	\$ 718,875	1.92%	1.53%
Feb-20	\$ 496,052	2.09%	\$ 21,375	1.30%	\$ 12,580	2.50%	\$ 42,459	1.65%	\$ 31,161	1.59%	\$ 10,678	1.72%	\$ 25,252	1.51%	\$ 574	1.00%	\$ 10,397	1.71%	\$ 37,177	1.71%	\$ 6,296	1.58%					\$ 2,470	2.56%	\$ 696,471	1.87%	1.41%
Mar-20	\$ 452,168	1.98%	\$ 17,150	0.90%	\$ 12,602	2.50%	\$ 35,366	1.15%	\$ 36,414	1.59%	\$ 9,289	1.39%	\$ 19,200	0.88%	\$ 1,388	1.00%	\$ 9,144	1.44%	\$ 33,511	1.44%	\$ 2,749	0.65%					\$ 2,470	2.54%	\$ 631,451	1.72%	0.33%
Apr-20	\$ 402,875	1.87%	\$ 5,471	0.25%	\$ 13,036	2.50%	\$ 10,194	0.35%	\$ 14,059	0.66%	\$ 7,724	1.15%	\$ 2,156	0.10%	\$ 2,844	1.00%	\$ 5,985	1.03%	\$ 23,243	1.03%	\$ 288	0.07%					\$ 2,470	2.55%	\$ 490,345	1.35%	0.18%
May-20	\$ 378,860	1.74%	\$ 4,575	0.25%	\$ 4,345	2.50%	\$ 9,709	0.35%	\$ 1,044	0.05%	\$ 7,586	1.09%	\$ 2,079	0.10%	\$ 2,474	1.00%	\$ 3,969	0.72%	\$ 17,749	0.72%	\$ 384	0.09%					\$ 2,470	2.55%	\$ 435,244	1.23%	0.16%
Jun-20	\$ 329,698	1.60%	\$ 4,775	0.25%			\$ 9,398	0.35%	\$ 1,021	0.05%	\$ 6,426	0.96%	\$ 1,154	0.05%	\$ 1,164	1.00%	\$ 2,713	0.51%	\$ 12,349	0.51%	\$ 474	0.12%					\$ 2,470	2.53%	\$ 371,642	1.08%	0.18%
Jul-20	\$ 292,136	1.45%	\$ 4,685	0.25%			\$ 9,712	0.35%	\$ 1,388	0.08%	\$ 4,904	0.86%	\$ 1,117	0.05%	\$ 1,614	1.00%	\$ 2,355	0.43%	\$ 10,725	0.43%	\$ 421	0.09%					\$ 2,470	2.53%	\$ 331,527	0.97%	0.15%
Aug-20	\$ 269,102	1.39%	\$ 5,763	0.25%			\$ 9,705	0.35%	\$ 1,676	0.09%	\$ 3,357	0.52%	\$ 1,117	0.05%	\$ 2,453	1.00%	\$ 1,911	0.35%	\$ 8,715	0.35%	\$ 361	0.08%					\$ 2,470	2.54%	\$ 306,630	0.92%	0.13%
Sep-20	\$ 237,170	1.26%	\$ 4,564	0.25%			\$ 9,395	0.35%	\$ 1,657	0.10%	\$ 2,696	0.40%	\$ 1,080	0.05%	\$ 1,552	1.00%	\$ 1,391	0.26%	\$ 6,246	0.26%	\$ 342	0.08%					\$ 2,470	2.54%	\$ 268,563	0.82%	0.13%
Oct-20	\$ 213,191	1.19%	\$ 5,887	0.25%			\$ 9,711	0.35%	\$ 1,570	0.09%	\$ 2,157	0.30%	\$ 192	0.01%	\$ 1,851	1.00%	\$ 1,471	0.23%	\$ 5,862	0.23%	\$ 336	0.08%			\$ 2,470	2.55%	\$ 244,698	0.77%	0.13%		
Nov-20	\$ 195,403	1.08%	\$ 5,612	0.25%			\$ 9,630	0.33%	\$ 1,758	0.09%	\$ 602	0.09%	\$ 199	0.01%	\$ 1,418	0.60%	\$ 1,435	0.24%	\$ 5,719	0.24%	\$ 331	0.08%	\$ 756	0.17%	\$ 81	0.08%	\$ 222,944	0.63%	0.12%		
Dec-20	\$ 194,641	1.06%	\$ 6,391	0.20%			\$ 9,969	0.28%	\$ 2,349	0.09%	\$ 355	0.05%	\$ 261	0.01%	\$ 1,628	0.60%	\$ 1,192	0.19%	\$ 5,678	0.19%	\$ 459	0.08%	\$ 3,318	0.14%	\$ 81	0.08%	\$ 226,322	0.57%	0.10%		
Jan-21	\$ 186,946	1.03%	\$ 5,812	0.20%			\$ 8,892	0.25%	\$ 2,606	0.09%	\$ 349	0.05%	\$ 224	0.01%	\$ 1,367	0.60%	\$ 820	0.13%	\$ 4,192	0.13%	\$ 428	0.07%	\$ 2,785	0.11%	\$ 81	0.08%	\$ 214,502	0.54%	0.10%		
Feb-21	\$ 149,188	0.81%	\$ 6,096	0.20%			\$ 8,033	0.25%	\$ 2,412	0.09%	\$ 153	0.02%	\$ 261	0.01%	\$ 1,553	0.60%	\$ 666	0.12%	\$ 3,432	0.12%	\$ 300	0.06%	\$ 2,884	0.09%	\$ 81	0.08%	\$ 175,059	0.43%	0.07%		
Mar-21	\$ 120,593	0.69%	\$ 5,651	0.20%			\$ 7,117	0.20%	\$ 2,524	0.08%	\$ 140	0.02%	\$ 320	0.01%	\$ 1,574	0.60%	\$ 666	0.11%	\$ 3,438	0.11%	\$ 210	0.04%	\$ 1,329	0.07%	\$ 81	0.08%	\$ 143,643	0.36%	0.08%		
Apr-21	\$ 107,729	0.63%	\$ 5,060	0.20%			\$ 6,888	0.20%	\$ 2,097	0.07%	\$ 144	0.02%	\$ 308	0.01%	\$ 1,543	0.60%	\$ 602	0.10%	\$ 3,113	0.10%	\$ 115	0.02%	\$ 1,630	0.06%	\$ 81	0.08%	\$ 129,310	0.33%	0.06%		
May-21	\$ 97,178	0.56%	\$ 5,832	0.20%			\$ 7,119	0.20%	\$ 2,010	0.07%	\$ 131	0.02%	\$ 285	0.01%	\$ 1,611	0.60%	\$ 590	0.10%	\$ 3,048	0.10%	\$ 88	0.01%	\$ 1,329	0.05%	\$ 23	0.02%	\$ 119,244	0.31%	0.05%		
Jun-21	\$ 81,479	0.51%	\$ 4,454	0.20%			\$ 6,891	0.20%	\$ 2,175	0.08%	\$ 135	0.02%	\$ 341	0.01%	\$ 1,879	0.60%	\$ 482	0.08%	\$ 2,494	0.08%	\$ 129	0.02%	\$ 1,159	0.04%	\$ 23	0.02%	\$ 101,641	0.27%	0.07%		
Jul-21	\$ 82,231	0.51%	\$ 4,545	0.20%			\$ 6,834	0.19%	\$ 2,500	0.08%	\$ 144	0.02%	\$ 259	0.01%	\$ 1,093	0.60%	\$ 463	0.08%	\$ 2,337	0.08%	\$ 308	0.04%	\$ 970	0.04%	\$ 23	0.02%	\$ 101,707	0.27%	0.08%		
Aug-21	\$ 60,192	0.39%	\$ 4,928	0.20%			\$ 6,054	0.17%	\$ 3,438	0.10%	\$ 135	0.02%	\$ 161	0.01%	\$ 1,415	0.60%	\$ 418	0.07%	\$ 2,154	0.07%	\$ 667	0.04%	\$ 724	0.04%	\$ 23	0.02%	\$ 80,309	0.22%	0.07%		
Sep-21	\$ 60,877	0.36%	\$ 2,239	0.10%			\$ 5,822	0.17%	\$ 3,084	0.10%	\$ 135	0.02%	\$ 143	0.01%	\$ 1,138	0.60%	\$ 353	0.07%	\$ 1,894	0.07%	\$ 688	0.04%	\$ 608	0.02%	\$ 23	0.02%	\$ 77,004	0.22%	0.08%		
Oct-21	\$ 68,942	0.36%	\$ 2,088	0.10%			\$ 5,767	0.17%	\$ 2,078	0.08%	\$ 140	0.02%	\$ 61	0.01%	\$ 1,621	0.60%	\$ 377	0.06%	\$ 1,484	0.06%	\$ 723	0.04%	\$ 538	0.02%	\$ 23	0.02%	\$ 83,842	0.23%	0.11%		
Nov-21	\$ 79,369	0.35%	\$ 2,127	0.10%			\$ 5,562	0.17%	\$ 2,271	0.08%	\$ 135	0.02%	\$ 137	0.01%	\$ 2,121	0.60%	\$ 534	0.09%	\$ 2,008	0.09%	\$ 701	0.04%	\$ 509	0.03%	\$ 23	0.02%	\$ 95,497	0.23%	0.18%		
Dec-21	\$ 96,654	0.38%	\$ 2,453	0.10%			\$ 5,769	0.17%	\$ 2,340	0.08%	\$ 140	0.02%	\$ 132	0.01%	\$ 1,709	0.60%	\$ 636	0.10%	\$ 3,007	0.10%	\$ 743	0.04%	\$ 1,751	0.08%	\$ 23	0.02%	\$ 115,357	0.27%	0.30%		
Jan-22	\$ 92,694	0.37%	\$ 2,010	0.10%			\$ 5,406	0.17%	\$ 2,340	0.08%	\$ 140	0.02%	\$ 132	0.01%	\$ 1,869	0.60%	\$ 624	0.10%	\$ 2,968	0.10%	\$ 754	0.04%	\$ 1,865	0.10%	\$ 23	0.02%	\$ 110,825	0.26%	0.55%		
Feb-22	\$ 109,773	0.42%	\$ 1,846	0.10%			\$ 4,493	0.17%	\$ 2,014	0.08%	\$ 126	0.02%	\$ 96	0.01%	\$ 1,187	0.60%	\$ 647	0.11%	\$ 2,923	0.11%	\$ 655	0.04%	\$ 2,494	0.15%	\$ 23	0.02%	\$ 126,277	0.30%	1.00%		
Mar-22	\$ 142,776	0.52%	\$ 1,624	0.10%			\$ 4,593	0.17%	\$ 1,823	0.08%	\$ 140	0.02%	\$ 18	0.01%	\$ 960	0.60%	\$ 1,700	0.27%	\$ 7,064	0.27%	\$ 2,668	0.16%	\$ 4,692	0.25%	\$ 23	0.02%	\$ 168,081	0.41%	1.34%		

- Notes:  
1) "Investments" are accrued interest on coupon instruments.  
2) "Bank" is cash received on the overnight investment of the County's cash in the bank.  
3) Average return is computed by dividing total interest income for the month by the monthly cash balances listed on schedule 6. Does not include mark to market.  
4) Source of one-year treasury rates is the Federal Reserve website.

This report does not include OPEB funds.

**Schedule 8**  
**Indian River County**  
**Allocation of Pooled Cash and Investments By Fund Types**  
**Balance in Funds as of March 31, 2022**

	<u>Pooled Investments</u>
General Fund	\$ 104,912,444
Special Revenue Funds	\$ 126,623,794
Debt Service Funds	\$ 443,063
Capital Project Fund	\$ 93,550,852
Solid Waste Fund	\$ 36,004,304
Golf Course Fund	\$ 2,530,956
Building Fund	\$ 6,567,451
Utilities Funds	\$ 85,208,864
Fleet Fund	\$ 76,496
Insurance Funds	\$ 34,764,686
Information Technology Fund	\$ 2,857,570
Fiduciary Fund	\$ 788,401
Total Investments	<u>\$ 494,328,881</u>

Schedule includes all pooled investments, FMV adjustments, and cash in bank.  
Excludes Section 8 HUD bank account.

**Schedule does not include OPEB investments - see separate report.**