


24

-

25

Annual Report



Indian River County Children's Services Advisory Committee



Because Every Child Deserves a Hero!!

Table of Contents

Vision and Mission P2

Funding Priorities P3

Funding Allocation P4

Highlights P7

Annual Reports P9

Members P47



Children's Services Advisory Committee (CSAC)

About:

The Board of County Commissioners allocates funding each year to support programs that improve the lives of children and families in Indian River County. In FY 2024–2025, \$3.2 million was invested through the Children's Services Advisory Committee (CSAC). CSAC consists of a main committee and two subcommittees that work together to identify community needs, review and recommend programs for funding, and ensure accountability and measurable impact through data reporting and site visits. Guided by transparency and results, CSAC directs local resources toward programs that strengthen health and well-being, nurture families and communities, and support success in school and life.

Mission:

The mission of CSAC is to promote the health and well-being of children in a healthy community. The term “healthy” encompasses socioeconomic, physical, mental, social, emotional, environmental, and educational health.

Vision:

The objective of the Children's Services Advisory Committee is to provide a unified system of planning and delivery within which children's needs can be identified, targeted, evaluated and addressed. The Children's Services Advisory Committee will actively endeavor to develop a shared vision for the health and human services delivery system in Indian River County, enabling all funding sources and providers to define and perform their roles in a collaborative, effective and dynamically changing environment.

Funding Priorities

The Children's Services Advisory Committee (CSAC) funds programs based on the priorities identified through the 2024–2027 Needs Assessment. These priorities are driven by local data, community feedback, and measurable indicators that reflect the most pressing needs of children and families in Indian River County.

Health and Wellbeing

Focuses on advancing physical and behavioral health for children and families. Key areas include access to prenatal care, improved birth outcomes, and promoting healthy lifestyles. Indicators include decreases in childhood adversity, substance use, and childhood obesity, as well as improvements in overall behavioral and emotional well-being.

Nurturing Families and Communities

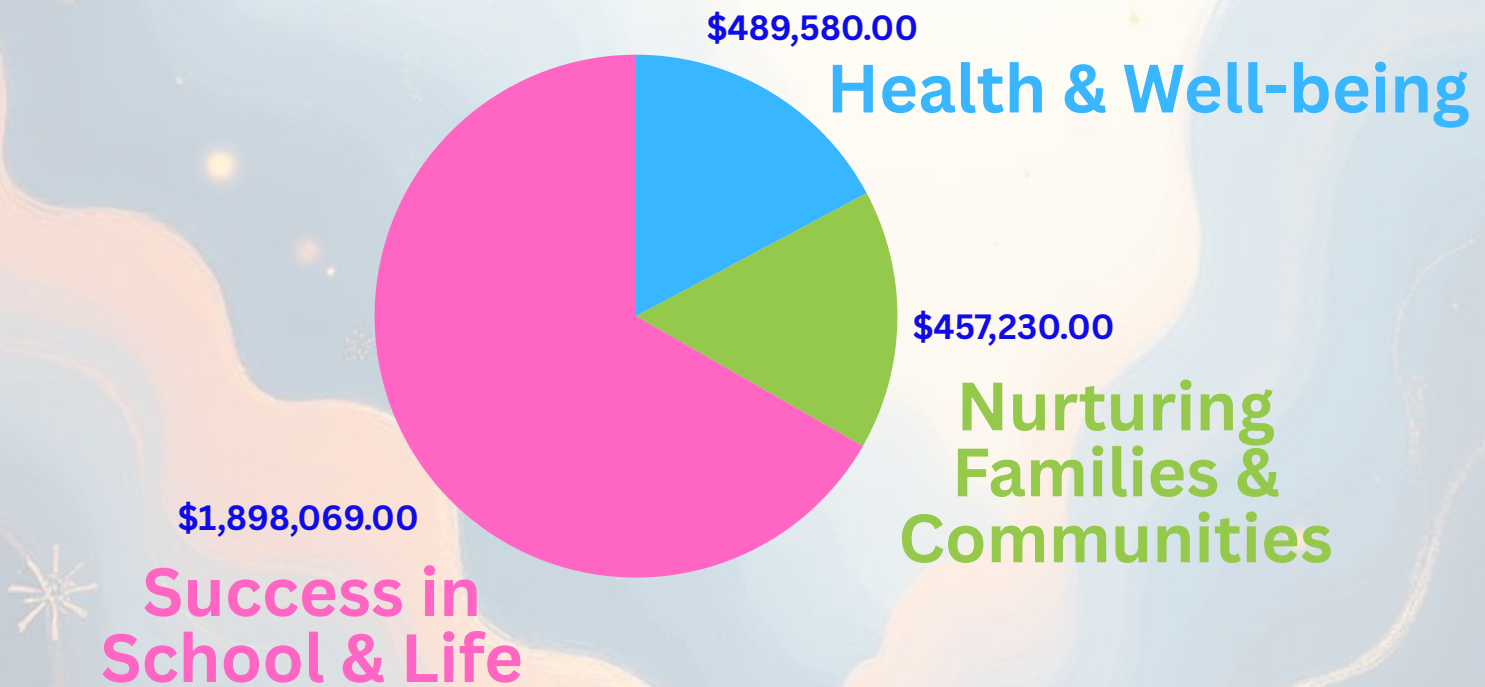
Centers on creating stable, supportive environments where families can thrive. This includes reducing adverse childhood experiences, strengthening parenting skills, and expanding access to resources that help prevent child abuse and neglect. Indicators include decreases in child maltreatment, Baker Acts, foster care placements, and homelessness.

Success in School and Life

Aims to ensure every child enters school ready to learn and graduates prepared for lifelong success. This priority emphasizes kindergarten readiness, academic performance, attendance, and postsecondary pathways. Indicators include gains in reading and math performance, reductions in chronic absenteeism and juvenile delinquency, and increased high school graduation and workforce readiness rates.

CSAC Funding Allocation

By Priority Area



Utilization Rate



A special thank you to the Indian River County Board of County Commissioners for allocating over \$3 million this year to fund programs that create lasting change in our community.



Susan Adams
Commissioner, District 1



Joseph E. Flescher
Commissioner, District 2



Joe Earman
Commissioner, District 3




Deryl Loar
Chairman, District 4



Laura Moss
Vice-Chairwoman, District 5

Not All Superheroes Wear Capes



CSAC Funded Programs Impact Highlights

OVER A
21,000
TOUCHPOINTS!A

9,002

CHILDREN WERE REACHED IN PROGRAMS SUPPORTING EARLY CHILDHOOD DEVELOPMENT.A

6,500

CHILDREN HAVE ACCESS TO HIGHER QUALITY EARLY LEARNING DUEA TO OURAPROGRAMS

424

CHILDREN ENTERED KINDERGARTEN READY TO LEARN THANKS TO OUR PROGRAMS.A

935

CHILDREN FROM LOW-INCOME HOUSEHOLDS ACCESSED HIGH-QUALITYA CHILDCARE THAT SUPPORTS EARLY LEARNING, DEVELOPMENT, AND SCHOOL READINESS.A

1,674

FAMILIES RECEIVED EARLY SUPPORT THROUGH PRENATAL SCREENINGS ANDA PERSONALIZED REFERRALS, PROMOTING HEALTHIER PREGNANCIES AND STRONGER BEGINNINGS.A



93%

OF PROGRAMS
MET ALL OF THEIR
OUTCOMES

CSAC Funded Programs Impact Highlights

364

STUDENTS PARTICIPATED IN
PROGRAMS THAT SET THEM UP FOR A
SUCCESS IN COLLEGE AND THE
WORKFORCE.

1,228

MATH ENGAGEMENT TOUCHPOINTS
LED TO 93% OF STUDENTS
MAINTAINING OR BOOSTING THEIR
MATH GRADES.

98%

OF PARTICIPANTS PLACED IN A WORK
EXPERIENCE OR INTERNSHIP SUCCESSFULLY
AND COMPLETED THEIR JOB ASSIGNMENT.

358

STUDENTS RECEIVED ONE-ON-ONE
MENTORSHIP TO ENHANCE
MOTIVATION, ATTENDANCE, AND
ENGAGEMENT AND ACADEMIC
SUCCESS.

5,144

INDIVIDUALS WERE REACHED IN
PROGRAMS SUPPORTING AT-RISK
YOUTH BEHAVIORS



Health and Well-Being



"Children are the world's most valuable resource and its best hope for the future."

- John F. Kennedy

Programs

Advancements in Positive Behavioral Health

Helping Hands of South Vero
School Year Program

Helping Hands of South Vero
Summer Program

Thrive IRC Inc
Prevention Works!

Enhanced Access to Prenatal Care

Indian River County Healthy Start
Coordinated intake and referral
(Maternity Navigation)

Promotion to Physical Health

Crossover Mission
Healthy Kids

Willis Sports Association
WSA RBI: Reviving Baseball in
Inner Cities League

Health and Well-Being

Advancements in Positive Behavioral Health

93%

of youth engaged in supported prevention programming had significant improvement in making safe and healthy choices.

3,958

students in indicated prevention programs demonstrated refusal skills through a research based prevention program.

"When you first join, you meet so many kind and supportive people... But once I made friends, I felt like I truly belonged, and that people were happy to have me there. [This program] isn't just about having fun; it's also about learning and helping you reach your goals in school. It's not just a program for kids - it's a place that helps us grow and achieve our goals." 6th Grade Student



Enhanced Access to Prenatal Care

1,500

caretakers increased their knowledge of their child's social needs through participation in research-based trainings.

942

moms participating in a program funded by children services received a referral to a home visiting program.

Health and Well-Being

Promotion of Physical Health

500

students received daily support to strengthen their physical health through fitness training, nutrition education, and activities that promote resilience, healthy habits, and overall well-being.

87%

of participants in programs that promoted physical health increased their cardiovascular endurance, exceeding program expectations.

91%

of participants in programs that promoted physical health made gains in muscular strength and endurance using age-appropriate exercises.

Living with cerebral palsy, E faced challenges that made many activities difficult, but this program became a supportive environment that changed everything. When he first began the program, he wore a leg brace and struggled to run more than three steps without falling down. Now, he runs the distance of the court without hesitation or a brace. Despite challenges with left side agility, his coach helped E learn to dribble with his left hand by keeping his right behind his back and thus breaking barriers that doctors thought would never be crossed.



Health & Well-being - Advancements in Positive Behavioral Health

HELPING HANDS OF SOUTH COUNTY

SCHOOL YEAR PROGRAM



Helping Hands is a beacon of hope in our community, dedicated to empowering families to advocate for themselves and supporting students in finding their voices. Through innovative platforms and partnerships, we have facilitated transformative experiences for families, ensuring they receive the support they need to navigate the complexities of the education system and beyond. Our collaborative efforts with other organizations have enriched our offerings, equipping parents and students with the tools necessary for success in every facet of life.



Clients Served	Total	Goal	%
Children	91	117	78%
Adults	55	68	81%
Families			

Utilization	
CSAC Budget	\$15,000
CSAC Actual	\$14,964.73
% of Actual	99.8%

Program Outcome
Performance Key:
GREEN: Met Expectation
RED: Not Met

Performance Outcomes	
1	<p>Increased knowledge surrounding the social needs of children among parents through participation in trauma-informed care trainings.</p> <p>Through participation in trauma-informed care trainings, parents are gaining valuable insights into the social and emotional needs of their children. As they finish up the Thrive program, they are becoming more equipped to support their child's well-being. The weekly newsletter from the Overcoming Obstacles program further enhances their knowledge by providing ongoing resources and information. This combined approach is fostering stronger parent-child connections and improving family engagement. As parents become more informed, they are better able to advocate for their children, leading to increased success both in school and at home. Parents have taken the pre-assessment. Training in Q4</p>
2	<p>Increased social skills knowledge of elementary school-aged children through participation in research-based social development instruction.</p> <p>Elementary school-aged children are building essential social skills through the Overcoming Obstacles program, which delivers research-based social development instruction. Through weekly activities, students learn practical tools to navigate social challenges. Watching younger students act out their story of the week is breathtaking—it helps them relate to one another and understand shared struggles. Retelling these stories reinforces the lessons and empowers students to apply them in real life. This hands-on approach fosters empathy, communication, and problem-solving skills that are critical at this stage of development.</p>
3	<p>Increased social skills knowledge of middle school-aged children through participation in research-based social development instruction.</p> <p>Through research-based social development instruction, middle school-aged children are gaining valuable tools to strengthen their social skills. The Overcoming Obstacles program creates space for daily open discussions, giving students a chance to express their feelings and challenges. These activities foster emotional intelligence and help them reflect on real-life situations. I've seen the impact firsthand through increased participation in weekly activities, where students actively apply what they've learned, building greater self-awareness and stronger interpersonal skills.</p>

Health & Well-being - Advancements in Positive Behavioral Health

HELPING HANDS OF SOUTH COUNTY

SUMMER PROGRAM



The aim of our program is to provide a safe and nurturing space where children can come together to express themselves freely, learn effective communication skills, and develop the confidence to advocate for their needs and aspirations. We recognize the importance of building on the foundational skills acquired during the academic year, and our program focuses on reinforcing and expanding upon these skills through a variety of educational and recreational activities.



Clients Served	Total	Goal	%
Children	78	75	104 %
Adults			
Families			

Utilization	
CSAC Budget	\$10,000
CSAC Actual	\$10,000
% of Actual	100%

Program Outcome
Performance Key:
GREEN: Met Expectation
RED: Not Met

Performance Outcomes	
1	<p>Increased staff's knowledge in compassion fatigue through participation in professional development.</p> <p>100% of staff demonstrated increased knowledge in compassion fatigue as evidenced by improvements between a pre-test and post-test administered before and after training.</p>
2	<p>Increased staff's knowledge in positive behavior support through participation professional development.</p> <p>100% of staff demonstrated increased knowledge in compassion fatigue as evidenced by improvements between a pre-test and post-test administered before and after training.</p>
3	<p>Increased staff's knowledge in trauma informed care through participation professional development.</p> <p>100% of staff demonstrated increased knowledge in compassion fatigue as evidenced by improvements between a pre-test and post-test administered before and after training.</p>

Health & Well-being - Advancements in Positive Behavioral Health

THRIVE IRC INC PREVENTION WORKS!



Thrive IRC is CARF Accredited and licensed by the Florida Department of Children and Families to provide prevention services through Prevention Works! Evidence based prevention programs and strategies are a key component to ensuring public health. The Substance Awareness Center provides our community with three types of prevention strategies; Universal Prevention targeting all youth ages grade 5th-8th; Indicated Prevention targeting youth who have been identified as engaging health risk behaviors; Community Prevention through coalitions.



Clients Served	Total	Goal	%
Children	3958	4350	91%
Adults	326	300	109%
Families	326	300	109%

Utilization	
CSAC Budget	\$204,580.00
CSAC Actual	\$204,580.00
% of Actual	100%

Program Outcome

Performance Key:

GREEN: Met Expectation

RED: Not Met

Performance Outcomes	
1	<p>Youth will improve their physical and behavioral health through successful completion of evidence-based services.</p> <p>93% of indicated prevention youth demonstrated refusal skills on the post-test compared to 83% on the pre-test assessment. The change in knowledge is statistically significant, meaning there is less than a 1% chance this change is random.</p>
2	<p>Youth will increase healthy communication skills and positive peer relationships through delivery of evidence-based services.</p> <p>87% of indicated youth had relationship skills on the post-test, compared to 62% on the pre-test. This change is statistically significant, meaning there is less than a 1% chance this change was random.</p>
3	<p>Youth will increase knowledge and use of positive behavior skills through delivery of evidence-based services.</p> <p>87% of enrolled elementary school students participated in the Prevention Plus Wellness goal setting activity.</p>

- Formerly Substance Awareness Center of IRC, Inc.

Health & Well-being - Enhanced Access to Prenatal Care

IRC HEALTHY START COALITION CI&R/PEPW

Coordinated intake and referral (maternity Navigation) is the first point of contact for all newly pregnant mothers via the Florida Healthy Start Prenatal Risk Screen. The Maternity Navigators assess the clients needs and provide referrals to programs and services the family will benefit from to ensure a healthy pregnancy and baby.



Clients Served	Total	Goal	%
Children	800	475	168%
Adults	925	525	176%
Families	1346	525	256%

Utilization	
CSAC Budget	\$20,000
CSAC Actual	\$20,000
% of Actual	100%

Program Outcome

Performance Key:

GREEN: Met Expectation

RED: Not Met

Performance Outcomes	
1	<p>60% of CI&R participants will experience an increase in referrals that will link them to appropriate home visitation program.</p> <p>60% 942 out of 1576 intakes completed received a referral to a home visiting program.</p>
2	<p>75% of CI&R participants will have increased knowledge of resources and local programs.</p> <p>73% 1576 out of 2151 intakes were completed following referral in prenatal and postnatal period. 70% 893 out of 1267 Prenatal intakes were completed 77% 683 out of 884 infants were screened and completed an intake.</p>
3	<p>75% of IRC mothers will increase early access to prenatal care.</p> <p>90% 1533 out of 1707 women sought care in the first trimester for this period. IRCHSC is actively working to provide education to all residents on the importance of seeking care in the first trimester.</p>

Health & Well-being - Promotion of Physical Health

CROSSOVER MISSION HEALTHY KIDS



Grounded in reliance theory, the Healthy Kids program is a comprehensive prevention and management strategy helping local youth and families build a buffer that reduces risk factors such as anti-social behaviors, family management issues, and a lack of commitment to school. Methodically, the program staff instructs children in establishing physical fitness, healthy belief systems, healthy peer networks, creates structured opportunities for consistent physical and social engagement; and provides positive reinforcement for appropriate behaviors.



Clients Served	Total	Goal	%
Children	127	115	110%
Adults	29	-	100%
Families			

Utilization	
CSAC Budget	\$65,000
CSAC Actual	\$65,000
% of Actual	100%

Program Outcome
Performance Key:
GREEN: Met Expectation
RED: Not Met

Performance Outcomes

1	75% of participants will improve their social-emotional health as assessed bi-annually through the GRIT Scale designed by Angela Duckworth. 88% of youth earned a score of at least 3.
2	50% of participants in the Healthy Kids program to achieve or maintain a "healthy weight" Body Mass Index (BMI) categorization. The results showed an improvement in the percentage of youth in the Healthy Weight category: Healthy Weight: 55%, Obese: 28%, Overweight: 16%, Underweight: 2%
3	75% of participants in the Healthy Kids program to improve in at least four of six fitness indicators: push-ups, pull-ups, body dips, leg raises, 8 oz. glasses of water consumed daily, at least eight hours of sleep. 76% of student athletes improved on at least four skills during the 2024-2025 school year.

Health & Well-being - Promotion of Physical Health

WILLIS SPORTS ASSOCIATION REVIVING BASEBALL IN INNER CITIES LEAGUE



The RBI (Reviving Baseball in Inner Cities) program, supported by Major League Baseball, encourages baseball and softball participation in underserved communities. It emphasizes academic achievement, teamwork, and life skills through structured leagues, coaching, and exposure learning. By engaging youth in healthy activities and promoting sportsmanship and resilience, RBI provides quality sports programming for underserved youth that extends beyond the baseball diamond.



Clients Served	Total	Goal	%
Children	125	125	100%
Adults			
Families			

Utilization	
CSAC Budget	\$35,000
CSAC Actual	\$35,000
% of Actual	100%

Program Outcome
Performance Key:
GREEN: Met Expectation
RED: Not Met

Performance Outcomes

1	80% of participants will demonstrate an improvement in cardiovascular endurance as measured by their performance in post-assessments, compared to their pre-assessment baseline. 87% of participants showing improvement in their cardiovascular endurance by the end of the summer.
2	80% of participants will demonstrate an improvement in flexibility as measured by their performance in post-assessments, compared to their pre-assessment baseline. 82% of participants demonstrating improved flexibility by the end of the summer.
3	80% of participants will demonstrate an improvement in muscular strength and endurance as measured by their performance in post-assessments, compared to their pre-assessment baseline. 91% of participants demonstrating increased muscular strength and endurance using age-appropriate exercises drawn from the FitnessGram assessment, including push-ups, sit-ups, and other bodyweight drills.

Not All Superheroes Wear Capes



Nurturing Families & Communities



"There is no power for change greater than a community discovering what it cares about."

- Margaret J. Wheatly

Programs

Decrease in Childhood Adversity

Catholic Charities of Diocese of Palm Beach, Inc

Samaritan Center

Hibiscus Children's Center

Safecare

Safe Families for Children

Circles of Support

Youth Guidance Donation Fund of IRC

Parent Aide

IRC Healthy Start Coalition

Babies & Beyond

Care Coordination Doula Services

Fatherhood

Healthy Families

Nurse Family Partnership

Parents as Teachers


Reduction in Juvenile Delinquency

The Buggy Bunch

Thriving Families

Nurturing Families & Communities

Decrease in Childhood Adversity



100%

of fathers in programs funded by Children's Services improved their knowledge of how to support their children's emotional well-being and positive behavior.

846

families received early support through prenatal screenings and personalized referrals, helping ensure healthier pregnancies and stronger starts for their babies.

97%

of participants indicated increase knowledge of safe sleep practices on posttests.

734

mothers took part in a Children's Services-funded program designed to support early parent and baby wellness.

Nurturing Families & Communities

Reduction in Juvenile Delinquency

99%

of supervised parent visits showed full compliance with staff redirection and suggestions

96%

of parents had successful supervised visits with positive parent-child interactions

"I ended up in a very unfortunate, uncomfortable situation. I must say I appreciate the staff at this program making the experience positive for me and my son. This program is an actual safe space with no judgement, respect and love. I appreciate the staff and the concept of what they do as a whole. Thank you for helping me through a rough time." Supervised Parent

Nurturing Families and Communities-Decrease in Childhood Adversity

CATHOLIC CHARITIES OF THE DIOCESE OF PALM BEACH, INC

SAMARITAN CENTER



The Samaritan Center, a residential facility for homeless families, is a transitional program focusing on "Life Skills Development" (parenting, employability skills, budgeting, and education). The program's primary goal is the promotion and development of healthy family values and family structure leading to the successful re-entry of homeless families into mainstream society. Our mission aligns with the purpose of the Indian River County Children's Services Advisory Committee in promoting healthy children by addressing their socioeconomic, physical, environmental, educational and behavioral health.



Clients Served	Total	Goal	%
Children	41	52	79%
Adults	20	23	87%
Families	20	-	100%

Utilization	
CSAC Budget	\$38,850.00
CSAC Actual	\$38,850.00
% of Actual	100%

Program Outcome
Performance Key:

GREEN: Met Expectation
RED: Not Met

Performance Outcomes

1	<p>Academic Records indicate of 41 resident children served, Samaritan Center obtained cumulative records on 23 school aged resident child 100% increase in their academic performance at the end of the fourth quarter reporting period. We routinely enlist volunteer tutors as needed. These are as measured by Rosenberg's Self Esteem Scale, Kids Health in the Classroom and Rocket Kids Curriculum.</p> <p><i>During the fourth quarter, Catholic Charities' Samaritan Center onboarded our new Children's Coordinator. During the transition, the Case Manager provided life skills workshops for parents on financial literacy. Additionally, our Mental Health Therapist facilitated lessons on parenting, and health and safety—key to promoting self-sufficiency and reducing adverse childhood experiences (ACEs).</i></p>
2	<p>Post test cumulative results indicate 41 of 41 (100%) resident children demonstrated an average increase of of 20% on their social behaviors and character values measurement form that were administered at the beginning and end of the 4th quarter reporting period.</p> <p><i>Pre/post- test results indicate (100%) resident children demonstrated an average increase of 4.95 % on their social behaviors and character values measurement forms that were administered during the FY 24-25 contract year.</i></p>
3	<p>Post-test cumulative results indicate 41 of 41 (100%) of resident children aged four and over demonstrated an average of 8.75% increase on their self-esteem assessment administered at the beginning and the end of the fourth quarter reporting period.</p> <p><i>Post-test results indicate (100%) 41 resident children receiving program services and cumulative pre and posttests demonstrated an average of 4% increase on their self-esteem assessments. The Children's Coordinator routinely facilitates children's group lessons with activities geared towards increasing self esteem.</i></p>

Nurturing Families and Communities - Decrease in Childhood Adversity

HIBISCUS CHILDREN'S CENTER

SAFECARE

SafeCare is an evidence-based training program for parents who are at risk or have been reported for child abuse and neglect. The program is a collaborative program between Hibiscus Children's Center and Behavior Basics provides parents weekly home visits.



Clients Served	Total	Goal	%
Children	70	100	70%
Adults	45	40	113%
Families	34	32	106%

Utilization	
CSAC Budget	\$35,000
CSAC Actual	\$29,800 De-obligated: \$3,200
% of Actual	94%

Program Outcome
Performance Key:

GREEN: Met Expectation
RED: Not Met

Performance Outcomes

1	<p>75% of participants will master health interaction skills as evidenced by the pre and post test scores.</p> <p><i>16 out 20 parents increased their health skills by completing pre and posttests.</i></p>
2	<p>75% of participants will master home safety skills as evidenced by the pre and post test scores .</p> <p><i>10/17 Increased home safety skills of parents through participating in the SafeCare program.</i></p>
3	<p>75% of participants will master parent infant/child interaction skills as evidenced by the pre and post test scores.</p> <p><i>14/20 participants mastered parent infant/child interaction skills as evidenced by the pre and post test scores.</i></p>

Nurturing Families and Communities - Decrease in Childhood Adversity

IRC HEALTHY START COALITION BABIES & BEYOND



Babies & Beyond program focuses on providing services to every mother, baby, and family in Indian River County through prenatal and postnatal childbirth education, lactation support within the hospital and community, a nurse home visit to postpartum mothers and babies, and community referrals when appropriate for behavioral health, housing, food insecurity, etc.



Clients Served	Total	Goal	%
Children	881	770	114%
Adults	815	730	117%
Families	846	750	113%

Utilization	
CSAC Budget	\$62,650
CSAC Actual	\$62,650
% of Actual	100%

[Program Outcome Performance Key:](#)

GREEN: Met Expectation
RED: Not Met

Performance Outcomes	
1	80% of B&B CBE participants will have improved knowledge of L & D practices on their post-test. <i>IRCHSC introduced a Pre-Post knowledge survey throughout many programs this fiscal year.</i>
2	80% of B&B NHV participants have been assessed and have received knowledge of a Safe Sleep environment as documented by NHV RN. <i>100% - There were 427 Nurse Home Visit postpartum appointments and 427 of the families received assessment for a safe sleep environment and education on safe sleep.</i>
3	80% of B&B participants-initiated breastfeeding at birth documented by bedside lactation visit record. <i>90% 734 out of 818 participants have documented in the EHR breastfeeding initiation.</i>

Nurturing Families and Communities - Decrease in Childhood Adversity

IRC HEALTHY START COALITION CARE COORDINATION DOULA SERVICES



The IRCHSC G.R.O.W. (Guidance, Resource, Openhearted, Wisdom) Doula program supports, educates, and empowers pregnant women to take control of their health. A Doula is a trained non-medical professional who provides continuous physical, emotional, and informational support to a mother before, during, and shortly after childbirth (postnatally). A doula helps ensure that the mother achieves the healthiest, most rewarding birth experience possible. This program aims to improve birth outcomes and health literacy for residents of Indian River County.



Clients Served	Total	Goal	%
Children	270	104	260%
Adults	225	96	234%
Families	244	100	244%

Utilization	
CSAC Budget	\$58,000
CSAC Actual	\$58,000
% of Actual	100%

[Program Outcome Performance Key:](#)

GREEN: Met Expectation
RED: Not Met

Performance Outcomes	
1	Decrease the number of low-birth-weight infants (<2500grams) with Doula participants. <i>94% 230 out of 244 Doula participants completed the recommended number of prenatal visits. 230 out of 244 births had a healthy birth weight infant.</i>
2	Increase the number of Doula participants who initiate breastfeeding at birth. <i>91% 197 of 216 eligible Doula participants had breast feeding initiation documented on their labor and delivery form for the reporting time period.</i>
3	The rate of Cesarean deliveries amongst Doula participants will decrease or maintain at 22% measured by delivery method (Repeat Cesareans are removed from denominator if delivering at CCIRH). <i>100% eligible doula participants increased knowledge of pain management, comfort measures, procedures, terminology and coping.</i>

Nurturing Families and Communities - Decrease in Childhood Adversity

IRC HEALTHY START COALITION FATHERHOOD



The Fatherhood Initiative began in 2022 and is aimed at keeping fathers engaged in their children's lives in a positive manner. The program offers group mentoring, one on one home visitation and childbirth education to support fathers in becoming the best dad they can be.



Clients Served	Total	Goal	%
Children	270	20	1350%
Adults	388	130	298%
Families	388	150	259%

Utilization	
CSAC Budget	\$22,280
CSAC Actual	\$22,280
% of Actual	100%

Program Outcome

Performance Key:

GREEN: Met Expectation

RED: Not Met

Performance Outcomes

1	75% of fatherhood program participants that complete eight sessions will have infant pathway completed. 95% 54 out of 57 eligible fathers completed the infant pathway.
2	75% of fatherhood participants will show an increase in knowledge through pre and post assessment tool. 97% 30 out of 31 father eligible for basic baby skills training increased knowledge of their skills through the post assessment.
3	75% of fatherhood program participants will complete pre/post knowledge assessment evaluating social-emotional skills knowledge. 97% 30 out of 31 father eligible for basic baby skills training increased knowledge of their skills through the post assessment.

Nurturing Families and Communities - Decrease in Childhood Adversity

IRC HEALTHY START COALITION HEALTHY FAMILIES



Healthy Families is a voluntary home visitation program for families assessed as at risk for abuse or maltreatment. Home visitors teach child development through evidence based curriculum, goal setting and modeling interactive activities based on "teachable moments". Positive parent/child interactions helps caregivers manage stress and reduces the likelihood of child maltreatment.



Clients Served	Total	Goal	%
Children	88	72	122%
Adults	85	78	109%
Families	98	80	123%

Utilization	
CSAC Budget	\$50,000
CSAC Actual	\$50,000
% of Actual	100%

Program Outcome

Performance Key:

GREEN: Met Expectation

RED: Not Met

Performance Outcomes

1	80% of Healthy Families program participants will have improved and on time childhood immunization adherence. 100% of eligible PAT program participants increased their knowledge of age-appropriate development as measured by the ASQ-3.
2	80% of Healthy Families program participants will receive 75% of prescribed home visits by leveling system. 100% of eligible Healthy Families children had on time immunization adherence during this period.
3	90% of Healthy Families program participants will receive referral for mental or behavioral health support as need indicated on Edinburgh Depression Screen. 100% 8 out of 8 eligible Healthy Families program recipients received a referral for mental or behavioral health following indication on an Edinburgh Screen.

Nurturing Families and Communities - Decrease in Childhood Adversity

IRC HEALTHY START COALITION NURSE FAMILY PARTNERSHIP

The Nurse Family Partnership (NFP) program is designed for first-time, low-income mothers and their children. Mothers may invite fathers and other family members to participate in in-home visits. NFP requires a client to be enrolled in the program early in her pregnancy and to receive a first home visit no later than the end of the woman's 28th week of pregnancy. Services are delivered until the child is two years old.



Clients Served	Total	Goal	%
Children	41	37	111%
Adults	31	38	82%
Families	36	40	90%

Utilization	
CSAC Budget	\$15,000
CSAC Actual	\$15,000
% of Actual	100%

Program Outcome
Performance Key:
GREEN: Met Expectation
RED: Not Met

Performance Outcomes

1	90% of Nurse Family Partnership program participants will document use of referrals provided by Registered Nurse at home visits. <i>97% of NFP program participants have documented the use of referrals at the Home Visit.</i>
2	80% of Nurse Family Partnership program participants will successfully breastfeed up to 12 weeks following birth. <i>76% 29 out of 38 eligible NFP program participants successfully breastfed their babies up to 12 weeks following birth.</i>
3	90% of Nurse Family Partnership program participants will have knowledge of Safe Sleep practices measured by pre and post-tests. <i>97% of NFP program participants indicated increase knowledge of safe sleep practices from posttests.</i>

Nurturing Families and Communities - Decrease in Childhood Adversity

IRC HEALTHY START COALITION PARENTS AS TEACHERS



Parents as Teachers is a home visitation program aimed at teaching parents to be their child's first teacher. Parents as Teachers is an evidence-based home visiting model that promotes the optimal early development, learning and health of children by supporting and engaging their parents and caregivers.



Clients Served	Total	Goal	%
Children	58	80	73%
Adults	54	80	68%
Families	62	80	78%

Utilization	
CSAC Budget	\$116,450
CSAC Actual	\$116,450
% of Actual	100%

Program Outcome
Performance Key:
GREEN: Met Expectation
RED: Not Met

Performance Outcomes

1	80% of eligible Parents as Teachers program participants will have increased knowledge of age appropriate development measured by ASQ-3. <i>100% of eligible PAT program participants increased their knowledge of age-appropriate development as measured by the ASQ-3.</i>
2	90% of eligible Parents as Teachers program participants will have increased knowledge of age appropriate emotional needs measured by PICCOLO Assessment: Responsiveness. <i>100% of eligible PAT program participants increased knowledge of age-appropriate emotional needs measured by the PICCOLO assessment.</i>
3	80% of eligible Parents as Teachers program participants will increase their language development measured by prescribed ASQ-SE schedule. <i>100% of eligible PAT program participants increased their language development as measured by the ASQ-SE.</i>

Nurturing Families and Communities - Decrease in Childhood Adversity

SAFE FAMILIES FOR CHILDREN CIRCLE OF SUPPORT



Safe families is a dedicated community movement with a mission to keep children safe and families together by mobilizing volunteers and faith communities. We improve the health and well-being of high-risk populations by providing informal family-like support to families and youth experiencing a crisis situation. Safe Families' support is free, voluntary, multigenerational, and parent-directed. Safe Families works cooperatively with many organizations and resources to help build bridges for families in our communities.



Clients Served	Total	Goal	%
Children	55	120	46%
Adults	33	60	55%
Families	25	55	45%

Utilization	
CSAC Budget	\$25,000
CSAC Actual	\$25,000
% of Actual	100%

Program Outcome

Performance Key:

GREEN: Met Expectation

RED: Not Met

Performance Outcomes

	90% of parents served improve in at least 3 of 5 Protective Factors
1	15 parents completed the baseline Protective Factors Survey second edition. Seven families completed a midpoint follow-up survey. Six of those families showed improvement in at least two of the five protective factors such as parental resilience, knowledge of parenting and child development, and social connections. No children in these families entered Department of Children and Families custody during this period.
2	80% of children not screened into foster care as reported by Department of Children and Families up to 1 year post involvement with Safe Families.
3	At least 90% of parents meet goals that are based on Protective Factors Framework as indicated by parent self-report and staff observation
	88.89 % achieved at least one goal.

Nurturing Families and Communities - Decrease in Childhood Adversity

YOUTH GUIDANCE DONATION FUND OF IRC PARENT AIDE



The evidence-based Exchange Parent Aide program provides comprehensive, in-home support for parents who are at-risk of child abuse and neglect. The goals of the program are: 1. Assure child safety 2. Improve parenting skills 3. Improve problem solving skills 4. Enhance social supports Exchange Parent Aide is made available to families whose children are enrolled in Youth Guidance. In addition to in-home interventions, we also provide a food pantry service, family engagement events, and quarterly parent workshops that focus on financial literacy, child care and more.



Clients Served	Total	Goal	%
Children	12	12	100%
Adults	8	7	114%
Families	7	8	88%

Utilization	
CSAC Budget	\$9,000
CSAC Actual	\$9,000
% of Actual	100%

Program Outcome

Performance Key:

GREEN: Met Expectation

RED: Not Met

Performance Outcomes

1	85% of parents in the Exchange Parent Aide program who score a 1-6 rating in the "Empathy" construct will show improvement in that construct or will maintain a 7-10 rating, as shown by the evidence-based AAPI pre- and post-assessment (Adult Adolescent Parenting Inventory).
	100% of parents improved their score in the "Empathy" construct.
2	85% of parents in the Exchange Parent Aide program who score a 1-6 rating in the "Expectations of Children" construct will show improvement in that construct or will maintain a 7-10 rating, as shown by the evidence-based AAPI pre- and post-assessment (Adult Adolescent Parenting Inventory).
	100% of parents improved their score in the "Expectations of Children construct."
3	85% of parents in the Exchange Parent Aide program who score a 1-6 rating in the "Power & Independence" construct will show improvement in that construct or will maintain a 7-10 rating, as shown by the evidence-based AAPI pre- and post-assessment (Adult Adolescent Parenting Inventory).
	100% of parents improved their score in the "Power & Independence" construct.

THE BUGGY BUNCH THRIVING FAMILIES

CSAC

The Buggy Bunch, through Thriving Families, offers a nurturing and secure environment in which children can visit with their non-residential parent in an effort to strengthen their bond and relationship.



[Program Outcome](#)

[Performance Key:](#)

GREEN: Met Expectation

RED: Not Met

Clients Served		Total	Goal	%
	Children	38	68	56%
	Adults	43	86	50%

Utilization	
CSAC Budget	\$25,000
CSAC Actual	\$25,000
% of Actual	100%

Performance Outcomes	
	Increase access to concrete community resources through referrals.
1	Thriving Families provided 48 community referrals to supervised visitation clients. Shared by Supervision Monitors through brochures and flyers, these resources helped connect families with local support services. During this period, 12 of the referrals were utilized by clients.
	Maintain or decrease the number of negative interactions between parent and child during supervised visitation.
2	Negative interactions at Thriving Families have been extremely rare. Only two categories fell below 100%. The first involved a parent showing preference toward one child over another, which occurred in just 3% of visits, reflecting a 97% rate of positive interactions in that area. The second involved a supervised parent refusing to follow staff redirection, which occurred in only 0.9% of visits, resulting in a 99.1% rate of positive compliance.
	Maintain positive parent interactions for program participants through supervised visitation.
3	Thriving Families successfully met its goal of fostering positive parent-child interactions through supervised visitation, achieving a 96.1% rate of successfully completed visits. The small gap from 100% was primarily due to occasional cancellations, most often related to illness, transportation issues, or no-shows.

Success in School & Life

"Education is the most powerful weapon which you can use to change the world."

—Nelson Mandela

Improvements in Academic Success

Big Brother Big Sister of SLC

Community Based Mentoring

Boys & Girls Club of IRC

Project Learn

Children's Home Society

Dodgertown Partnership School

Crossover Mission

Accelerate My Potential

Feed the Lambs

After School Tutoring Program

Summer Enrichment

Gifford Youth Achievement Center

A.S.E.P.

Boost in Student Attendance

Gifford Academy for Performing Arts

(Gifford Youth Orchestra)

Staging for Success



Success in School & Life

Increase Kindergarten Readiness

[Big Brother Big Sister of SLC](#)

[Passport to Early Literacy](#)

[Childcare Resources of IR](#)

[Children in Centers](#)

[Community & Family Services](#)

[Early Learning Coalition of IR](#)

[Emergent Literacy: Developing Expert PK Teachers](#)

[RCMA](#)

[Enhancing Infant & Toddler Care in IRC](#)

[RCMA SRMAT Early Care & Education Program](#)

[Sunshine Physical Therapy Clinic](#)

[School Readiness through Occupational & Speech Therapies](#)

[The Learning Alliance](#)

[Moonshot Families Early Learning Programs](#)

Pathways for College & Career Readiness

[Gifford Youth Achievement Center, Inc.](#)

[Youth Employability Program](#)

[OCP Community Outreach, Inc.](#)

[Purpose Driven Youth](#)

[Treasure Coast Girls Coalition, Inc.](#)

[Seeds of Change Steam Pathway](#)

[Youth Guidance Donation Fund of IRC](#)

[Parent Aide](#)

[Pre-Apprenticeship](#)

[Pelican Island Audubon Society](#)

[After School Lagoon Science Program](#)

Success in School & Life

Boost in Student Attendance

100%

of the **students** in programs that focused on attendance, kept their attendance rate at **90% or higher.**

Research shows that children who attend school consistently perform significantly better academically. Students who attend regularly, meaning they avoid missing about 10 percent of school days, achieve much higher proficiency in math and English Language Arts compared to students in schools where absenteeism is higher. One national study found that schools with an average of five days absent per student had close to 80 percent of students scoring proficient, while schools where the average absence rose to ten days saw proficiency rates drop below 20 percent.

Source: Attendance Works



Success in School & Life

Improvement in Academic Proficiency



1,700

students participated in programs designed to strengthen reading and math proficiency, laying the foundation for greater confidence, improved classroom performance, and long-term academic success.

93%

of students who received small-group tutoring achieved oral-fluency growth

85%

of students in tutoring programs that focused reading made learning gains on the ELA Progress Monitoring Assessment.

95%

of students who participated showed math gains from PM1 to PM3, in programs funded by Children's Services.

Before joining the program, A was not on track to graduate from high school. He needed more confidence communicating in English, struggled to find stability, and fell dangerously behind in his classwork. A friend recommended that he join the program. With the program's support, camaraderie, and mentorship, he could focus on his studies, graduate from high school with his peers, and pursue college.

Success in School & Life

Increase in Kindergarten Readiness



“Jack had some sensory issues and difficulty with self-feeding and grasping objects. Now, he can feed himself and is actively participating in school activities including holding a pencil and playing with toys.”

93%

of **children** improved their alphabet-knowledge and reading skills based on **end-of-year** assessments

83%

of **students** are at or above the state benchmark on the state **VPK** assessment

316

early childhood **educators** received quality professional development impacting **4,615** children over Indian River County

Success in School & Life

Pathways for College & Career Success

O and S completed internships with a program through support from the Children's Services. Their internship experience included career-readiness training, mentoring younger girls, and developing real-world skills that extend far beyond the classroom. Both students are now inspired to pursue future STEAM careers, demonstrating how CSAC-funded programs help prepare youth for success in school, work, and life.

98%

of the **students** placed on a work experience or internship successfully completed their **job** assignment.

100%

of **seniors** participating in college planning workshops gained admission to at least **one college or university**.

99%

of **participants** demonstrated increased workforce preparedness through completed **learning** portfolios.



Success in School and Life - Boost in Student Attendance

GIFFORD ACADEMY FOR PERFORMING ARTS

STAGING FOR SUCCESS



The GYO has served children in Indian River County since 2003 with a primary focus on “at risk” children in pockets of poverty. We teach children to play the piano, viola, cello, and the most difficult instrument in any orchestra- the violin. We also offer classes in vocal coaching, drama, percussion, dance, and public speaking. Our children learn to read music, perform in front of live audiences, tutor other students, and prepare to become part of the GYO staff as tutors and teachers and enroll in college or vocational arts. We have put instrument into the hands of over 300 students.



*Formerly Gifford Youth Orchestra

Clients Served	Total	Goal	%
Children	148	120	123%
Adults			
Families			

Utilization	
CSAC Budget	\$45,000.00
CSAC Actual	\$44,999.64
% of Actual	100%

Program Outcome
Performance Key:
GREEN: Met Expectation
RED: Not Met

Performance Outcomes	
1	<p>Student unexcused absences at concerts and GYO performances in the community will be reduced to 5% (raise to 95% attendance rate) for the 2024-25 year.</p> <p>By moving concerts to weeknights instead of Saturday afternoons our attendance has been wonderful. Our lone event where we had absences was the Black History program in February and we were competing with the school district showcase at the IG Center which took away several of our performers. This is an example of why we moved to weeknights. That move was requested by staff and parents as we prepared our 2024-25 season calendar.</p>
2	<p>The GYO is committed to helping reduce unexcused absences at school by our students by 25% in the 2024-25 year based on 2023-24 data. The GYO will work with parents/guardians to reduce unexcused absences through mentoring, coaching, and tracking students at school to insure they are attending classes.</p> <p>We have had no situations where we have had to have individual conferences or meetings with parents about attendance. We emphasized the importance at our Fall 2024 Parent Action Committee meeting and reiterated it in January 2025 and at our spring meeting in April 2025. Each time we mention it we talk about the time of year and motivational issues students face. We try to inform them of what is happening in the schools that can affect student's confidence and undermine why students want to go to school. We discuss techniques or ways to avoid those distractions from the student perspective. None of our students ended up missing 10% of school time according to records.</p>
3	<p>GYO students will increase attendance at weekly individual student lessons to an average of 92% a week and weekly lesson to an average of 76 lessons a week or higher.</p> <p>We had a 98% attendance rate at lessons in the fall quarter of 2025. That data comes from our MMS software. The fall data began on August 18th and ran through the end of September 2025. That moved our annual attendance rate for 2024-25 to 93% overall. Our lowest attendance period was the summer of 2025 when we averaged 81% attendance. The highest rates of attendance were the fall terms, both in 2024 (95%) and 2025 (98%). We will evaluate what improvements can be made for summer lessons, performance opportunities, and activities to keep students engaged beyond our annual summer camp. That event had a record 72 students attend in June.</p>

Succes in School and Life- Improvement in Academic Proficiency

BIG BROTHERS BIG SISTERS OF ST. LUCIE COUNTY

COMMUNITY BASED MENTORING



Community-based mentoring centers around activities orchestrated by the mentor according to the mentee's needs. Community resources are used many times as meeting locations, possible job shadowing, and educational opportunities. Mentors receive training on possible activities around improvement of academic skills, life skills, decision-making, career options, and pertinent topics dependent on the age of the youth.



Clients Served	Total	Goal	%
Children	30	30	100%
Adults			
Families			

Utilization	
CSAC Budget	\$15,000
CSAC Actual	\$15,000
% of Actual	100%

Program Outcome
Performance Key:
GREEN: Met Expectation
RED: Not Met

Performance Outcomes	
1	<p>80% of children/youth in this program for the 2024-2025 year will develop habits and skills that will help them succeed now and in the future.</p> <p>90% of students in the program had improved their absent and/or tardy rate.</p>
2	<p>80% of clients in the program 12 weeks or more will identify possible career routes and the education needed to complete them.</p> <p>All fifteen of our middle/high school students achieved their individual YODP goal of identifying post graduation opportunities and what it would take to attain those goals.</p>
3	<p>To increase academic achievement, 80% of children/youth enrolled in this program 12 weeks or more will perform at or above grade level in core subjects as measured by test scores and report card data. Baseline: 2024 June report card grades.</p> <p>100% of Mentees reflected increased academic achievement in at least one academic area, many reflected increases in multiple academic areas.</p>

Success in School and Life-Improvement in Academic Proficiency

BOYS & GIRLS CLUBS OF INDIAN RIVER COUNTY

PROJECT LEARN



Project Learn is an evidence-based program consisting of 5 key components. It is a holistic strategy supporting Youth-Centered Learning in Clubs. It is intended to complement and reinforce what youth learn during the school day while creating experiences that invite them to fall in love with learning. Rooted in social-emotional development practices, programs in this area enable all youth to be effective, engaged, adaptive learners on track to graduate with a plan for the future. Parent and family involvement in afterschool programs improves educational outcomes.



Clients Served		Total	Goal	%	Utilization	
	Children	648	425	152%	CSAC Budget	\$50,000
	Adults				CSAC Actual	\$50,000
	Families				% of Actual	100%

Program Outcome
Performance Key:
GREEN: Met Expectation
RED: Not Met

Performance Outcomes

1	60% of club members will make a learning gain on their math FAST tests. 98% of students improved their math skills by at least one point from PM1.
2	60% of club members will make a learning gain on their reading FAST tests. 83% of students improved their reading skills by at least one point from PM1.
3	75% of members will improve or maintain their attendance to meet the 90% desired SDIRC attendance rate. 85% of members 90% or more of the days available for the school year.

Success in School and Life - Improvement in Academic Proficiency

CHILDREN'S HOME SOCIETY

DODGERTOWN PARTNERSHIP SCHOOL



Dodgertown CPS was established in 2019 and implemented in collaboration with four core partners which include the School District of Indian River County, The Children's Home Society of Florida (managing non-profit), Indian River State College, and Treasure Coast Community Health. Dodgertown CPS' objectives are to improve student academic performance and health and wellness outcomes, foster a sense of belonging and connectedness with the school community, and strengthen collaboration among schools, community partners, and families to support student success.



Clients Served		Total	Goal	%	Utilization	
	Children	256	250	102%	CSAC Budget	\$58,815
	Adults				CSAC Actual	\$52,615.23
	Families				% of Actual	89%

Program Outcome
Performance Key:
GREEN: Met Expectation
RED: Not Met

Performance Outcomes

1	During the 2024-2025 school year, 25% of students participating in the tutoring program will increase their Math or English Language Arts (ELA) F.A.S.T. Progress Monitoring Assessment score by 10% or more by the end of the school year. Baseline: Math or ELA F.A.S.T. Progress Monitoring 1 administered in Fall 2024. 37% of students made a 10% or greater increase in their ELA F.A.S.T. Progress Monitoring Assessment score. 27% of students made a 10% or greater increase in their ELA F.A.S.T. Progress Monitoring Assessment score.
2	During the 2024-2025 school year, 65% of students participating in the tutoring program will demonstrate learning gains as measured by the Math or English Language Arts (ELA) F.A.S.T. Progress Monitoring Assessment by the end of school year. Baseline: Math or ELA F.A.S.T. Progress Monitoring Assessment 1 administered in the Fall 2024. 96% of students participating in the tutoring program demonstrated learning gains as measured by the ELA F.A.S.T. Progress Monitoring Assessment.
3	To increase to 80% the percentage of parents that report their child's basic needs are being met that have been referred for services, as measured by parent survey. Baseline: Fall 2024 parent survey. Number of family engagement events: 15

Success in School and Life- Improvement in Academic Success

CROSSOVER MISSION ACCELERATE MY POTENTIAL (AMP)



Accelerate My Potential (AMP) is our academic support, intervention, and enrichment framework. All student athletes must participate during the school year. AMP consists of three key programs: 1) Extended Support; 2) College & Career Readiness; and 3) Independent Study. Each student athlete has different academic needs and we deploy a data-driven Individualized Mentoring Plan utilizing goal-setting to realize success. Through group and one-on-one mentoring, we seek grade improvement in core areas, a 100% non-offense rate, preparedness for college and a career, and good behavior at school.



Clients Served	Total	Goal	%	Utilization	
Children	127	115	110%	CSAC Budget	\$65,000
Adults	29	-	100%	CSAC Actual	\$65,000
Families				% of Actual	100%

Program Outcome
Performance Key:
GREEN: Met Expectation
RED: Not Met

Performance Outcomes

1	60% of participants in the Academic Mentoring program will demonstrate a learning gain on the FAST English/Language Arts assessment in the 2024-25 school year. <i>83% of student athletes attending a school in the School District of Indian River County and who are required by grade level to take the FAST English/Language Arts assessments demonstrated a learning gain by the end of the 2024-2025 school year.</i>
2	60% of participants in the Academic Mentoring program to demonstrate a learning gain on the FAST Math assessment in the 2024-25 school year. <i>91% of student athletes attending a school in the School District of Indian River County and who are required by grade level to take the FAST Math assessments.</i>
3	85% of participants in the Academic Mentoring program will improve their GPA or maintain a GPA of 2.0 or higher GPA for the 2024-25 school year. <i>96% of student athletes in the Academic Mentoring program had earned a GPA of 2.0 or higher.</i>

Success in School and Life - Improvement in Academic Proficiency

FEED THE LAMBS AFTER SCHOOL TUTORING PROGRAM



Tutoring runs from 2:45 to 5:00 pm Monday- Thursday. Students are from Oslo Middle School (where tutoring is held in their media center), two local elementary schools and occasionally from Sebastian. The Program Director (PD) coordinates daily activities. Homework comes first, then other individual exercises.



Clients Served	Total	Goal	%	Utilization	
Children	39	50	78%	CSAC Budget	\$12,000
Adults	23	15	153%	CSAC Actual	\$12,000
Families				% of Actual	100%

Program Outcome
Performance Key:
GREEN: Met Expectation
RED: Not Met

Performance Outcomes

1	Increase K-12 student Math proficiency through participation in the Feed the Lambs After School Tutoring Program <i>4% of our youths are struggling to understand the math, due to language barrier and how to navigate the computer. 60% of our students have improve their math skills.</i>
2	Increase After School Tutoring children's timely completion of homework assignments through parent-teacher conferences <i>Feed the Lambs is meeting with parents daily to give them an update on their child's progress. We also meet with teachers to find out the progress of the student and where they need help with schoolwork. That helps the staff and student to complete their class work and homework. 60% of parents participate in parent-teacher conferences to help their children improve or maintain on-time homework completion.</i>
3	Increase K-12 student Reading proficiency through participation in the Feed the Lambs After School Tutoring Program <i>Feed the Lambs is working with our students to improve their IReady scores and reading. They are working on their IREADY in school, after school, and home. Feed the Lambs is communicating with students, and also with their parents to help them understand the important of IREADY and improving their grades. 65% students completed their IREADY during after school tutoring</i>

Success in School and Life - Improvement in Academic Proficiency

FEED THE LAMBS SUMMER ENRICHMENT



Location: Oslo Middle School 7-weeks, 5days a week, 7 hours a day. Activities for 60-80 elementary and middle school children. Tutoring. Exercise time. Recreation/games/ crafts. Speakers (law enforcement, bankers, business people). Swimming enjoyment and instruction with Life Guards and chaperones o Field trips with staff and chaperones o Children are not left alone or unsupervised.

**FEED THE LAMBS
ENRICHMENT PROGRAM**
ENGAGING, EDUCATING, AND EMPOWERING YOUTH

Clients Served	Total	Goal	%
Children	88	100	88%
Adults	32	0	100%
Families			

Utilization	
CSAC Budget	\$18,000
CSAC Actual	\$18,000
% of Actual	100%

Program Outcome
Performance Key:

GREEN: Met Expectation

RED: Not Met

Performance Outcomes

1	Improve student Math proficiency 60% of Students will attend Math training 45 minutes per week and will complete their i-Ready Math assessments.
2	Improve student readiness for the return to school through "Back to School" Parent training 60% of parents will complete "Back to School" training with increased knowledge on how to prepare their children, as measured by pre and post training surveys
3	Improve student Reading proficiency 60% of Students will attend Reading training 45 minutes per week and will complete their i-ready Reading assessments

Success in School and Life - Improvement in Academic Proficiency

GIFFORD YOUTH ACHIEVEMENT CENTER A.S.E.P.



The After School Education Program (ASEP) is an educational after school program for students in grade K-12. The AESP operates Monday- Friday, from 2:30-6:00 pm based on the School District's academic calendar. Students receive homework assistance, tutoring, educational enrichment activities, in addition to cultural, social, and recreational activities.



Clients Served	Total	Goal	%
Children	359	310	116%
Adults			
Families			

Utilization	
CSAC Budget	\$65,500
CSAC Actual	\$65,500
% of Actual	100%

Program Outcome
Performance Key:

GREEN: Met Expectation

RED: Not Met

Performance Outcomes

1	60% of our FSA tested students will make a learning gain from PM1-PM3 on their mathFSAT Assessment . Students received supplemental academic and educational support that included homework assistance, tutoring, and counseling to address any academic, social, or emotional needs students had. Volunteer math tutors provided supplemental support to students struggling in math.
2	60% of our FSA tested students will make a learning gain on their reading FSAT Assessment . Students received supplemental academic and educational support that included homework assistance, tutoring, and counseling to address any academic, social, or emotional needs they may have. Math tutors were available to assist students who were struggling in math.
3	80% of struggling readers in grades 1-3 will increase their reading gains by a minimum of 12% as assessed by pre and post test Sonday Reading Assessments. Twelve (12) students completed the Sonday System 1 Reading Program. Based on their pre-test assessment, students work in groups of 4-5 for 30 minutes. An additional teacher was hired to assist with the program's demand and ensure students have made significant gains by the end of the 2024-25 school year.

Success in School and Life - Improvement in Academic Proficiency

HOPE FOR FAMILIES CENTER CHILDREN'S ENRICHMENT INITIATIVES

CSAC

The Hope for Families Center aims to promote physical health, reduce childhood adversity, and improve academic performance for the homeless children that are living in the shelter. The program director is the children's case manager. The families work with the case manager through each step of the program. The goals of the program are achieved through education on health and mental health care, providing shelter, and through tutoring sessions in both group and individual settings.



Clients Served		Total	Goal	%	Utilization	
	Children	108	160	68%	CSAC Budget	\$39,654
	Adults	64	70	91%	CSAC Actual	\$39,654
	Families	60	70	86%	% of Actual	100%

Program Outcome

Performance Key:

GREEN: Met Expectation

RED: Not Met

Performance Outcomes

1	Students will decrease the number of missing assignments in Reading/English by an average of 10%	
	For the last fiscal year (July 1, 2024 – June 30, 2025):	
	Q1 (July – September 2024): 82% completed missing assignments (9 out of 11 students completed and submitted missing assignments)	
	Q2 (October – December 2024): 100% completed missing assignment (7 out of 7 students completed and submitted missing assignments)	
	Q3 (January – March 2025): 100% completed missing assignments (4 out of 4 students completed and submitted missing assignments)	
2	80% of students will increase their school attendance during their time living at the shelter.	
	Currently, 100% of K-12 aged students at The Hope for Families Center are enrolled in and attending school. The children's case manager tracks their school attendance through the FOCUS Portal in case management meetings with the parents. HFC has tracked an increase in school attendance among K-12 aged children of 88% of students.	
3	85% of K-12 students will be enrolled in and participate in academic tutoring while at the shelter.	
	100% of children are enrolled in and attending the tutoring and enrichment sessions offered at the shelter. The children sign in (with the help of their parents if needed depending on age), and their attendance is tracked during their time at the shelter. 100% of students are participating in the evening tutoring and enrichment activities sessions available.	

Success in School and Life - Improvement in Academic Proficiency

THE LEARNING ALLIANCE MOONSHOT ACADEMY

CSAC

The purpose of the Moonshot Academy afterschool and summer programs is to improve the reading proficiency of our K-3 students and help them catch up to their peers.



Clients Served		Total	Goal	%	Utilization	
	Children	653	475	137%	CSAC Budget	\$370,000
	Adults				CSAC Actual	\$370,000
	Families				% of Actual	100%

Program Outcome

Performance Key:

GREEN: Met Expectation

RED: Not Met

Performance Outcomes

1	70% of MSA students will improve their Phonics scores on the iReady assessment from Fall to Winter to Spring.	
	MSA students enrolled in the Fall and Spring sessions improved their phonics skills by 91% from from the beginning of the year to the end of the year.	
2	70% of MSA students will improve their PA scores on the iReady assessment from Fall to Winter to Spring	
	MSA Students improved their phonological awareness by 88% from Fall 2024 to Spring 2025, according to SDIRC standardized assessment, iReady.	
3	Increased growth in reading proficiency among Moonshot Academy students, 1st-3rd grades as compared to growth among students not enrolled in Moonshot Academy.	
	According to the iReady reading assessment given at the beginning and end of year, MSA students achieved 117% more proficiency growth than peers not enrolled.	

Success in School and Life - Improvement in Academic Proficiency

WILLIS SPORTS ASSOCIATION

WSA-RBI: FUN AT BAT

The Fun at Bat program aims to promote physical activity, teamwork, and skill development among youth through engaging baseball and softball activities. Designed for children of all skill levels, the program emphasizes fun and inclusivity while teaching fundamental skills such as throwing, catching, hitting, and base running. By providing a positive and supportive environment, Fun at Bat encourages participants to develop a love for the game and adopt healthy lifestyle habits. Through structured lessons and games, the program fosters social interaction and sport.



Clients Served		Total	Goal	%	Utilization	
	Children	560	550	102%	CSAC Budget	\$50,000
	Adults				CSAC Actual	\$50,000
	Families				% of Actual	100%

[Program Outcome](#)

[Performance Key:](#)

GREEN: Met Expectation

RED: Not Met

Performance Outcomes

1	60% of program participants will make a learning gain on their math FAST tests.
	63% of program participants math FAST scores increased by the end of the academic year.
2	60% of program participants will make a learning gain on their reading FAST tests.
	60% of program participants reading FAST scores increased or remained the same by the end of the academic year.
3	75% of program participants will improve or maintain their attendance to meet the 90% attendance rate.
	67% of program participants achieve and/or maintained a 90% school attendance rate during the 2024-2025 year.

Success in School and Life - Improvement in Academic Proficiency

YOUTH GUIDANCE DONATION FUND OF IRC

YOUTH GUIDANCE AFTERSCHOOL PROGRAM: PATHWAYS

Pathways is a free after-school program that helps children in need improve academic performance, learn critical life skills, and ultimately make the transition to college, trade school, or gainful employment. The program is available specifically for children (ages 6-18) who live in Indian River County and qualify for the free- or reduced-price lunch program in school.



Clients Served		Total	Goal	%	Utilization	
	Children	130	130	100%	CSAC Budget	\$66,000
	Adults				CSAC Actual	\$66,000
	Families	81	80	101%	% of Actual	100%

[Program Outcome](#)

[Performance Key:](#)

GREEN: Met Expectation

RED: Not Met

Performance Outcomes

1	Increase math comprehension for students participating in our academic enrichment program.
	This is the first year we used MobyMax to conduct math interventions and measure progress. We set a very optimistic goal at the start of the year, as we anticipated that 75% of students in our math intervention group would achieve a 100% growth rate within the MobyMax program.
2	Increase reading comprehension for students participating in our academic enrichment program.
	This is the first year we used MobyMax to conduct reading interventions and measure progress. We set a very optimistic goal at the start of the year, as we anticipated that 75% of students in our reading intervention group for at least 2 hours would achieve a 100% growth rate in the MobyMax program.
3	Increase student attendance rate in school.
	92% of Youth Guidance students achieved at least a 90% school attendance rate.

Success in School and Life - Improvement in Academic Proficiency

YOUTH GUIDANCE DONATION FUND OF IRC SUMMER ENRICHMENT PROGRAM

The Youth Guidance Summer Enrichment Program aims to prevent summer learning loss among low-income children (ages 6-18) living in Indian River County. The program includes daily academic intervention to help students with reading and math. Other activities include educational field trips, mini camps with community partners, and STEAM (Science, Technology, Engineering, Arts, and Math). The Summer Enrichment Program is available for children free of charge and includes breakfast and lunch served daily.



Clients Served		Total	Goal	%	Utilization	
	Children	84	82	102%	CSAC Budget	\$12,000
	Adults				CSAC Actual	\$12,000
	Families	62	58	107%	% of Actual	100%

[Program Outcome](#)

[Performance Key:](#)

GREEN: Met Expectation

RED: Not Met

Performance Outcomes

1	75% of students who complete a research-based life skills program will show improvement, as shown by conducting pre- and post-assessments at the beginning and end of our Summer Enrichment Program.
	80% of students who completed a research-based life skills program showed improvement in at least one area, as shown by conducting pre- and post-assessments.
2	75% of students in our small-group reading intervention will increase oral fluency, as shown by conducting research-based ReadNaturally pre-and post-assessments at the beginning and end of our Summer Enrichment Program.
	93% of students who participated in small-group reading intervention and completed pre- and post-tests increased their oral fluency.
3	90% of students in our non-intervention group will increase their vocabulary, as shown by conducting pre- and post-assessments at the beginning and end of our Summer Enrichment Program.
	77% (23 students) improved their vocabulary from pre- to post-test 10% (3 students) maintained a score of 70 or higher from pre- to post-test

Success in School and Life - Improvement in Academic Proficiency

YOUTH SAILING FOUNDATION OF IRC JUNIOR LEARN TO SAIL

CSAC

Youth Sailing Foundation's junior sailing program serves about 400 children ages 8-18 annually. Our sailing roster mirrors the demographics of Indian River County. About 45% of our sailors are from underserved homes (as defined by United Way's ALICE demographic). Twenty-seven percent (27%) represent the minority community. We have 8% and 15% from the homeless and special needs communities respectively. Twenty-five percent of our sailors are living at or below the poverty line. We have 150 children sailing twice per week on average during the two ten-week school-year terms. Another 250 children attend summer camp during June and July. All sail free in our learn to sail programs. We charge modest fees for advanced and summer programs but offer needs-blind admission with scholarships available for all in the ALICE and Poverty demographics. About 43% of our sailors receive scholarships and pay \$0.



Clients Served		Total	Goal	%	Utilization	
	Children	329	415	79%	CSAC Budget	\$50,000
	Adults	0	55	0%	CSAC Actual	\$50,000
	Families	258	280	92%	% of Actual	100%

[Program Outcome](#)

[Performance Key:](#)

GREEN: Met Expectation

RED: Not Met

Performance Outcomes

1	70% or greater of our students will show improved math skills as validated through testing. A pre test and final test will be conducted to assess and evaluate the students ability and material retention results from this program. Student will also gain confidence in these STEM areas.
	The 2024-2025 annual average outcome was successfully achieved at 94.39%.
2	70% or greater of our students will show improved math skills as validated through testing. A pre test and final test will be conducted to assess and evaluate the students ability and material retention results from this program. Student will also gain confidence in these STEM areas.
	Q1 completed FALL Semester with Pre-& Post Tests and yielded results. Q2 which is SPRING Semester / NEW Classes - Pretest indicates retention of program material with an average of 88.28 Test result across SPRING Semester Students. Final Test results will be reported in Q3 for Spring 202 class that will indicate post test results combined with the Q2 pretest. Q3 post test results averaged 94.39% change of 6.69% and 70% and greater of students ALL improved.
3	70% or greater of our students will show improved math skills as validated through testing. A pre test and final test will be conducted to assess and evaluate the students ability and material retention results from this program. Student will also gain confidence in these STEM areas.
	Q1 (Fall) completed with strong results. Q2 (Spring) pretests averaged 88.28%, showing retention from prior instruction. Q3 final post-tests averaged 94.39%, a 6.69% gain, confirming that all students achieved improvement of 70% or greater. Q3 served as the final testing period for the year. Q4 data reflects summer and early fall sessions not yet eligible for testing. The 2024-2025 annual average outcome was successfully achieved at 94.39%.

Success in School and Life-Increase in Kindergarten Readiness

BIG BROTHERS BIG SISTERS OF ST. LUCIE COUNTY

PASSPORT TO EARLY LITERACY



Passport to Literacy provides one-to-one mentoring focused on increasing emergent literacy skills and social/emotional development of VPK children to increase Kindergarten readiness and build the foundations for reading proficiency. Parent training will be offered through this program through monthly family activities focused on increasing parent capacity around literacy.



Clients Served	Total	Goal	%	Utilization	
Children	169	160	106%	CSAC Budget	\$85,000
Adults				CSAC Actual	\$85,000
Families				% of Actual	100%

Program Outcome
Performance Key:

GREEN: Met Expectation
RED: Not Met

Performance Outcomes	
1	85% of VPK children in the program for 12 or more weeks will maintain/improve positive age-appropriate social and emotional skills. <i>School year end data from post Dessa-Mini showed 95% of the students were at or above typical expectations.</i>
2	To increase the amount of young children (85%) who have access to literacy experiences at home, in the community and early childhood care/educational settings that increase their readiness to enter kindergarten as measured by the state VPK FAST assessment. Baseline: 2024-2025 school year. <i>163 students are at or above the state benchmark on the state VPK assessment. 6 were below expectations and are receiving instruction to meet the benchmark.</i>
3	To increase 80% of parent knowledge and capacity to use literacy based activities with their VPK children that build the needed literacy skills for reading foundations. <i>100% of the parents who attended at least 2 of the family engagement events reported an increase in knowledge of the purpose and use of literacy based activities with their children as reflected in the pre/post surveys.</i>

Success in School and Life- Increase in Kindergarten Readiness

CHILDCARE RESOURCES

CHILDREN IN CENTERS



Childcare Resources (CCR) offers affordable childcare for families who do not qualify for state or federally-funded programs due to their income being slightly above the poverty threshold or experiencing homelessness. 160 children between six weeks and five years old are currently enrolled. CCR subsidizes the cost of childcare, allowing families to pay an affordable percentage of their income, while their children receive high-quality care.



Clients Served	Total	Goal	%	Utilization	
Children	162	160	101%	CSAC Budget	\$350,000
Adults				CSAC Actual	\$350,000
Families				% of Actual	100%

Program Outcome
Performance Key:

GREEN: Met Expectation
RED: Not Met

Performance Outcomes	
1	80% of families will show a decrease in their total Environmental Screening Questionnaire score, indicating a reduced number of risk factors that may affect a caregiver's ability to meet their child's developmental and social-emotional needs. <i>84% of families demonstrated a decrease in their total Environmental Screening Questionnaire score, indicating a reduced number of risk factors that may affect a caregiver's ability to meet their child's developmental and social-emotional needs.</i>
2	80% of Childcare Resources classrooms will maintain* or show an increase in their CLASS score. *Maintenance of score needs to meet the FL state standard of 4. <i>100% of Childcare Resources classrooms maintained or demonstrated an increase in their CLASS score during the 2024-2025 school year. *Maintenance of score needs to meet the FL state standard of 4.</i>
3	80% of children will maintain or increase their progress in three out of five domains as evidenced by the Ages and Stages Questionnaire (ASQ). <i>94% of children maintained or increased their progress in three out of five domains as evidenced by the Ages and Stages Questionnaire (ASQ).</i>

Success in School and Life- Increase in Kindergarten Readiness

CHILDCARE RESOURCES COMMUNITY AND FAMILY SERVICES



Childcare Resources (CCR) aims to improve early childhood education programs in Indian River County through teacher training, coaching, credentialing, and a center director network. CCR hosts annual training workshops, including the Conscious Discipline Immersion Program (CDIP) and Childcare Resources Higher Education Program. These programs offer Lead Teacher Coaching, Group Coaching Sessions, Conscious Discipline Action Teams, and degree opportunities. CCR partners with Indian River State College, Florida Gateway College, and University of North Florida to support early educators.



Clients Served	Total	Goal	%
Children	4615	0	100%
Adults	316	290	109%
Families			

Utilization	
CSAC Budget	\$220,100
CSAC Actual	\$220,100
% of Actual	100%

Program Outcome
Performance Key:
GREEN: Met Expectation
RED: Not Met

Performance Outcomes

- 1 **70% of participants will increase or maintain their knowledge of the subject area as evidenced by pre- and post-tests. *Maintenance of score must meet or exceed 70%**
Overall, 95% of participants increased or maintained their knowledge of the subject area as evidenced by pre- and post-tests. 93% of participants at the Reggio Emilia with Dr. Angela Eckhoff workshop in October 2024 improved or maintained their post test score.
- 2 **70% of Childcare Resources coachees will maintain* or show an increase in their CLASS score. *Maintenance of score needs to meet the FL state standard of 4.**
100% of Childcare Resources coachees demonstrated an increase in their CLASS score from the pre to post test.
- 3 **70% of the Childcare Resources Higher Education program participants will demonstrate an increase towards credential/degree completion and/or renewal.**
This outcome is still ongoing as the spring and summer 2025 semesters have not yet concluded. Final results will be available after the end of the summer 2025 semester. 97% of the Childcare Resources Higher Education program participants demonstrated an increase towards credential/degree completions in the fall 2024 semester.

Success in School and Life- Increase in Kindergarten Readiness

EARLY LEARNING COALITION EMERGENT LITERACY



ELCIRMO is dedicated to ensuring all children and families are offered an equal opportunity to obtain early care and education. We want to provide a path of future success for all children.



Clients Served	Total	Goal	%
Children	447	500	89%
Adults			
Families			

Utilization	
CSAC Budget	\$45,000.00
CSAC Actual	\$42,850.40
% of Actual	95%

Program Outcome
Performance Key:
GREEN: Met Expectation
RED: Not Met

Performance Outcomes

- 1 **75% of children will show improvement of alphabet knowledge reading skills according to end of year FAST assessment. (Florida Assessment of Student Thinking)**
93.2% of children showed improvement of alphabet knowledge reading skills according to end of year FAST assessment. (Florida Assessment of Student Thinking)
- 2 **75% of children served will show they are Kindergarten ready according to end of year FAST assessment. (Florida Assessment of Student Thinking)**
78.4% of children served showed they are Kindergarten ready according to end of year FAST assessment. (Florida Assessment of Student Thinking)
- 3 **75% of children will show improvement of phonological awareness reading skills according to end of year FAST assessments. (Florida Assessment of Student Thinking)**
97.2% of children showed improvement of phonological awareness reading skills according to end of year FAST assessment. (Florida Assessment of Student Thinking)

Success in School and Life - Increase in Kindergarten Readiness

REDLANDS CHRISTIAN MIGRANT ASSOC. ENHANCING INFANT AND TODDLER CARE



The early education program at Whispering Pines CDC in Fellsmere provides comprehensive education and services for children 0-5 yrs and their families. CSAC supports extended service hours by subsidizing salaries of 5 staff members, ensuring appropriate adult-child throughout the 10-hour day. CSAC funding supports an Early Childhood Specialist to offer training, support, and professional development to teaching staff, parents, and caregivers, contributing to elevated quality of care and enriched developmental opportunities. Funds will offset the high costs of providing intensive services.



Clients Served	Total	Goal	%
Children	120	117	103%
Adults			
Families			

Utilization	
CSAC Budget	\$75,500.00
CSAC Actual	\$75,499.99
% of Actual	100%

Program Outcome
Performance Key:
GREEN: Met Expectation
RED: Not Met

Performance Outcomes

1	95% of enrolled children will receive age appropriate developmental assessments within 45 days of enrollment and at redetermination.
	<i>In this quarter, there were 9 children were newly enrolled, and all received or are expected to receive their age-appropriate developmental assessments within 45 days of enrollment.</i>
2	85% of enrolled children will meet or exceed age-appropriate Language, Literacy and Communication development milestones at the end of the program year.
	97% of Infants and Toddlers assessed met or exceeded expectations in Language, Literacy, and Communication skills. The highest gains were observed in book enjoyment and knowledge, supported by educators engaging children with books to promote early literacy.
3	85% of enrolled children will meet or exceed age appropriate social and emotional development milestones at the end of the program year..
	98% of Infants and Toddlers assessed met or exceeded expectations in Social-Emotional Development skills. Children demonstrated strong Community skills, such as following daily routines and attempting simple tasks independently.

Success in School and Life - Increase in Kindergarten Readiness

REDLANDS CHRISTIAN MIGRANT ASSOC. SRMAT EARLY CARE AND EDUCATION



SR Match Program is aimed at maximizing support from the Division of Early Learning (DEL) to address the critical need for affordable, high-quality early childhood education services in Indian River County. Partnering with Childcare Resources (CCR), RCMA seeks funding to maintain services to families earning below poverty guidelines and between 150%-200% of the Federal Poverty Level (FPL), known as ALICE households. These funds would facilitate direct slot payments and operational expenses, ensuring access to essential childcare for working families.



Clients Served	Total	Goal	%
Children	206	196	105%
Adults			
Families			

Utilization	
CSAC Budget	\$50,000
CSAC Actual	\$49,044
% of Actual	98%

Program Outcome
Performance Key:
GREEN: Met Expectation
RED: Not Met

Performance Outcomes

1	95% of enrolled children will meet ALICE income levels.
	<i>All children enrolled in the program meet the income criteria established by Alice income guidelines.</i>
2	85% of enrolled preschool children will meet or exceed age-appropriate Language, Literacy and communication development milestones at the end of the program year.
	96% of Preschool children in SR Programs met or exceeded expectations in Language, Literacy, and Communication skills. Notable progress was observed in speaking skills, especially in the accurate use of pronouns (he, she, him, her, his, hers) during conversations.
3	85% of enrolled preschool children will meet or exceed age-appropriate social emotional developmental milestones at the end of the program year.
	99% of Preschool children in School Readiness (SR) Programs met or exceeded expectations in Social-Emotional Development skills. Children showed particular strengths in Community skills, including successfully transitioning between activities and understanding and following classroom rules.

Success in School and Life - Increase in Kindergarten Readiness

SUNSHINE PHYSICAL THERAPY CLINIC

SCHOOL READINESS THROUGH OCCUPATIONAL AND SPEECH THERAPIES



SPTC offers in-clinic and off-site outpatient rehabilitation in an interdisciplinary approach. We are driven by our mission to provide the highest quality care to anyone in need. Your financial support allows increased access to care that would not otherwise be provided due to type of insurance or inability to pay. The therapies we provide help children by building foundational concepts for Kindergarten readiness. The greatest indicator of success is achieving therapeutic goals to help children improve their health and quality of life by maximizing the skills necessary for school readiness.



Clients Served	Total	Goal	%
Children	92	111	83%
Adults			
Families	90	0	100%

Utilization	
CSAC Budget	\$40,000
CSAC Actual	\$40,000
% of Actual	100%

Program Outcome
Performance Key:
GREEN: Met Expectation
RED: Not Met

Performance Outcomes

1	50% of children in the Outcome population will improve their ability to ask/answer questions and express requests/protests/comments. This may include using alternative forms of communication such as communication devices, visual supports, and/or signs and gestures. For the fourth quarter data collection period, 15 out of 15 patients for which this goal is applicable met the above goal. This means that 100% of the outcome population is currently meeting this goal. The goal was not applicable for 5 patients as 4 patients have only been evaluated and not yet been treated consistently, therefore not allowing adequate opportunity to monitor progress and 1 patient has only attended three sessions since the time of evaluation and not had adequate time to demonstrate progress.
2	80% of children in the Outcome population will increase their functional communication. This may include using alternative forms of communication such as communication devices, visual supports, and/or signs and gestures. For the fourth quarter data collection period, 15 out of 15 patients for which this goal is applicable met the above goal. This means that 100% of the outcome population is currently meeting this goal. The goal was not applicable for 5 patients as 4 patients have only been evaluated and not yet been treated consistently, therefore not allowing adequate opportunity to monitor progress and 1 patient has only attended three sessions since the time of evaluation and not had adequate time to demonstrate progress.
3	70% of children in the Outcome population will increase participation in ADLs. For the 4th quarter, 16 out of 23 patients for which this goal is applicable have met the above goal. 70% of the outcome population is meeting this goal. 1 patient has not met this goal due to medical complexity limiting their therapeutic progress. 3 patients have not made progress towards their goals due to lack of consistent attendance. 1 patient has not made progress due to their negative behaviors hindering progress towards their therapy goals. 2 patients have not met this outcome as they have only been assessed through an initial evaluation. The remaining 16 patients have demonstrated progress towards their goals, allowing them to increase participation in their daily tasks.

Success in School and Life - Increase in Kindergarten Readiness

THE LEARNING ALLIANCE

MOONSHOT FAMILIES EARLY LEARNING PROGRAMS

Moonshot Families (MSF) Early Learning Programs consists of two Family Connection Specialists, the Lullaby project programming, and the Moonshot Reading Rocket. Together, the MSF team builds trusted relationships and provides a continuum of service supporting families with children ages birth-5 years old. They provide resources to ensure that caregivers can help their children meet developmental milestones and arrive to kindergarten with the required competencies to succeed.



Clients Served	Total	Goal	%
Children	783	800	98%
Adults	750	630	119%
Families			

Utilization	
CSAC Budget	\$50,000
CSAC Actual	\$50,000
% of Actual	100%

Program Outcome
Performance Key:
GREEN: Met Expectation
RED: Not Met

Performance Outcomes

1	At least 60% of Moonshot Families' graduates will arrive ready to kindergarten, versus peers not in Moonshot Families, as evidenced by School District readiness rates. (available Sept - Oct) Across the board, we are seeing record-low readiness rates in IRC. The 2024 rate was 43%, down from 51% in 2023 and 55% in 2022. This is partially because the cut-scores for the STAR readiness assessment changed in 2023 by 17 points, making it more difficult to achieve a "ready" score. Before the test change, 63% of MSF kids arrived ready for kindergarten, so we set our goal at 60%. We will likely want to change our goal to be more realistic.
2	60% of parent/caregivers will improve their early literacy knowledge on pre and post surveys given before and after classes and engagements. According to Connection Center Exit Surveys, 95% of parents/caregivers would recommend Moonshot Families Connection Center engagements to other parents. 98% of respondents rated their connection center experience a "5" or "Fantastic." In addition to Center data, pre- and post-survey data of parents attending The Basics classes show a 43% growth rate in understanding language-rich interactions that support early literacy development.
3	60% of parents/caregivers will improve their knowledge of the strategies used to support their child's early literacy skills on pre and post surveys given at the beginning and end of year. Based on survey data that indicate increased knowledge of how to support early literacy development in young children, 100% of workshop attendees improved their knowledge through attending The Basics classes. At the end of our first completed round of Basics classes, data indicate that participants increased their knowledge by 43% moving from an average score of 62% correct on pre-surveys to 89% on post-surveys.


Success in School and Life - Pathways for College and Career Success

GIFFORD YOUTH ACHIEVEMENT CENTER

Y.E.P.



The Youth Employability Program (YEP) is a youth workforce program that prepares students to enter targeted, in-demand careers. The strength of the YEP will be (a) the selection of work assignments that match the students' job interests, abilities, and career aspirations; and (b) the students' high performance on their work assignments. The goal of the program is for each student to become ultra-prepared to work, learn, and contribute at their work assignment sites and strongly impress the employer.



Clients Served	Total	Goal	%
Children	67	50	134%
Adults			
Families			

Utilization	
CSAC Budget	\$7,500
CSAC Actual	\$7,500
% of Actual	100%

Program Outcome
Performance Key:
GREEN: Met Expectation
RED: Not Met

Performance Outcomes	
1	<p>Maintain 80% of students who will be placed in a 2025 summer work experience or internship through weekly employability skills and work readiness activities.</p> <p><i>Students' work experience/internships began on 6/3/25 and ended on 8/1/25. Ninety-eight percent (98%) of the 60 students placed on a work experience or internship successfully completed their job assignment.</i></p>
2	<p>Maintain skills of YEP students who complete employability and work readiness training through weekly employability skills and work readiness activities.</p> <p><i>YEP students in 10th - 12th grades participated in YEP enhancement activities, including a suite of activities/assignments in Leadership Development, Work-based projects, and career planning. Pre-YEP students in grades 8 -9 engaged in the Junior Achievement work readiness curriculum through the YEP Job Club, which mirrors the workplace in the computer lab, now known as the "YEP Job Club Training & Development Room."</i></p>
3	<p>Maintain YEP participants who receive positive work site evaluations at the end of their work experience or internship through weekly employer evaluations.</p> <p><i>Based on 2025 employer evaluations, 97% of YEP participants received positive employer evaluations upon completing their work experience or internship.</i></p>

Success in School and Life - Pathways for College and Career Success

OCP COMMUNITY OUTREACH

PURPOSE DRIVEN YOUTH



The purpose of this program is to assist young men and women and their family members in cooperatively meeting their needs for higher education or employment through college-prep activities, employability skills, social skills, tutoring and mentoring for the betterment of all those residing in the served community.



Clients Served	Total	Goal	%
Children	62	60	103%
Adults			
Families			

Utilization	
CSAC Budget	\$30,000
CSAC Actual	\$30,000
% of Actual	100%

Program Outcome
Performance Key:
GREEN: Met Expectation
RED: Not Met

Performance Outcomes	
1	<p>75% of newly enrolled participants will receive 80% or higher on knowledge check quiz</p> <p><i>90% of newly enrolled participants received 80% or higher on knowledge check quiz as it relates to resume writing skills.</i></p>
2	<p>75% of 12th grade participants will be accepted into a 2-4 year university, college or technical school</p> <p><i>100% of our seniors (Class of 2025) have been accepted to at least one college/university.</i></p>
3	<p>75% of newly enrolled participants will receive 80% or higher on knowledge check quiz</p> <p><i>77% of newly enrolled participants scored 80% or higher on knowledge check quiz for work communication etiquette skills</i></p>

Success in School and Life - Pathways for College and Career Success

PELICAN ISLAND AUDUBON SOCIETY AUDUBON ADVOCATES

CSAC

Our program is about children, their empowerment, their disconnect from nature, & the mental health of students, teachers & families. We continue a campaign to combat nature deficit disorder among K-12th grade students, focusing on underserved students & their families. We offer 1. Audubon Advocates, a tuition-free, after-school science education program for 5th graders in 4 Title 1 schools. 2. Audubon Adventure Camps for at-risk 6th-12th graders, providing programs during school breaks 3. RiverKidz, a weekend nature club, in all serving 686 students in camp programs & 883 parents in 2023-24.



Clients Served	Total	Goal	%
Children	439	435	101%
Adults	398	550	73%
Families	420	530	79%

Utilization	
CSAC Budget	\$25,000
CSAC Actual	\$25,000
% of Actual	100%

[Program Outcome](#)

[Performance Key:](#)

GREEN: Met Expectation

RED: Not Met

Performance Outcomes

	75% of Audubon Advocates will increase their level of comfort in outdoor nature science as determined by the pre-post tests.
1	<i>During the fall '25 semester, the kids' comfort in nature has grown tremendously. At first, they complained about the heat and bugs, but after a few weather-related indoor classes, they now want to be outside. Their fear has also decreased—on hikes, they're curious and eager to smell, touch, and even hold parts of nature. One day we found an ox beetle on the trail, and most students held it (even if they screamed through it!). During our reptile class, many of them also held Noodle, the corn snake.</i>
	90% of our students will increase their knowledge in the scientific method as determined by the pre and post test.
2	<i>We are on track to meet this goal with our spring semester students. We've been discussing the scientific method throughout the course and will complete a final science experiment to reinforce their learning. We were unable to cover the scientific method with the fall '24 Audubon Advocates class due to a mid-semester course change, but we incorporated it into our spring planning. In the fall '25 semester, we taught the scientific method and variables in class 7 and will conduct our composting experiment in class 8.</i>
	90% of students will improve their science vocabulary scores by at least 50% at end of program.
3	<i>Since we're halfway through the fall term, we administered a mid-semester test, and every student improved their score. We'll assess vocabulary again with the end-of-semester post-test, but students already show strong understanding through their binder work and class activities. In the final post-exam, students increased their vocabulary scores by 76%. The classroom is also lined with 5th-grade science vocabulary, which students regularly use in both verbal and written responses.</i>

Success in School and Life - Pathways for College and Career Success

TREASURE COAST GIRLS COALITION SEEDS OF CHANGE STEAM PATHWAY

CSAC

Treasure Coast Girls Coalition (TCGC) is a grassroots mission dedicated to educating, elevating, and empowering the next generation of Indian River County's female leaders. TCGC's tailored after-school and summer programs reimagine the way science, technology, engineering, arts, and math (STEAM) lessons are introduced to marginalized, middle childhood girls. By increasing our students' access to social and emotional support, career guidance, and community engagement, we do so much more than remind them of their limitless potential- we empower them with the tools to ignite it.



Clients Served	Total	Goal	%
Children	49	50	98%
Adults			
Families			

Utilization	
CSAC Budget	\$30,000
CSAC Actual	\$30,000
% of Actual	100%

[Program Outcome](#)

[Performance Key:](#)

GREEN: Met Expectation

RED: Not Met

Performance Outcomes

	75 % of students will show increased knowledge on the scientific method as demonstrated by the pre and post assessment.
1	<i>Pre- and post-assessments showed that more than 85% of participants increased their understanding and could confidently explain each step of the process. This outcome was fully met, with students applying critical thinking and problem-solving in real-world contexts.</i>
	75% of participants will increase their interest in STEAM related careers based on pre and post assessments
2	<i>Pre- and post-assessments showed increased curiosity and confidence, with most girls able to identify at least two STEAM careers of interest. Feedback and participation confirm this outcome was successfully met and exceeded expectations.</i>
	75 % will increase their workforce preparedness as evidence through a portfolio of learning.
3	<i>This outcome was fully achieved, with 99% of participants demonstrating increased workforce preparedness through completed learning portfolios. Each portfolio included a career interest survey, goal-setting worksheet, and elevator speech showcasing communication and self-awareness growth.</i>

Success in School and Life - Pathways for College and Career Success

YOUTH GUIDANCE DONATION FUND OF IRC

PRE-APPRENTICESHIP



The Youth Guidance Pre-Apprenticeship Program prepares teenagers and young adults (ages 17-24) in Indian River County to enter the trade sector. The program is registered with the State of Florida. Over a period of 8 months, students participate in hands-on activities within five trades, including carpentry, plumbing, HVAC, welding, and electric. Students also have the opportunity to obtain up to 5 professional certification and training cards. The goal of the program is to help Indian River County teenagers and young adults enter the workforce, postsecondary school, or trade school.



Clients Served	Total	Goal	%
Children	12	18	100%
Adults	14	7	200%
Families	26	25	104%

Utilization	
CSAC Budget	\$13,000
CSAC Actual	\$13,000
% of Actual	100%

Program Outcome
Performance Key:
GREEN: Met Expectation
RED: Not Met

Performance Outcomes	
	80% of students will improve their knowledge of power tools, as shown by conducting research-based NCCER pre- and post-tests.
1	18 students completed a practice test and a final test for the Power Tools Module of the NCCER curriculum (National Center for Construction Education & Research). Out of these 18 students, 67% showed improvement from the practice test to the final test. Furthermore, 100% of students passed the final test in the Power Tools Module by scoring a 70% or higher, which is needed for them to receive their NCCER Certification.
	80% of students will improve their knowledge of construction safety, as shown by conducting research-based NCCER pre- and post-tests.
2	21 students completed a practice test and a final test for Module 101 in the NCCER textbook (Construction Safety). Out of these 21 students, 17 (or 81%) showed improvement from the practice test to the final test. Furthermore, 100% of students passed their final tests by scoring a 70% or higher, which is needed for them to receive their NCCER certification.
	80% of students will improve their knowledge of hand tools in the trade sector, as shown by conducting research-based NCCER pre- and post-tests.
3	18 students completed a practice test and a final test for the Hand Tools Module of the NCCER curriculum (National Center for Construction Education & Research). Out of those 18 students, 100% showed improvement from the practice test to the final test. Furthermore, 100% of students passed the final test by scoring a 70% or higher, which is needed for them to receive their NCCER Certification.

Children's Services Advisory Committee

The Main Committee provides overall oversight and direction for the Children's Services Advisory Committee. It reviews and approves recommendations from the Needs Assessment and Grant Review Subcommittees, ensuring alignment with identified community needs and county priorities. The committee also monitors funded programs to confirm performance expectations are met and that public funds are used effectively to improve outcomes for children and families in Indian River County.

The Needs Assessment Subcommittee reviews hundreds of data points and more than 400 pieces of community feedback to identify the most pressing needs of children and families in Indian River County. The subcommittee updates short- and long-term plans that guide funding priorities and ensure resources are directed where they will have the greatest impact.

The Grant Review Subcommittee evaluates funding applications, reviews program data, and conducts site visits to ensure accountability and impact. The subcommittee scores proposals, makes funding recommendations to the Main Committee, and monitors program performance to confirm that funded initiatives achieve measurable results for children and families in Indian River County.

Children Services Advisory Committee

CSAC Main

Commissioner Susan Adams, Chair	Michelle Morris, Appointee: District 2
Bob McPartlan, Vice Chair, Department of Children & Families: Ex-Officio	Katie Mieras, Appointee: District 3
Miranda Swanson, Administrator Health Department: Ex-Officio	Jeffrey Andros, Appointee: District 4
Frank Isele, Hospital District: Ex-Officio	Hope Woodhouse, Appointee: District 5
Dr. David K. Moore, Superintendent of Schools: Ex-Officio Dr. Kyra Schafte, Designee	Doug DeMuth, Accountant, certified financial officer, certified financial planner or has significant financial experience
Sheriff Eric Flowers, Law Enforcement: Ex-Officio	Robert (Bob) Schlitt, Jr., Member-at-Large
Judge Victoria Griffin, Judge: Ex-Officio	Amber Cerda, Member-at-Large
Davis Bailey, Appointee: District 1	*Members as of January 2025

Children Services Advisory Subcommittees

CSAC Needs Assessment

Hope Woodhouse, Chair	Carrie Lester
Paula G. Barclay	Dr. Brian McMahon
Jody Idlette	Autumn Schneider
	*Members as of June 2025

CSAC Grants Review

Bob Schlitt, Chair	Michael Marsh
Susan Aguirre	Wendy McDaniel
Tony Brown	Kyleigh Motiwala
Susan Curtis	Brooke Sauserman
Dr. David Erickson	Dr. Deborah Taylor-Long
Dr. Angela Jones	Caryn Toole
Michael Kint	Tracey Zudans
Sherri Kolodziejczak	*Members as of January 2025

Not All Superheroes Wear Capes



Not All Superheroes Wear Capes



*Every child has a superpower
waiting to shine, and when
families and communities unite,
heroes are born.*





Scan the QR
code to learn
more!



-Alma Powell

"There is no better investment of
time and money than in the life
of a child. They are the future."