

March 5, 2019
ITEM 14.E.1


**INDIAN RIVER COUNTY
BOARD OF COUNTY COMMISSIONERS**

INTER-OFFICE MEMORANDUM

TO: Members of the Board of County Commissioners

DATE: February 27, 2019

SUBJECT: Request to Use Commission Chambers to Host Community Awareness Forum on Human Trafficking

FROM: Tim Zorc
Commissioner, District 3 

Discussion Item:

Over the last 20 years, the crime of human trafficking has gained increased attention from federal, state, and local authorities in the United States. I respectfully request use of the Commission Chambers on March 13, 2019, to host a community awareness forum on human trafficking activities in Florida and the Treasure Coast.

The program would begin with an information fair from 5-6 PM, followed by formal presentations from 6-7:30 PM. Invited speakers include Place of Hope, the Treasure Coast Human Trafficking Coalition, Indian River County Sheriff's Office, Office of the State Attorney (19th Judicial Circuit), and the Florida Office of the Attorney General.

Florida Spotlight

2017 National Human Trafficking Hotline Statistics

The National Human Trafficking Hotline provides survivors of human trafficking with vital support and a variety of options to get help and stay safe. The data below do not represent the full scope of trafficking in Florida. Lack of awareness of human trafficking or of the National Hotline can lead to significant underreporting, particularly among labor trafficking populations or by certain racial or ethnic groups. However, this information can shed some light on trafficking in Florida which can help put traffickers out of business and help survivors find the services they need.

Victims Identified

877

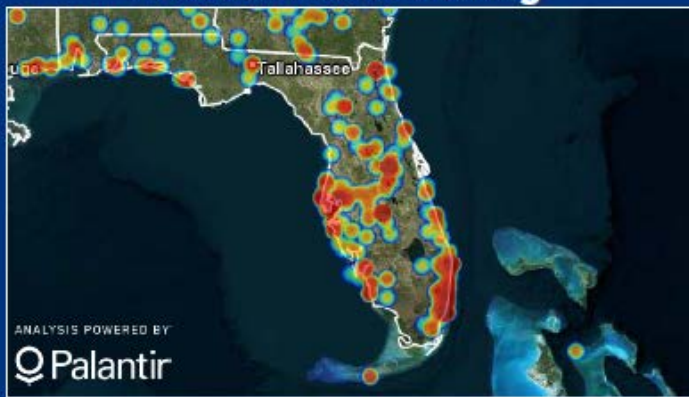
Traffickers Identified

462

Trafficking Businesses

160

Locations of Trafficking¹



¹Some cases may involve multiple locations.

615 Trafficking Cases



Sex Trafficking
411 Cases

Sex & Labor Trafficking
35 Cases

Labor Trafficking
136 Cases

Form Not Specified²
33 Cases

²Cases where trafficking type is not specified are typically a result of callers self identifying as victims or service providers or law enforcement seeking referrals for trafficking victims without providing further details about the presence of forced work or forced commercial sex.

Communication to the National Hotline



Phone Calls
1,644



Webforms
145



Emails
90



Texts
45

Polaris

Freedom happens now.

NATIONAL HUMAN TRAFFICKING HOTLINE

The data in this report is accurate as of July 11, 2018. Cases of trafficking may be ongoing or new information may be revealed to the National Hotline over time. Consequently, statistics may be subject to change as new information emerges.



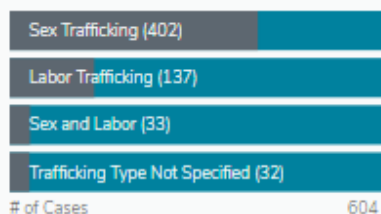
VICTIMS AND SURVIVORS IDENTIFIED

High Indicators
1,010

Moderate Indicators
745

Calls From Victims & Survivors
378

TYPE OF TRAFFICKING



of Cases 604

TOP VENUES/INDUSTRIES FOR LABOR TRAFFICKING



of Cases 137

TOP VENUES/INDUSTRIES FOR SEX TRAFFICKING



of Cases 402

GENDER



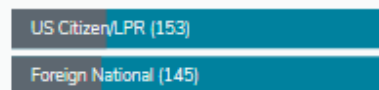
of Cases 604

AGE



of Cases 604

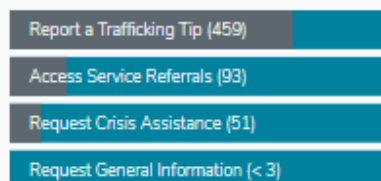
CITIZENSHIP



of Cases 604

These statistics are non-cumulative. Cases may involve multiple victims and include males and females, foreign nationals and U.S. citizens, adults and minors. In some cases, callers do not provide demographic information.

BREAKDOWN OF REQUESTS ON HUMAN TRAFFICKING CASES



of Cases 604

TOP WAYS THE CALLER FOUND THE HOTLINE



of Calls 1,601

TOP CALLER TYPES



of Calls 1,601