

**Vero Beach Lifeguard Association
YEARLY REPORT
For
The Beaches of Vero Beach**

2020



Mission:

To promote water safety and lifeguarding in Vero Beach and the surrounding communities

Email: VeroBeachLA@Yahoo.com

Website: www.VBLA.org

Our Objective:

The purpose of our yearly report is to disseminate information and educate the public about the beaches within the City of Vero Beach. Our four miles of beach to include three lifeguarded beaches at Jaycee, Humiston and South Beach Parks is part of the identity of our town and the foundation for the economic, social and cultural life of our community. The report includes statistics from past years, observations, areas of progress, areas of concern and recommendations for the future. In addition, we hope to educate those in the public who otherwise may not frequent the beach by providing information about our most important local resource. VBLA wishes to thank our members who have given their time, effort and passion towards our goal of promoting a better beach for all to enjoy.

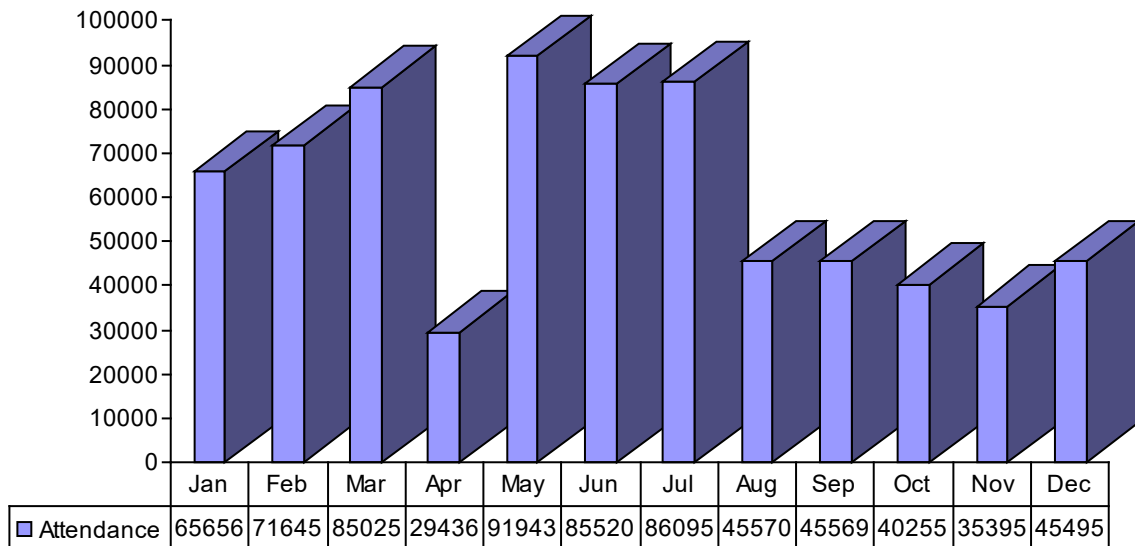
| 2020 STATISTICS | |
|------------------------------|---------|
| Total Beach Park Attendance | 729,950 |
| Preventative Actions | 10,362 |
| Minor Medicals | 227 |
| Major Medicals | 34 |
| Rescues | 36 |
| Fatalities in Guarded Area | 0 |
| Fatalities in Unguarded Area | 0 |

Observations

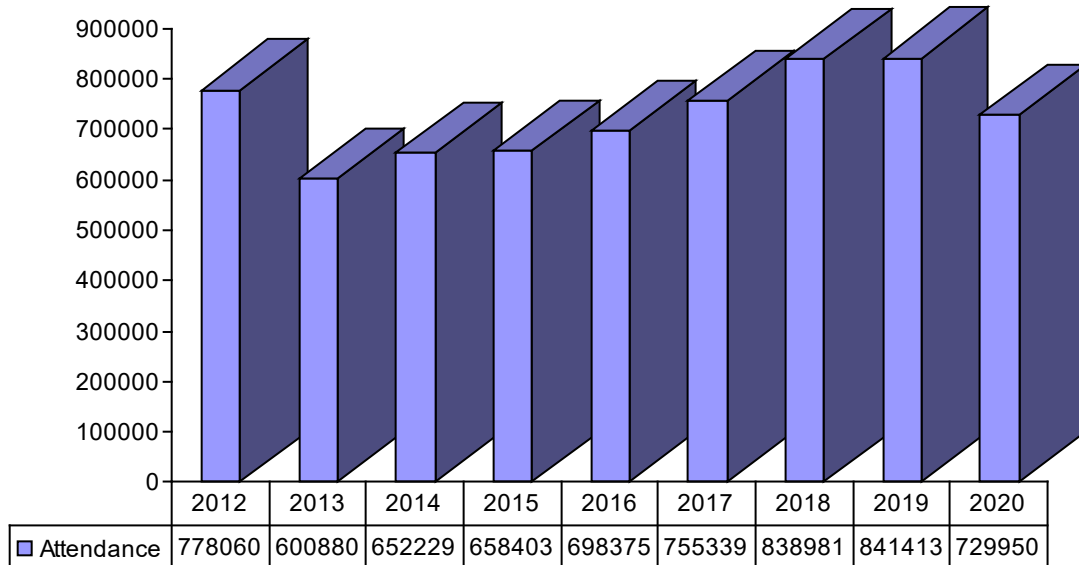
Total park attendance for 2020 did not break any records (highest: 841,413 in 2019)(lowest: 600,880 in 2013). The COVID-19 pandemic seems to be responsible for the low attendance. Attendance is taken from within the lifeguarded beach parks of South, Humiston and Jaycee Parks to include 100 yards north and south of each park. Total attendance does not include the other 89% of the nearly 4 miles of beach within the City limits. It has been observed that many people are spreading out along the shoreline and not on or near the lifeguarded areas to be counted. Estimates put the total number of people who visit our beach at over 1 million per year.

April, August and December broke monthly low attendance records. May 2020 set the record high for May beach attendance with 91,943 visitors.

Total Beach Park Attendance: 2020 (month to month)

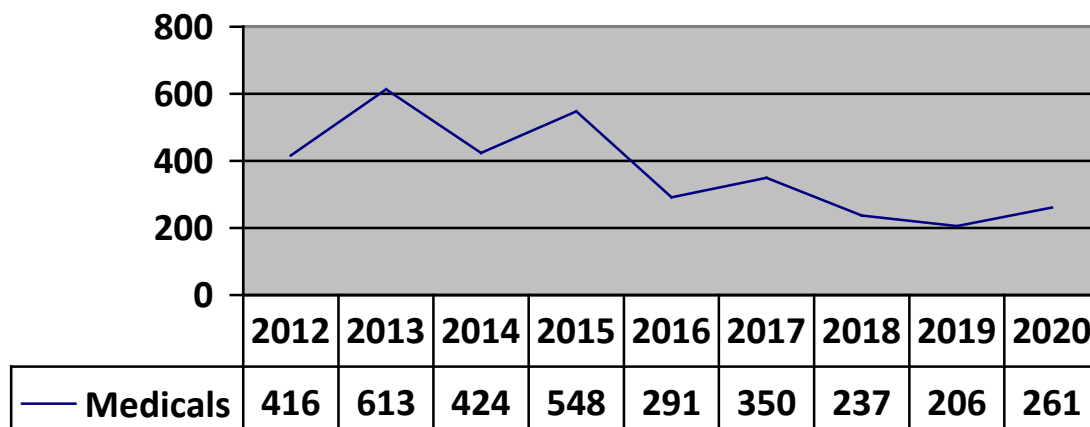


Total Beach Park Attendance: (Year to Year)

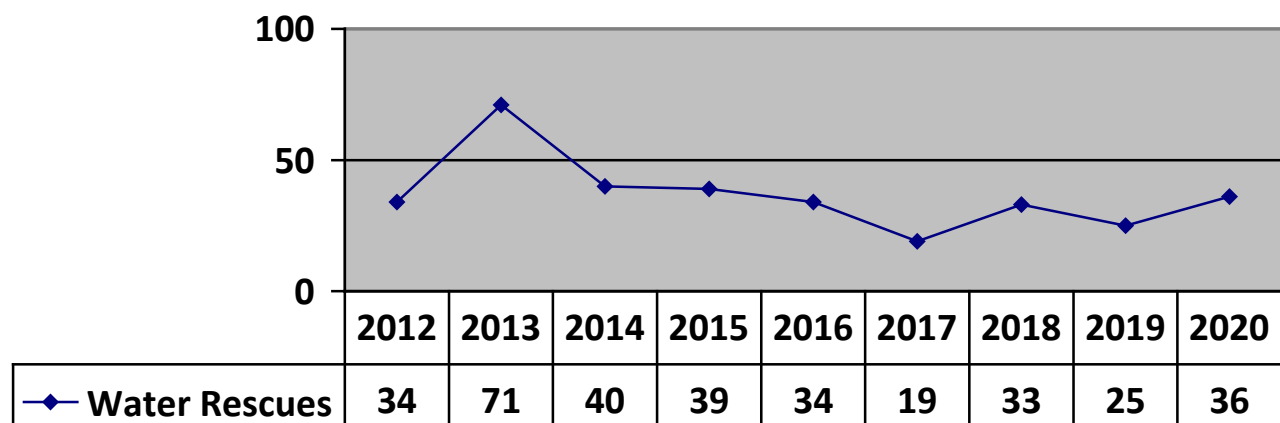


Lifeguards responded to 261 medical emergencies; an increase of 21% from 2019. There were 36 water rescues; an increase of 31% from 2019. Roughly one half of all medical emergencies and water rescues occurred outside the guarded areas. Fortunately, there were no fatalities inside or outside the guarded areas.

Medical Emergencies: Year to Year Comparison



Water Rescues: Year to Year Comparison



From May 24 to September 12 lifeguards extended their hours to 7pm. Compared to 2019 extended hours, park attendance increased by more than 8,700 visitors. Within that time, lifeguards conducted 1,448 preventative actions, responded to 16 medical emergencies and rescued a swimmer from drowning. A preventative action occurs when lifeguards either stop a problem from happening and/or educate beach patrons about potential hazards. Extended hours attendance was not included in the total beach attendance.

| 2019 EXTENDED HOURS SUMMARY Memorial Day – Labor Day | |
|---|--------|
| Total Park Attendance | 46,462 |
| Preventative Actions | 1042 |
| Minor Medicals | 7 |
| Major Medicals | 0 |
| Rescues | 0 |

| 2020 EXTENDED HOURS SUMMARY May 24 – September 12 | |
|--|--------|
| Total Park Attendance | 55,165 |
| Preventative Actions | 1,448 |
| Minor Medicals | 11 |
| Major Medicals | 5 |
| Rescues | 1 |

Turtle nesting season lasted from March through October with turtle research volunteers marking 1 in every 15 nests depending on the species of turtle.